



US00D405648S

United States Patent [19] Indekeu

[11] **Patent Number: Des. 405,648**

[45] **Date of Patent: **Feb. 16, 1999**

[54] **TRAY**

[75] Inventor: **Erik Indekeu**, Borgerhout, Belgium

[73] Assignee: **De Ster N.V.**, Hoogstraten, Belgium

[**] Term: **14 Years**

[21] Appl. No.: **83,867**

[22] Filed: **Feb. 19, 1998**

[30] **Foreign Application Priority Data**

Aug. 21, 1997 [GB] United Kingdom 2068503

[51] **LOC (6) Cl.** **07-01**

[52] **U.S. Cl.** **D7/553.3; D28/73; D7/553.2; D7/546**

[58] **Field of Search** D6/406.1, 406.2, D6/406.3, 406.4, 406.5, 406.6, 419, 451, 422, 511, 604; D7/552.1, 552.2, 553.3, 553.2, 553.4, 555, 363, 543, 545, 546, 549; 108/43, 44; 206/561; D28/61, 73; 132/314

[56] **References Cited**

U.S. PATENT DOCUMENTS

D. 101,465 10/1936 Knapp D7/545

D. 207,593	5/1967	Douglas	D7/545
D. 309,684	8/1990	Kohler	D6/511
D. 312,024	11/1990	Antoni et al.	D7/545
D. 378,793	4/1997	Kanan	D7/553
D. 382,445	8/1997	Indekeu	D7/554
2,477,921	8/1949	Batton et al.	132/314

Primary Examiner—M. N. Pandozzi
Attorney, Agent, or Firm—Shlesinger, Arkwright & Garvey LLP

[57] **CLAIM**

The ornamental design for the tray, as shown and subscribed.

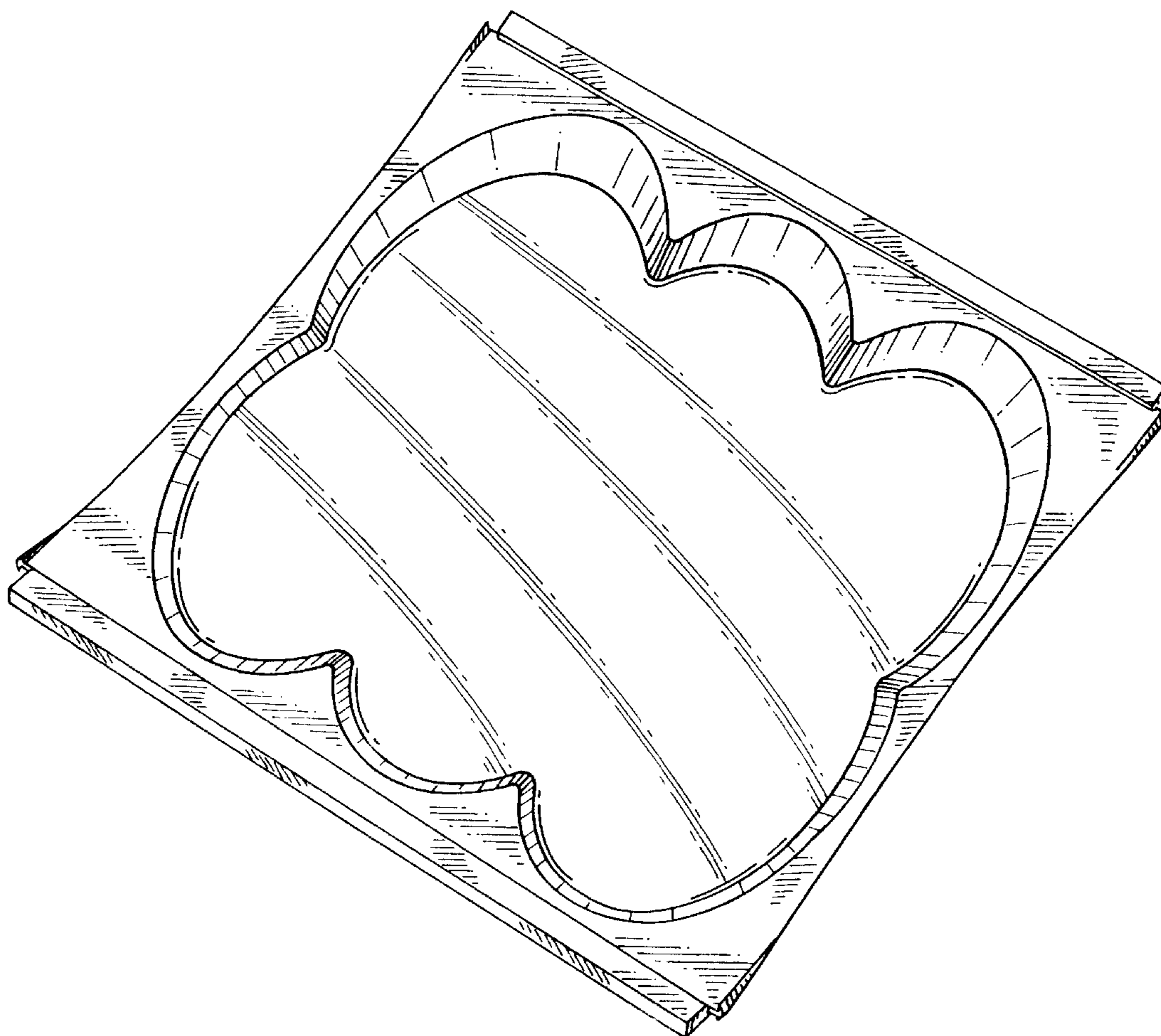
DESCRIPTION

FIG. 1 is a top perspective view of a tray showing my new design;

FIG. 2 is a bottom perspective view of the tray of FIG. 1; and,

FIG. 3 is a side view of the tray of FIG. 1, the opposite side view being a mirror image thereof.

1 Claim, 2 Drawing Sheets



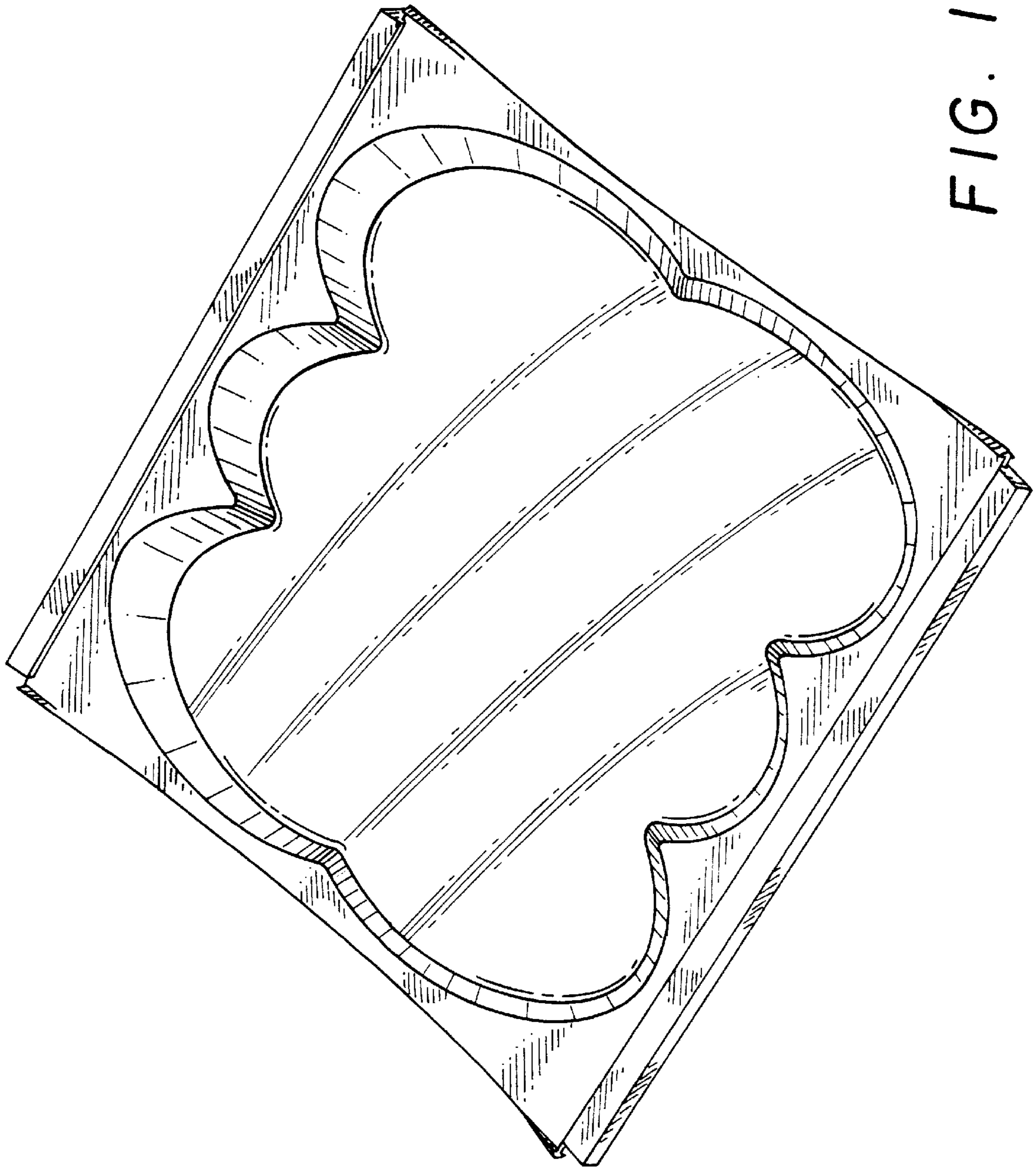


FIG. 1

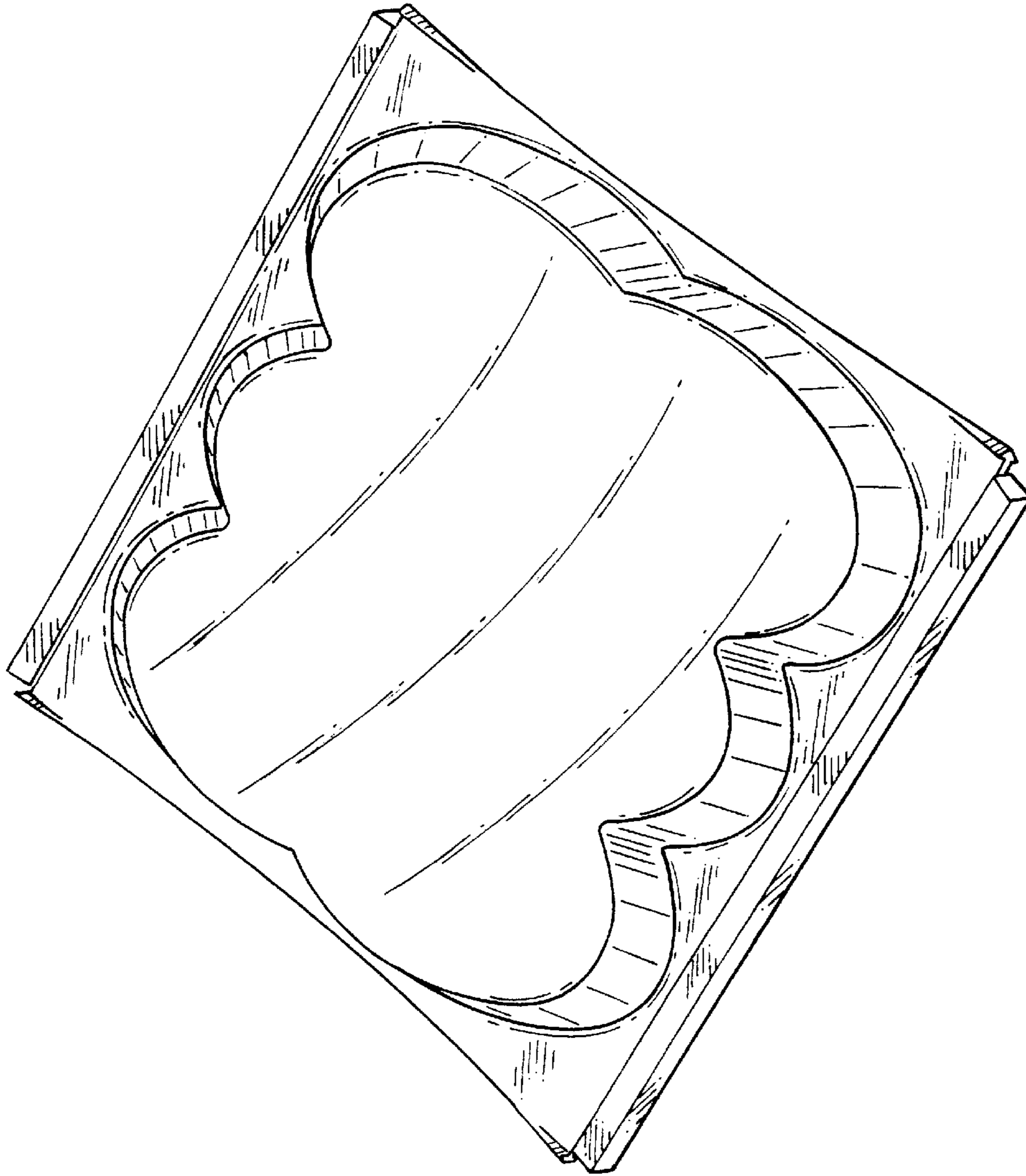


FIG. 2

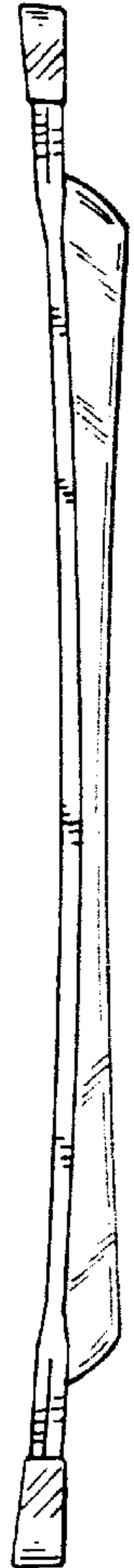


FIG. 3