



US00D405636S

# United States Patent [19] Stewart

[11] **Patent Number: Des. 405,636**

[45] **Date of Patent: \*\*Feb. 16, 1999**

[54] **INFLATABLE MATTRESS PAD**

5,360,653 11/1994 Ackley ..... 428/71

[76] Inventor: **Dennis Stewart**, 7730 W. Shaw Butte Dr., Peoria, Ariz. 85345

*Primary Examiner*—Janice E. Seeger

[\*\*] Term: **14 Years**

### [57] CLAIM

[21] Appl. No.: **89,925**

The ornamental design for a inflatable mattress pad, as shown.

[22] Filed: **Jun. 26, 1998**

### DESCRIPTION

[51] **LOC (6) Cl.** ..... **06-09**

FIG. 1 is a front elevational view of the inflatable mattress pad of the present invention;

[52] **U.S. Cl.** ..... **D6/604; D6/596; D6/601; D6/605**

FIG. 2 is a back elevational view of the inflatable mattress pad of FIG. 1;

[58] **Field of Search** ..... D6/595, 596, 601, D6/604, 605; 5/630, 633, 634, 636, 644, 645, 417, 420, 706, 710, 652, 653, 654, 655.3, 15, 727

FIG. 3 is a right side elevational view of the inflatable mattress pad of FIG. 1;

FIG. 4 is a left side elevational view of the inflatable mattress pad of FIG. 1;

### [56] References Cited

#### U.S. PATENT DOCUMENTS


D. 309,777	8/1990	Woods	.....	D23/403
D. 316,001	4/1991	Guard	.....	D6/601
D. 341,052	11/1993	Fogel	.....	D6/596
D. 394,578	5/1998	Raburn	.....	D6/601
4,422,194	12/1983	Viesturs et al.	.....	5/686

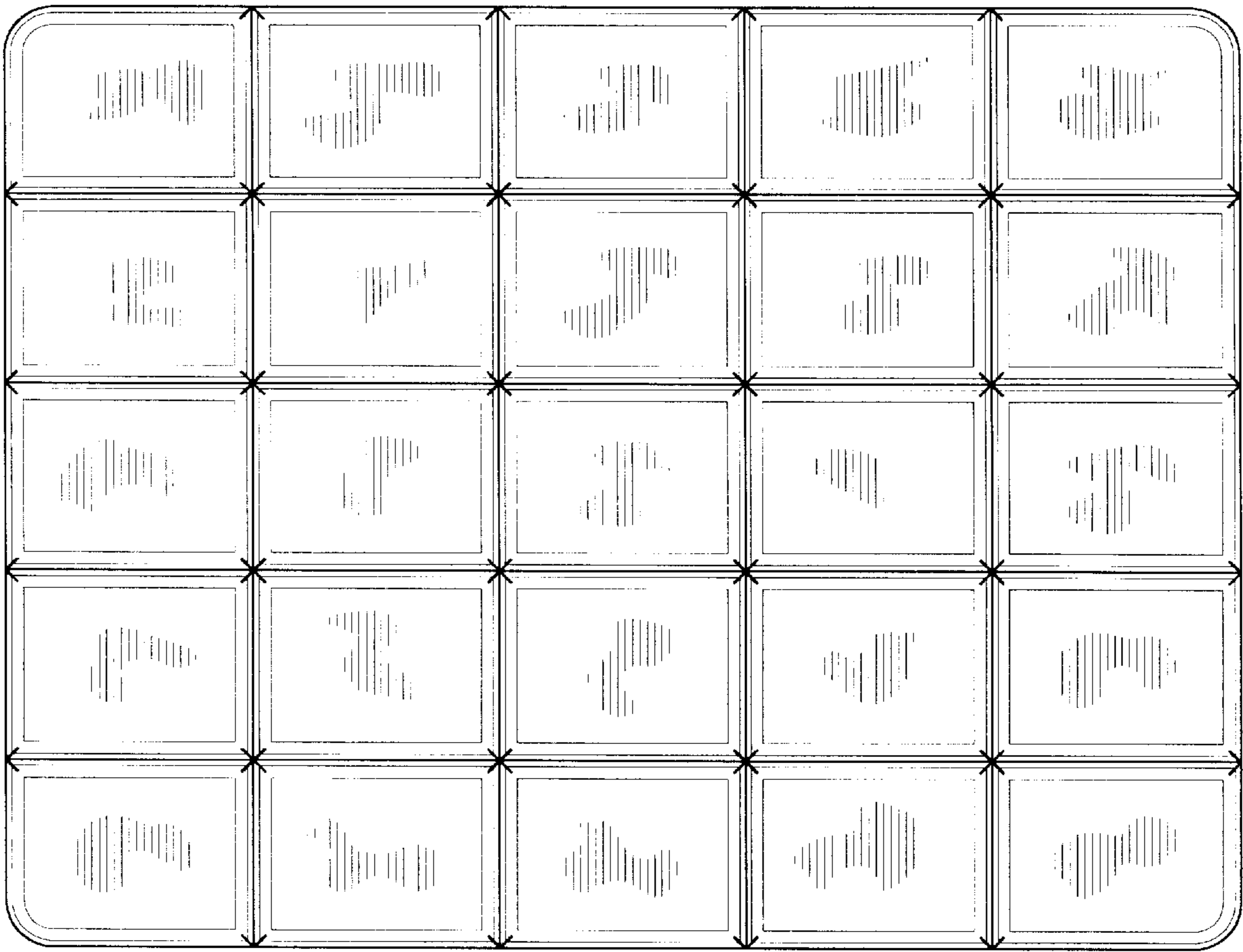
FIG. 5 is a top plan view of the inflatable mattress pad of FIG. 1;

FIG. 6 is a bottom plan view of the inflatable mattress pad of FIG. 1; and,


FIG. 7 is a cross sectional view along line 7—7 of FIG. 6 of the inflatable mattress pad of FIG. 1.

**1 Claim, 3 Drawing Sheets**

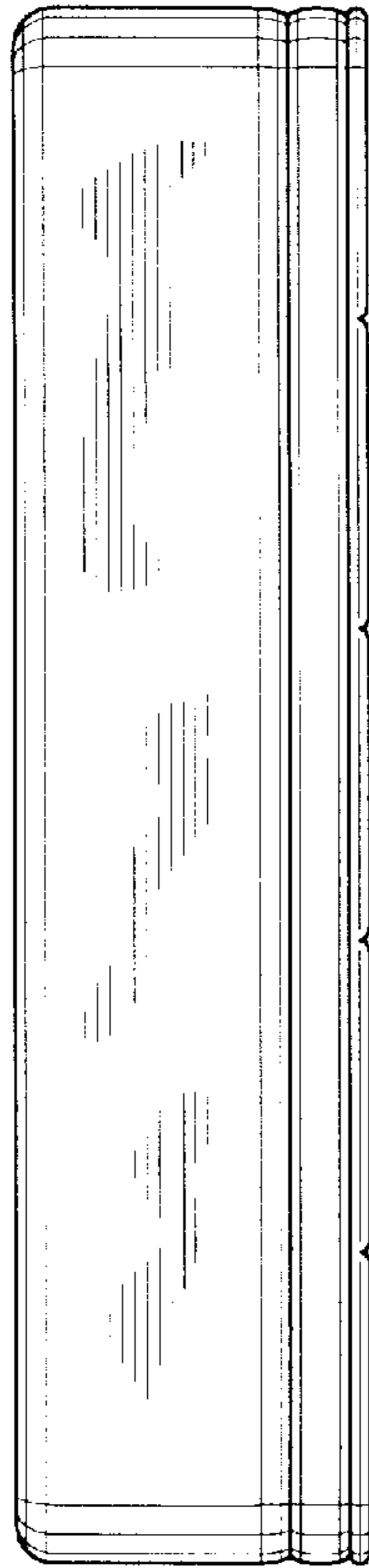





*Fig. 1*



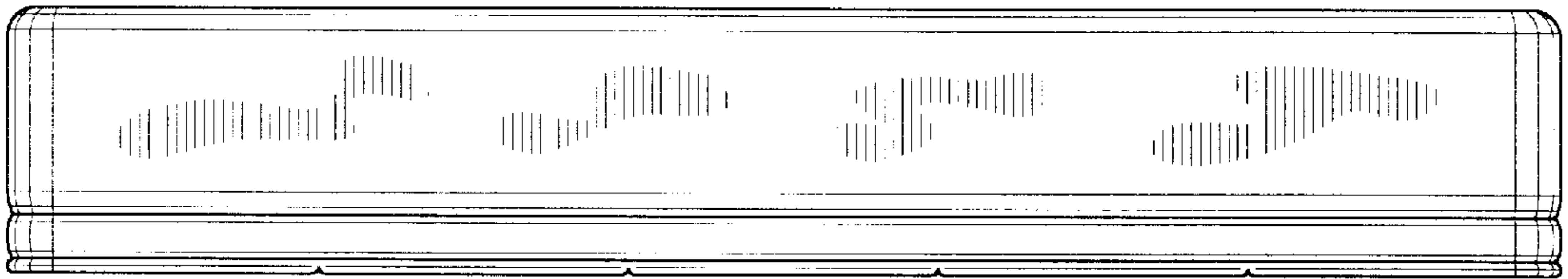
*Fig. 2*




*Fig. 3*



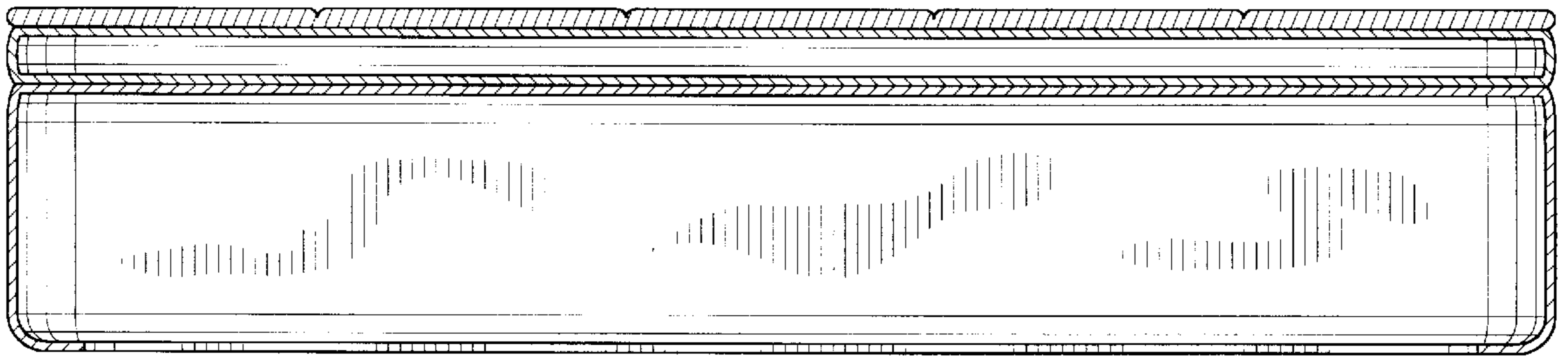
*Fig. 4*



*Fig. 5*



*Fig. 6*



*Fig. 7*