



US00D405631S

# United States Patent [19]

Burdick et al.

[11] Patent Number: **Des. 405,631**

[45] Date of Patent: **\*\*Feb. 16, 1999**

[54] TABLE

[75] Inventors: **Bruce Burdick; Susan K. Burdick; Johnson Chow; Cameron Imani**, all of San Francisco, Calif.

[73] Assignee: **Kabushiki Kaisha Itoki**, Japan

[\*\*] Term: **14 Years**

[21] Appl. No.: **69,818**

[22] Filed: **Apr. 18, 1997**

[30] **Foreign Application Priority Data**

Oct. 21, 1996 [JP] Japan ..... 8-31168

[51] LOC (6) Cl. .... **06-03**

[52] U.S. Cl. .... **D6/487; D6/480**

[58] Field of Search ..... D6/480-489, 495-499, D6/429; 108/153, 155, 156, 157, 161; 248/188.1, 188.8

[56] **References Cited**

**U.S. PATENT DOCUMENTS**

D. 176,183 11/1955 Goldman et al. .... D6/349

D. 200,712 3/1965 Jakcobsen ..... D6/480  
D. 242,007 10/1976 Bedol ..... D6/484  
D. 359,639 6/1995 Noll ..... D6/487

*Primary Examiner*—Janice E. Seeger  
*Attorney, Agent, or Firm*—Saidman DesignLaw Group

[57] **CLAIM**

The ornamental design for a table, as shown and described.

**DESCRIPTION**

FIG. 1 is a top view of a table showing our new design;

FIG. 2 is a front view thereof, the rear view being a mirror image;

FIG. 3 is a bottom view thereof;

FIG. 4 is a left side view thereof, the right side being a mirror image; and,

FIG. 5 is a sectional view thereof, taken along line 5—5 of FIG. 1.

**1 Claim, 3 Drawing Sheets**




FIG. 1

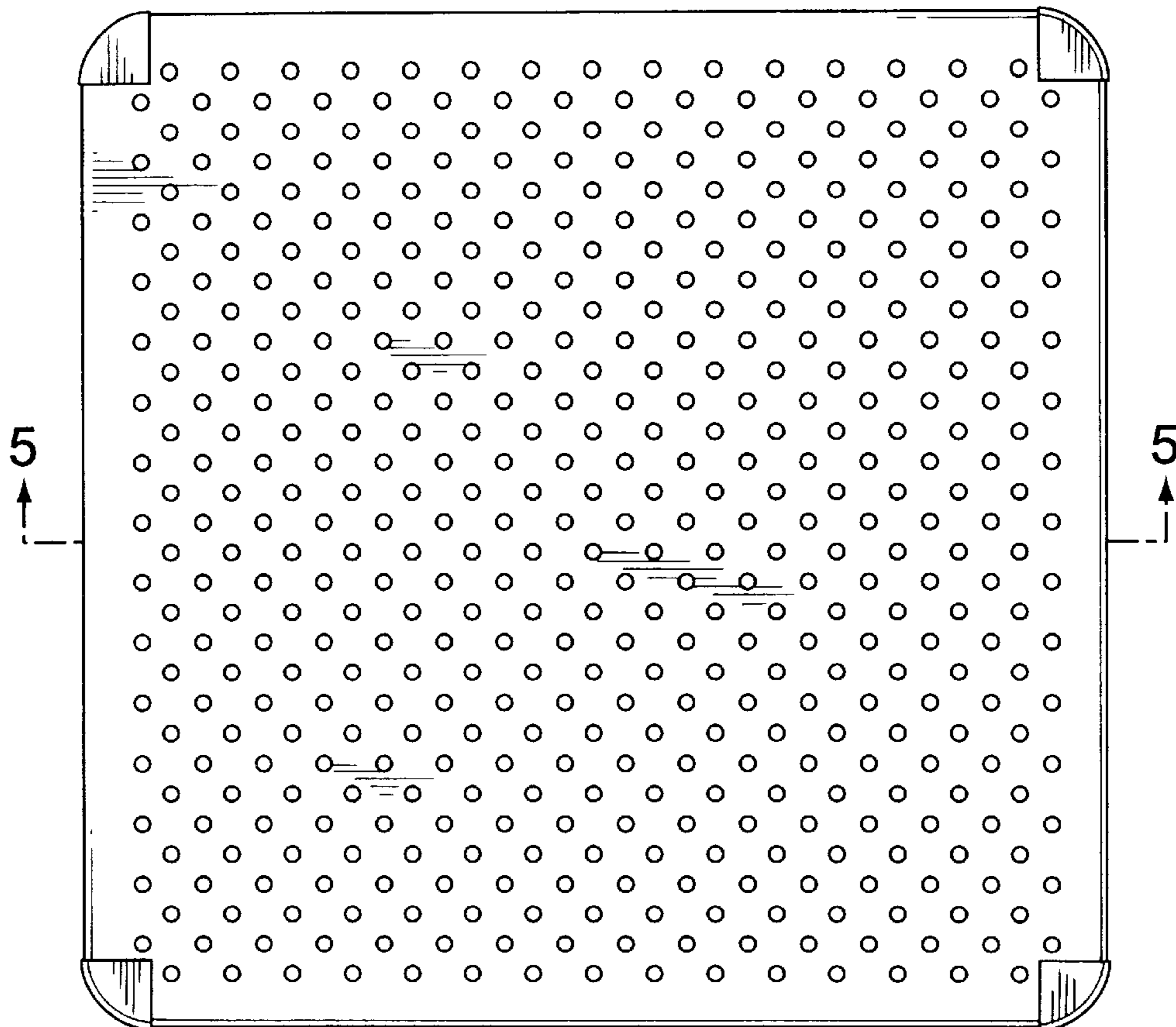


FIG. 2

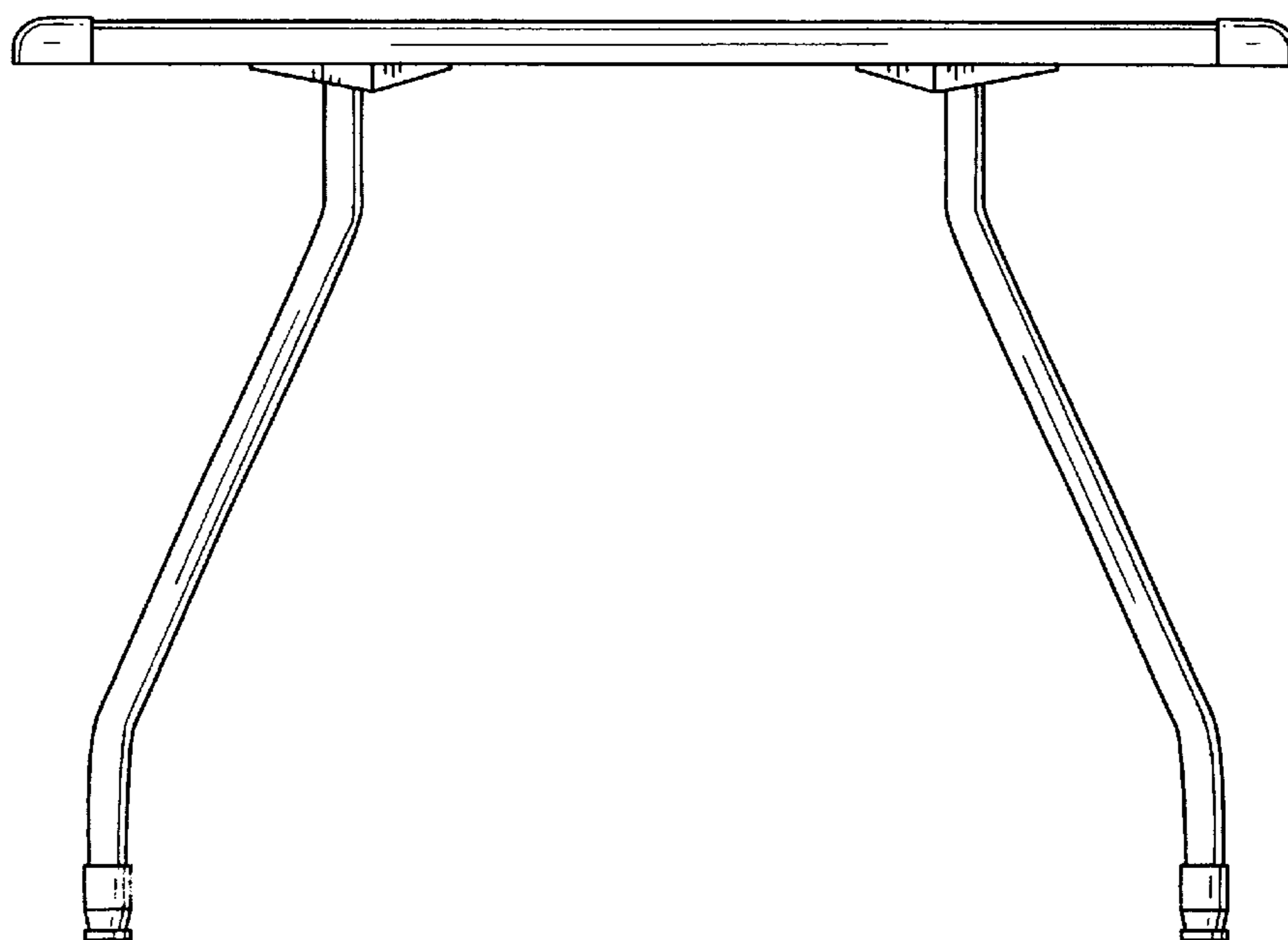


FIG. 3

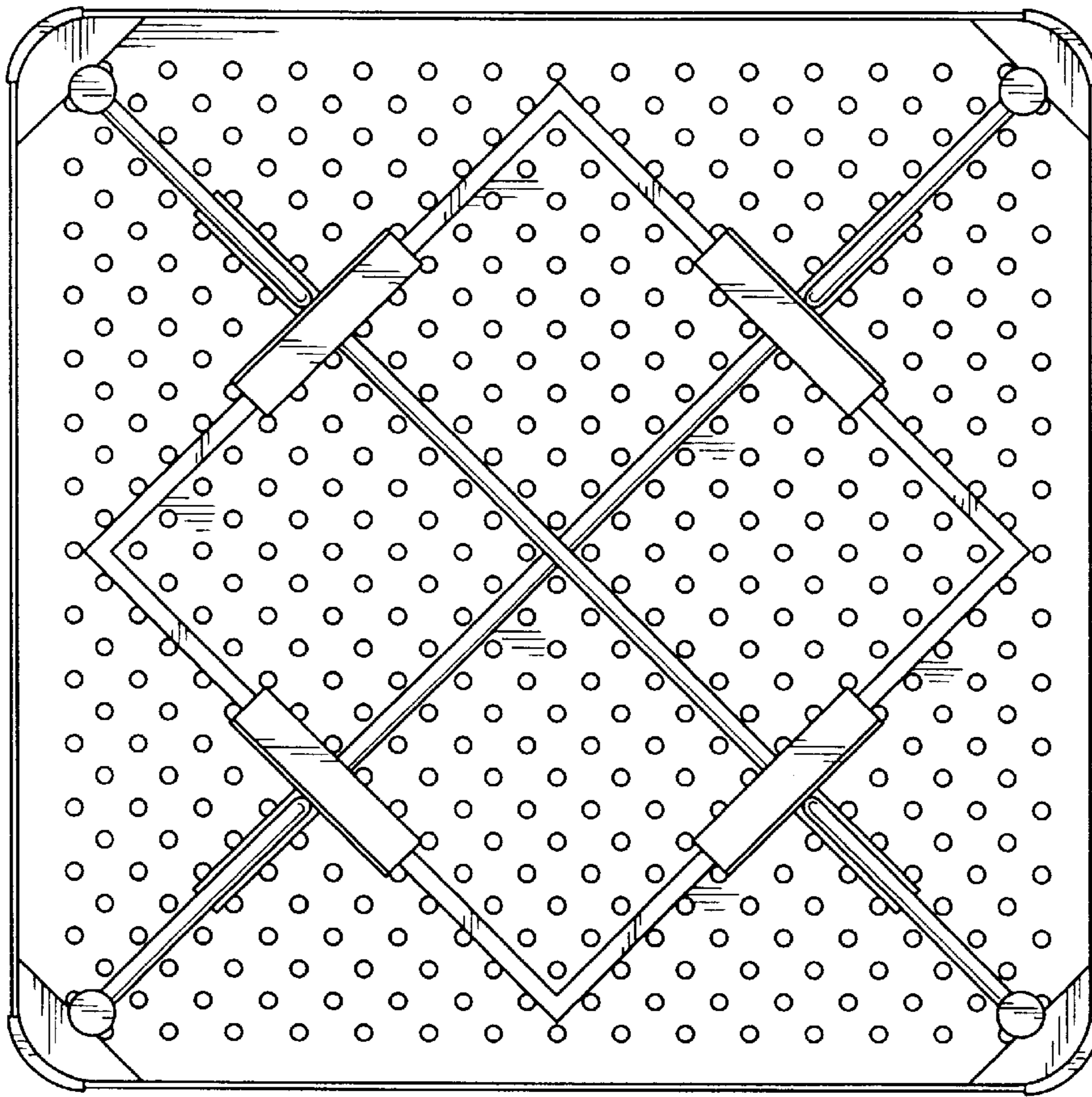


FIG. 4

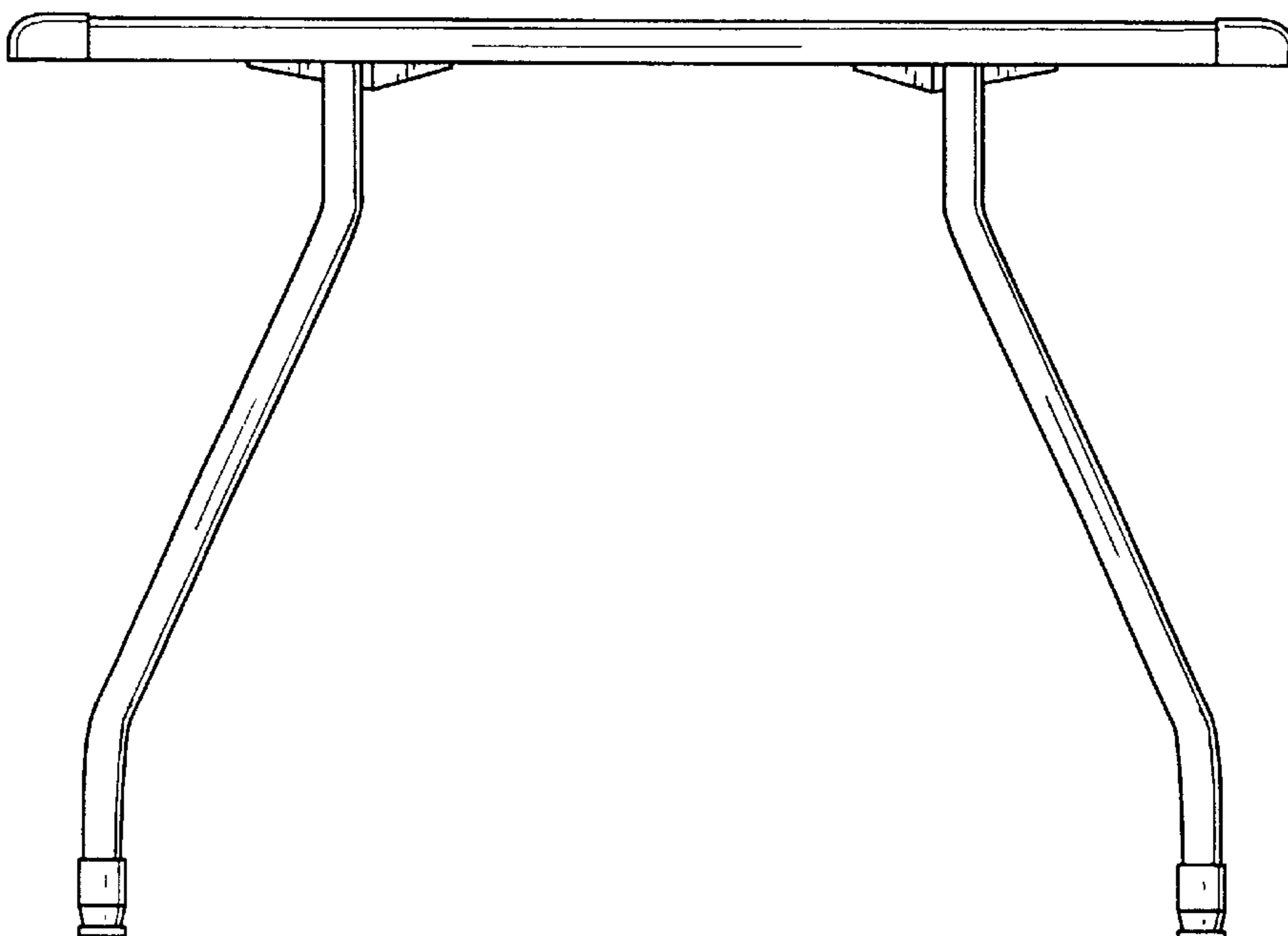


FIG. 5

