

US00D405619S

United States Patent [19]
Gohman

[11] **Patent Number:** **Des. 405,619**
[45] **Date of Patent:** ****Feb. 16, 1999**

[54] **SEAT**
[76] **Inventor:** **Michael Gohman**, 107 N. Oak St.,
Suite # 8, Pasadena, Calif. 91107
[**] **Term:** **14 Years**
[21] **Appl. No.:** **61,188**
[22] **Filed:** **Oct. 17, 1996**
[51] **LOC (6) Cl.** **06-01**
[52] **U.S. Cl.** **D6/377; D6/335; D6/378;**
D6/381
[58] **Field of Search** D6/334, 335, 336,
D6/364, 371, 377, 378, 381, 500, 501,
502; 297/232

[56] **References Cited**
U.S. PATENT DOCUMENTS
D. 168,498 12/1952 Cleese, Jr. D6/381
D. 247,009 1/1978 Schöblom et al. D6/378
D. 262,166 12/1981 Aronowitz et al. D6/378
D. 265,869 8/1982 Lüthy D6/381
D. 284,046 6/1986 Staats et al. D6/335
D. 369,478 5/1996 Riboldi D6/381
D. 381,216 7/1997 Paus D6/381

D. 382,129 8/1997 Lewis D6/381
D. 388,628 1/1998 Hutton D6/378
Primary Examiner—Gary D. Watson
Attorney, Agent, or Firm—Rhodes, Coats & Bennett, L.L.P.

[57] **CLAIM**
The ornamental design for a seat, as shown and described.

DESCRIPTION
FIG. 1 is a front perspective view of a seat in the form of a sectional sofa showing my new design;
FIG. 2 is a rear perspective view of the corner section of the seat, the remainder of the seat has not been shown for ease of illustration;
FIG. 3 is an end elevational view of the corner section of the seat, the remainder of the seat has not been shown for ease of illustration; and,
FIG. 4 is a rear elevational view of the armless section of the seat, the remainder of the seat has not been shown for ease of illustration.
The portions of the seat which have not been shown form no part of the claimed design.
FIGS. 2 through 4 have been shown on an enlarged scale with respect to FIG. 1.

1 Claim, 2 Drawing Sheets






FIG. 1




FIG. 2

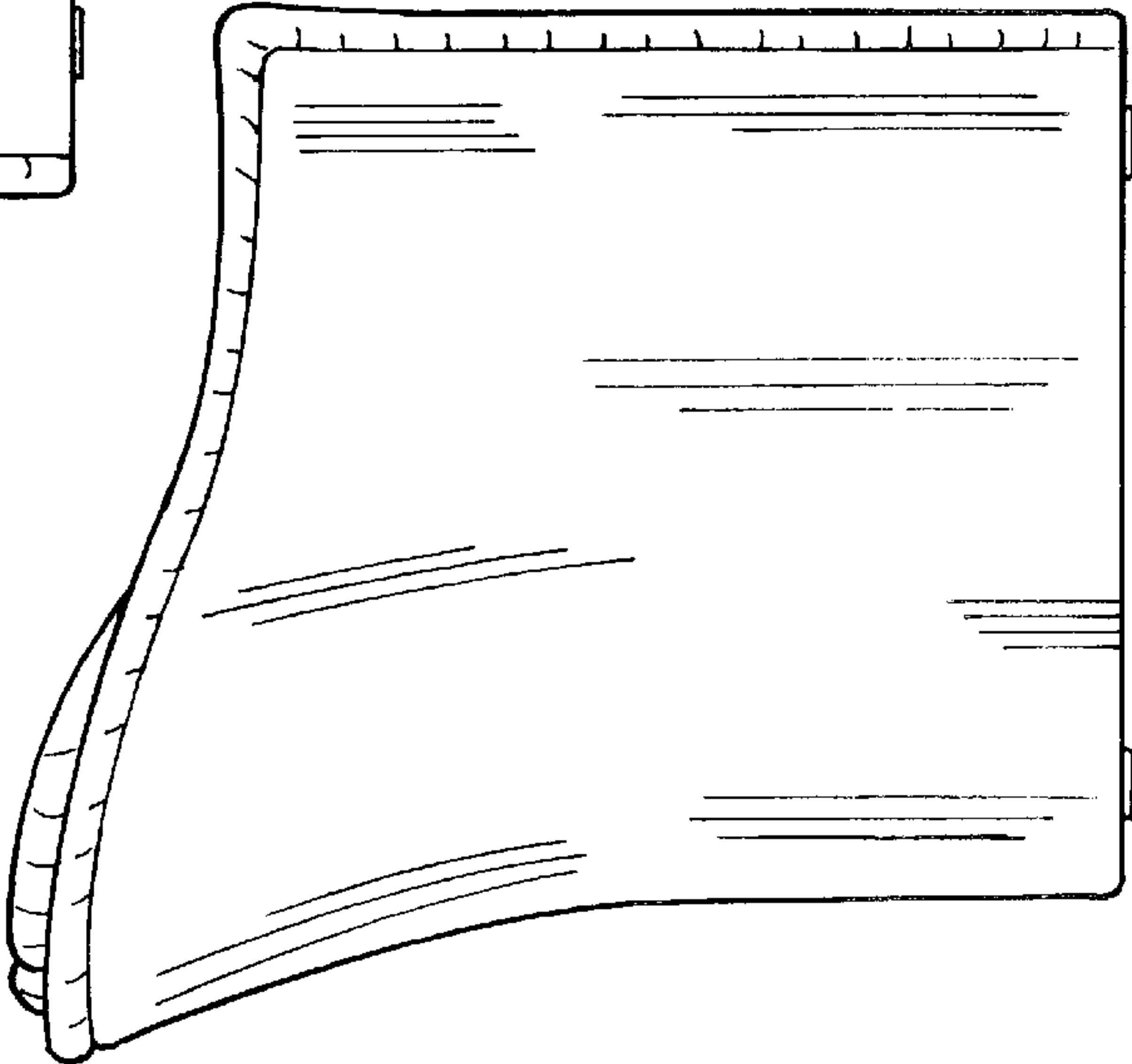


FIG. 3

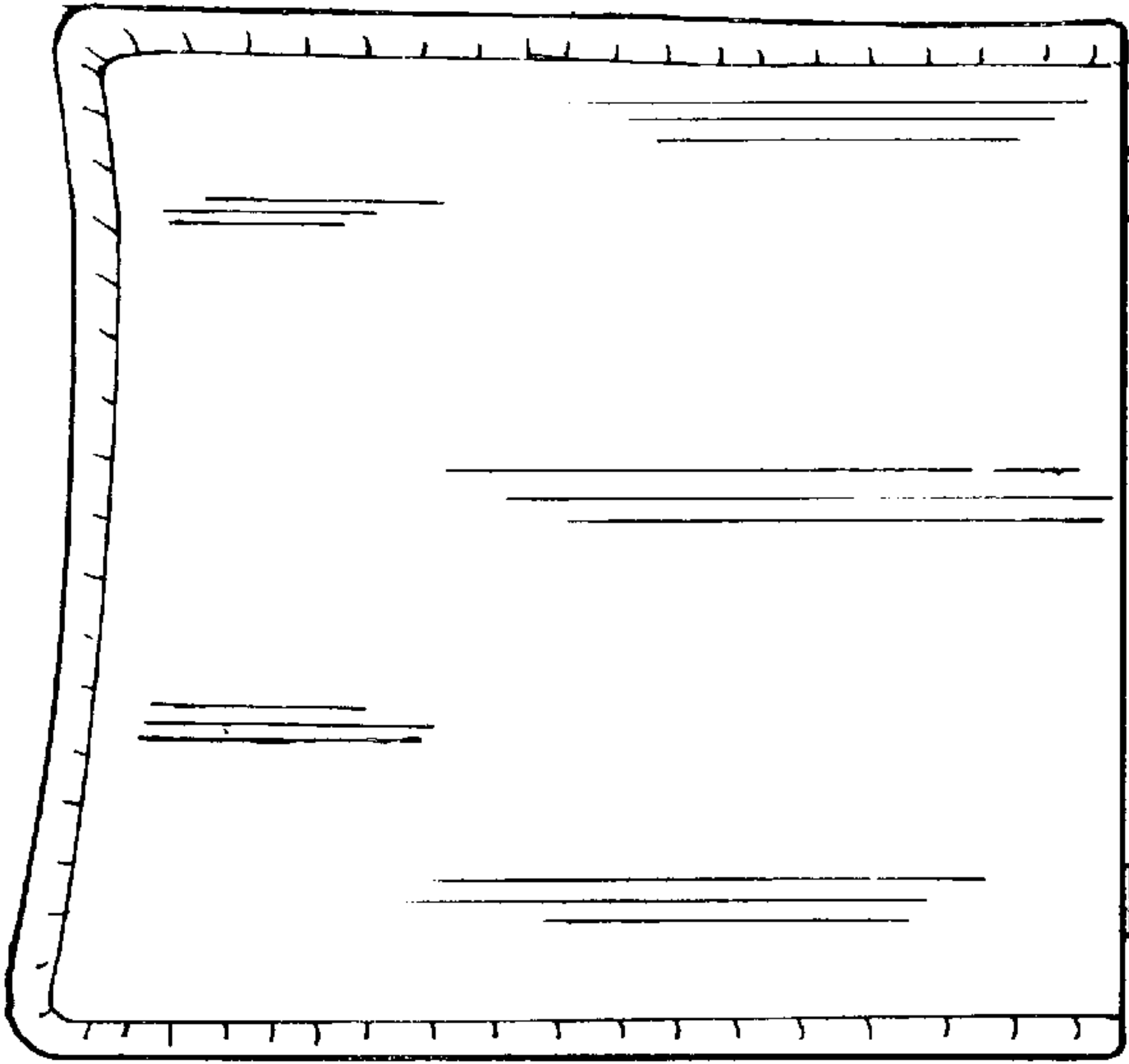


FIG. 4