



US00D405616S

**United States Patent** [19]  
**Hellwig et al.**

[11] **Patent Number: Des. 405,616**

[45] **Date of Patent: \*\*Feb. 16, 1999**

[54] **OFFICE END PANEL**

[75] Inventors: **John Hellwig**, Toronto; **Steve Verbeek**,  
Aurora; **Genadij Makarewicz**,  
Brampton, all of Canada

[73] Assignee: **Teknion Furniture Systems**,  
Downsview, Canada

[\*\*] Term: **14 Years**

[21] Appl. No.: **76,062**

[22] Filed: **Sep. 5, 1997**

[51] **LOC (6) Cl.** ..... **06-06**

[52] **U.S. Cl.** ..... **D6/332**

[58] **Field of Search** ..... D6/329, 332, 396,  
D6/481, 491; 52/239; 160/135

[56] **References Cited**

**U.S. PATENT DOCUMENTS**

- D. 175,439 8/1955 Palma, Jr. et al. .... D6/481 X
- D. 246,082 10/1977 Friedrich ..... D6/332
- D. 257,812 1/1981 Cyplik ..... D6/332

- D. 305,582 1/1990 Zapf ..... D6/332
- D. 382,122 8/1997 Thorp et al. .... D6/332
- D. 394,963 6/1998 Gongora et al. .... D6/396

**OTHER PUBLICATIONS**

John Sala Dino, The Trellis Sofa, Backrest of Sofa Shown.

*Primary Examiner*—Gary D. Watson


[57] **CLAIM**

The ornamental design for an office end panel, as shown and described.

**DESCRIPTION**

FIG. 1 is a perspective view of the office end panel, showing our new design;  
FIG. 2 is a front view of the office end panel of FIG. 1;  
FIG. 3 is a back view of the office end panel of FIG. 1;  
FIGS. 4 and 5 are opposite side views of the office end panel of FIG. 1; and,  
FIGS. 6 and 7 are respective top and bottom views of the office end panel of FIG. 1.

**1 Claim, 2 Drawing Sheets**






FIG. 1.




FIG. 2.

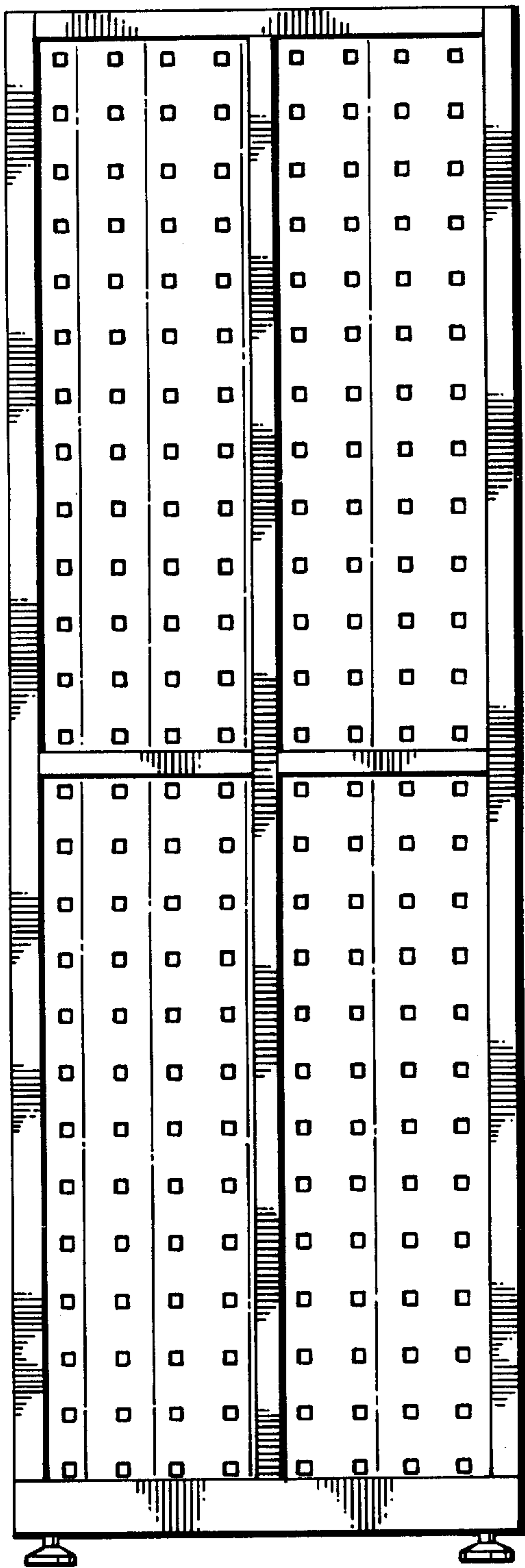


FIG. 3.



FIG. 4.

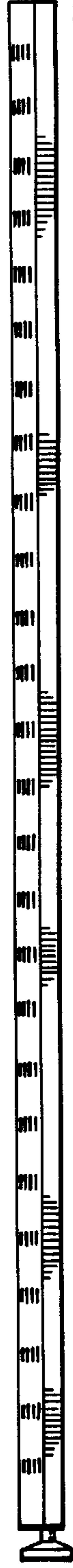


FIG. 5.

FIG. 6.



FIG. 7.

