



US00D405608S

**United States Patent** [19]  
**Sumner, III**

[11] **Patent Number: Des. 405,608**  
[45] **Date of Patent: \*\*Feb. 16, 1999**

[54] **HOLDER FOR PENCIL AND EYEGLASSES**

[76] Inventor: **Yancey E. Sumner, III**, 7860 SW. 129 Ter., Miami, Fla. 33156

[\*\*] Term: **14 Years**

[21] Appl. No.: **88,481**

[22] Filed: **May 26, 1998**

[51] **LOC (6) Cl. .... 03-01**

[52] **U.S. Cl. .... D3/266**

[58] **Field of Search** ..... D3/219, 263, 264, D3/265, 266; D9/337, 500, 503, 520; D19/77, 84; 206/5, 5.1, 6

D. 387,093	12/1997	Liang .	
645,814	3/1900	Johnson .....	D3/266
2,491,307	12/1949	Fulton .....	D19/77
3,273,846	9/1966	De Mare .	
3,281,106	10/1966	Bogdanovich .	
4,339,045	7/1982	Bodin .	
4,452,354	6/1984	Tabachnick .....	206/5
4,702,451	10/1987	Salazar, Jr. et al. ....	D3/266
4,786,023	11/1988	Harris et al. .	
4,815,683	3/1989	Ferrante .	
5,000,410	3/1991	Beavers .	
5,046,696	9/1991	Lee .	
5,137,242	8/1992	Reath .	
5,203,451	4/1993	Short, II .	
5,224,594	7/1993	Hou .	
5,509,527	4/1996	Wang .	
5,626,224	5/1997	Clark et al. ....	206/5
5,664,673	9/1997	Perry .	

[56] **References Cited**

**U.S. PATENT DOCUMENTS**

D. 118,410	1/1940	Dolgorukov .....	D19/84
D. 118,411	1/1940	Dolgorukov .	
D. 202,078	8/1965	Marder .....	D19/84
D. 229,976	1/1974	Zahn .....	D3/266
D. 231,947	6/1974	Weber .....	D3/266
D. 299,477	1/1989	Klodt .	
D. 306,868	3/1990	Manuel .....	D3/266
D. 308,076	5/1990	Gecchelin .	
D. 310,244	8/1990	Evenson .	
D. 316,111	4/1991	Hawes, Jr. et al. .	
D. 321,199	10/1991	Souisa et al. ....	D3/266
D. 324,077	2/1992	Evenson .	
D. 334,948	4/1993	Kirchner .	
D. 334,949	4/1993	Evenson .	
D. 336,703	6/1993	Mason, Jr. et al. .	
D. 349,237	8/1994	Hall .....	D9/337
D. 353,840	12/1994	Dietterich et al. .	
D. 364,189	11/1995	Trombly .	
D. 367,408	2/1996	Fordyce .	
D. 372,146	7/1996	Svee .	
D. 378,023	2/1997	Grassey .....	D3/266

*Primary Examiner*—Celia Murphy  
*Attorney, Agent, or Firm*—Jacobson, Price, Holman & Stern, PLLC

[57] **CLAIM**

The ornamental design for a holder for pencil and eyeglasses, as shown and described.

**DESCRIPTION**

FIG. 1 is a front elevational view of a holder for pencil and eyeglasses showing my new design, the broken lines partially showing a pencil and a pair of eyeglasses being for illustrative purposes only and forming no part of the claimed design;

FIG. 2 is a rear elevational view thereof;

FIG. 3 is a right side view thereof;

FIG. 4 is a left side view thereof;

FIG. 5 is a top view thereof; and,

FIG. 6 is a bottom view thereof.

**1 Claim, 2 Drawing Sheets**

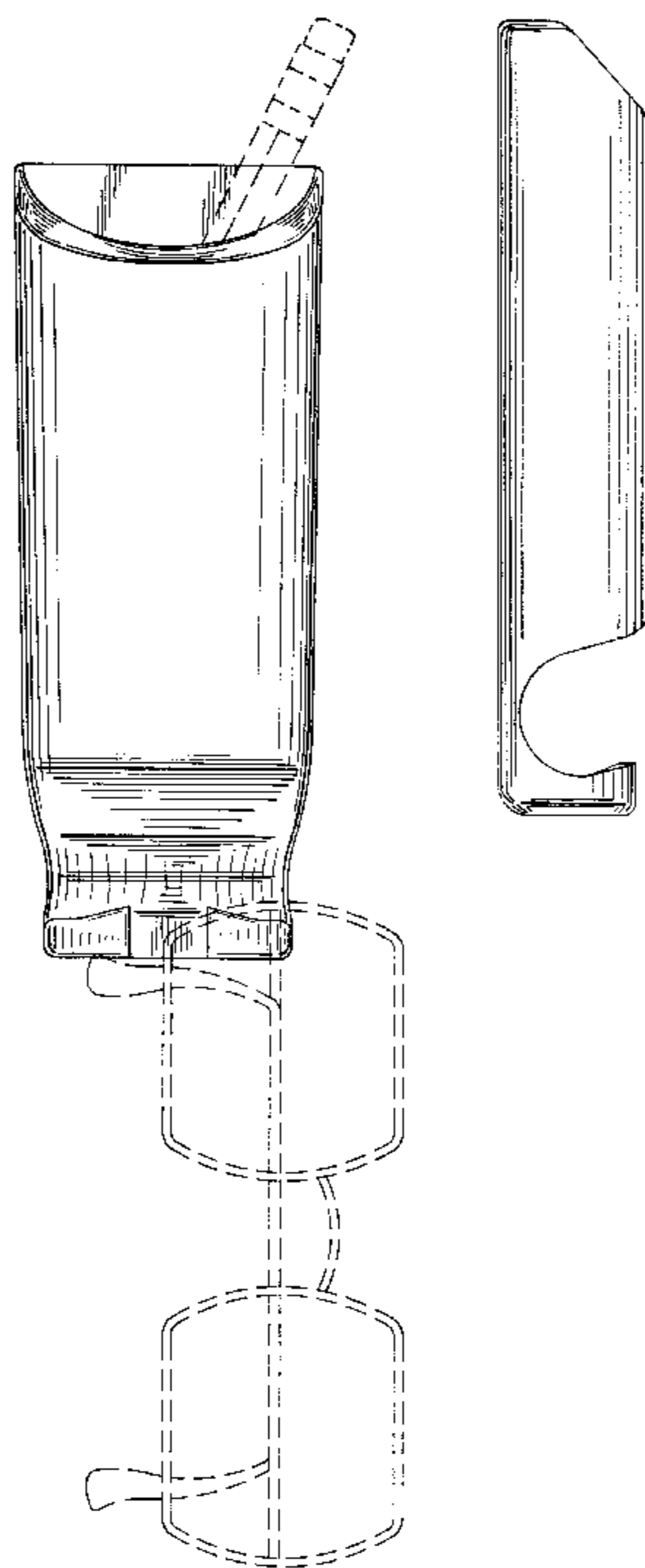


FIG. 1




FIG. 2

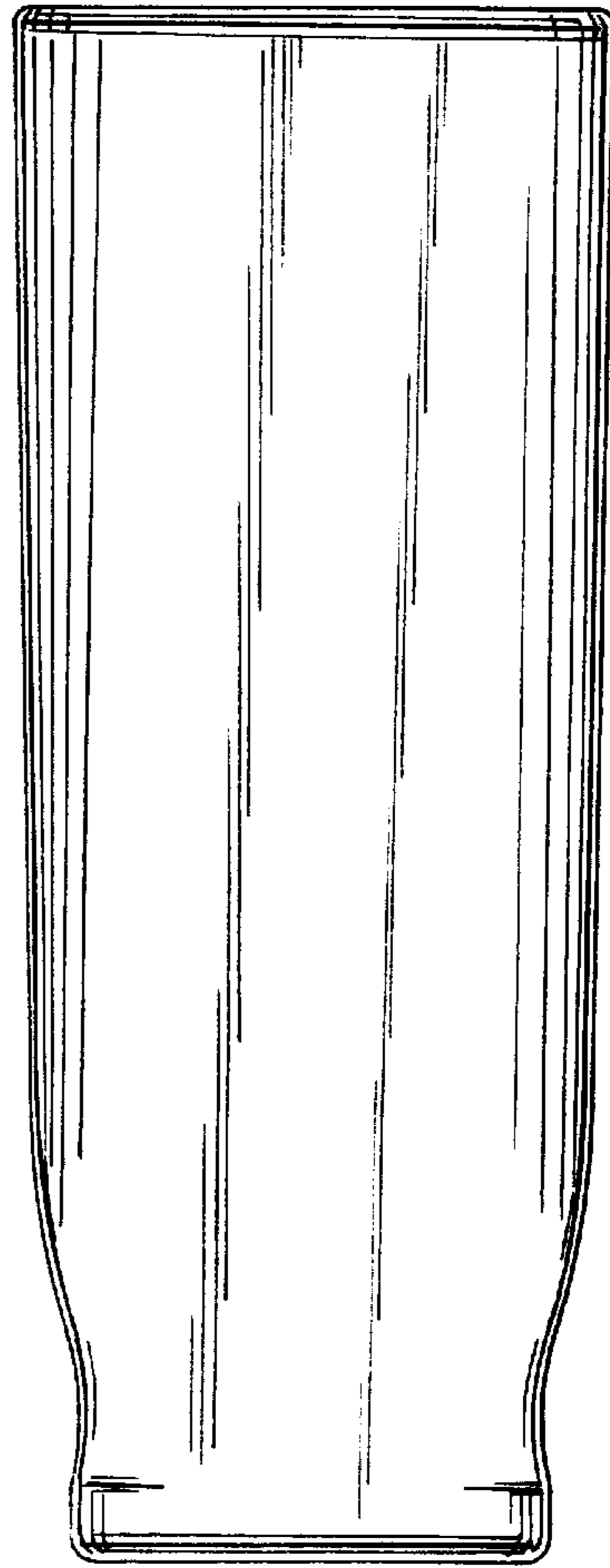


FIG. 3




FIG. 4




FIG. 5

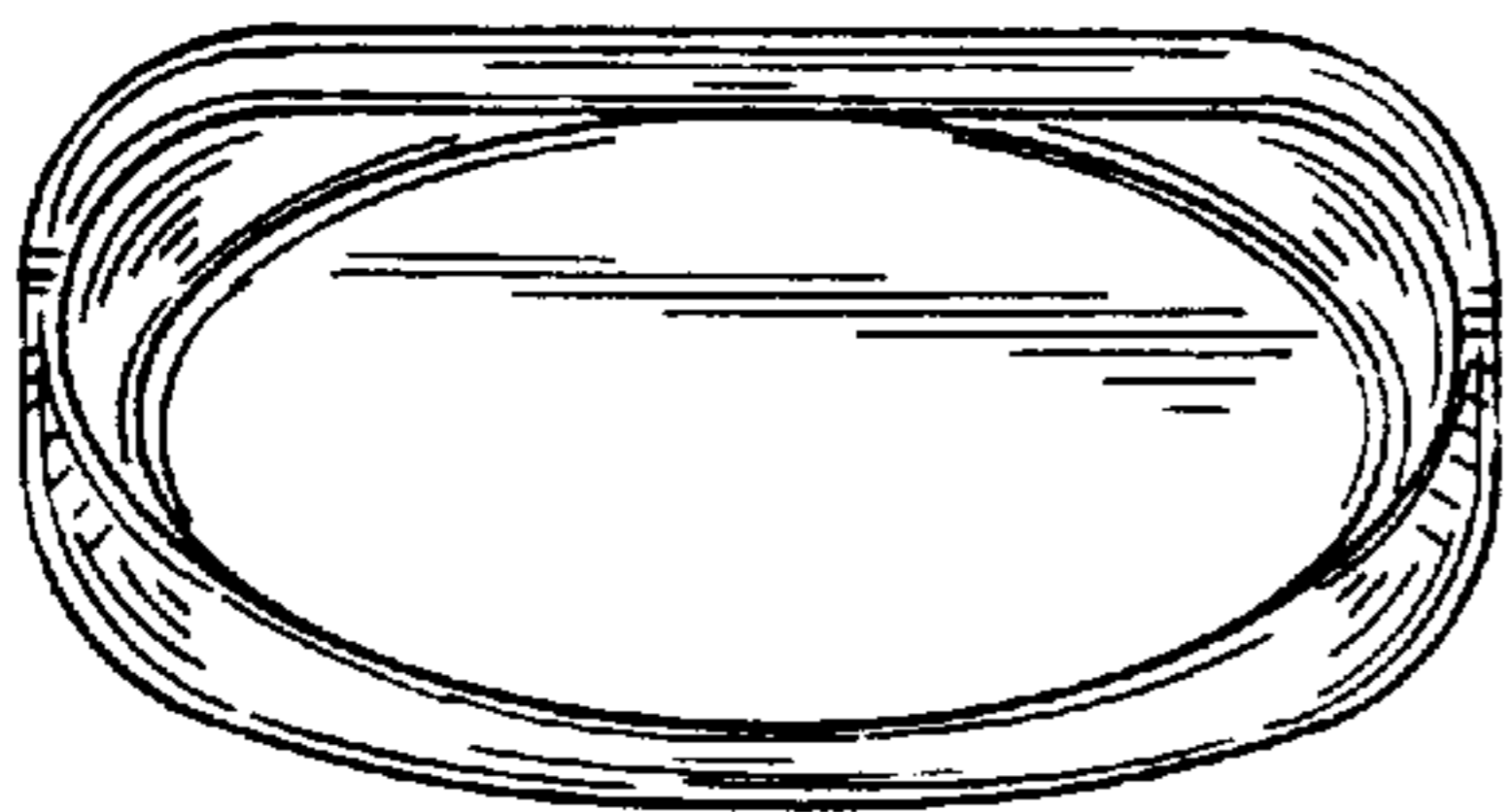


FIG. 6

