



US00D405585S

United States Patent [19]
Stevens

[11] **Patent Number: Des. 405,585**

[45] **Date of Patent: **Feb. 16, 1999**

[54] **TOP PORTION OF A SLEEPING BAG**

[75] Inventor: **James Stevens**, Limehouse, Canada

[73] Assignee: **World Famous Sales of Canada Inc.**,
Canada

[**] Term: **14 Years**

[21] Appl. No.: **66,384**

[22] Filed: **Feb. 11, 1997**

[30] **Foreign Application Priority Data**

Aug. 12, 1996 [CA] Canada 1996-1794

[51] **LOC (6) Cl.** **02-01**

[52] **U.S. Cl.** **D2/719; D2/718**

[58] **Field of Search** D2/719, 718, 700;
2/69, 69.5, 84, 914

[56] **References Cited**

U.S. PATENT DOCUMENTS

D. 230,455	2/1974	Hunt	D2/719
3,857,125	12/1974	Hunt	2/69.5 X
4,090,269	5/1978	Hunt	2/69.5 X
4,354,281	10/1982	Satoh	2/69.5 X
4,884,303	12/1989	Scherer	2/69.5 X
5,152,017	10/1992	Jaeger	2/914

FOREIGN PATENT DOCUMENTS

3721351 12/1988 Germany 2/69.5

Primary Examiner—Louis S. Zarfes

Assistant Examiner—Monica A. Weingart

Attorney, Agent, or Firm—Anthony J. Casella; Gerald E. Hespos; Ludomir A. Budzyn

[57] **CLAIM**

The ornamental design of a top portion of a sleeping bag, as shown and described.

DESCRIPTION

FIG. 1 is a top portion of a sleeping bag showing my new design;

FIG. 2 is a top plan view of the top portion of a sleeping bag shown in FIG. 1;

FIG. 3 is a bottom plan view thereof;

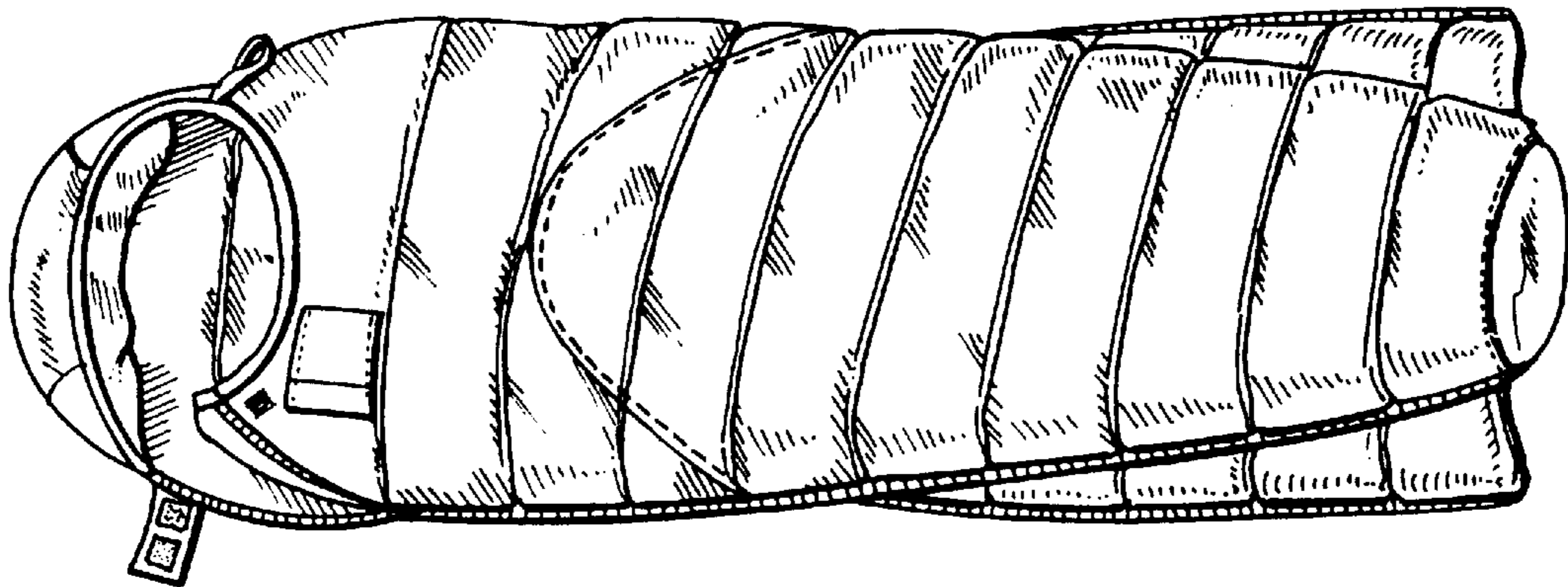
FIG. 4 is a right side elevational view of the top portion of a sleeping bag;

FIG. 5 is a left side elevational view of the top portion of a sleeping bag;

FIG. 6 is an end elevational view as viewed from the right of FIG. 1; and,

FIG. 7 is an end elevational view as viewed from the left of FIG. 1.

1 Claim, 2 Drawing Sheets



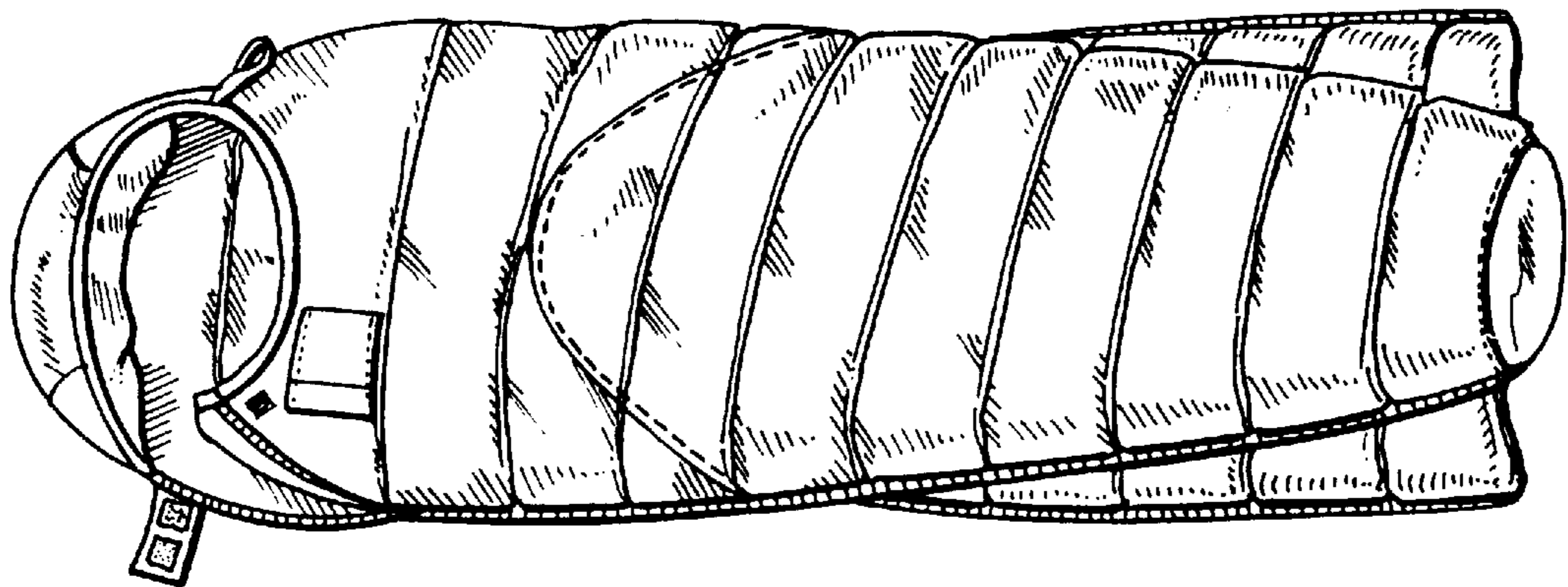


FIG. 1

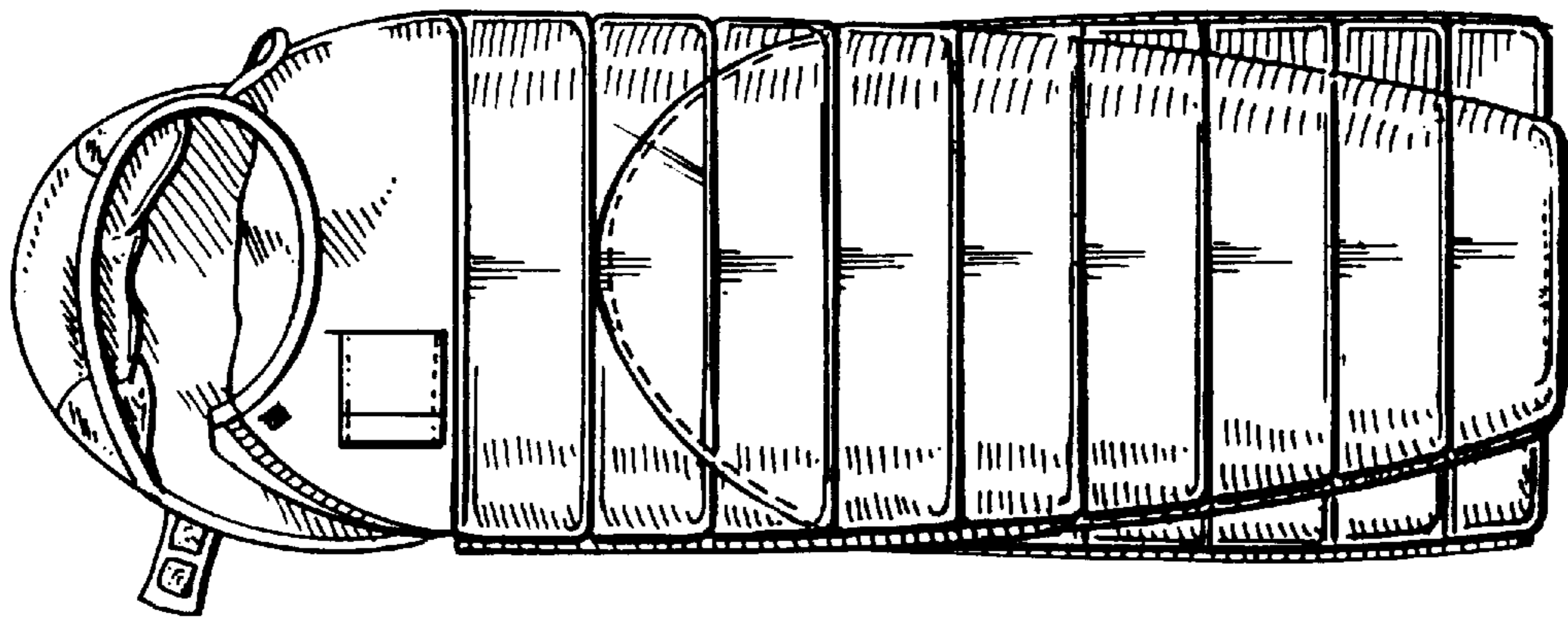


FIG. 2




FIG. 3




FIG. 4

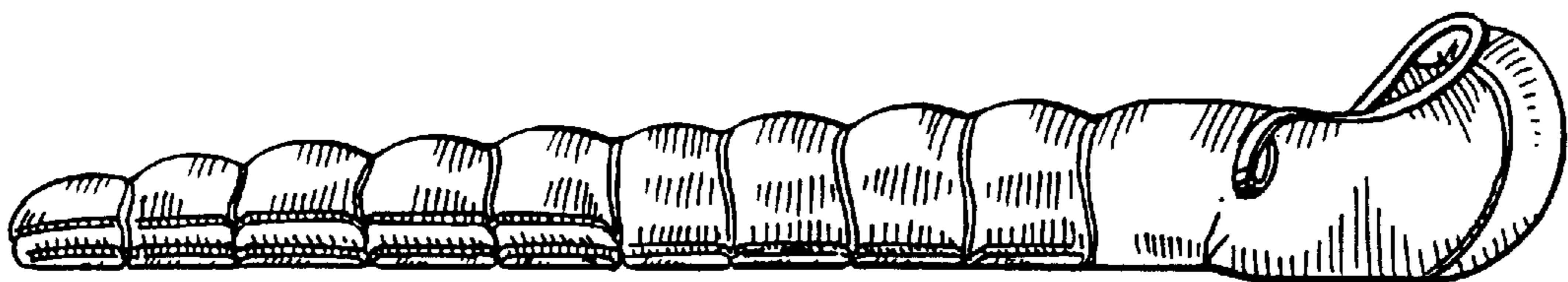


FIG. 5




FIG. 6

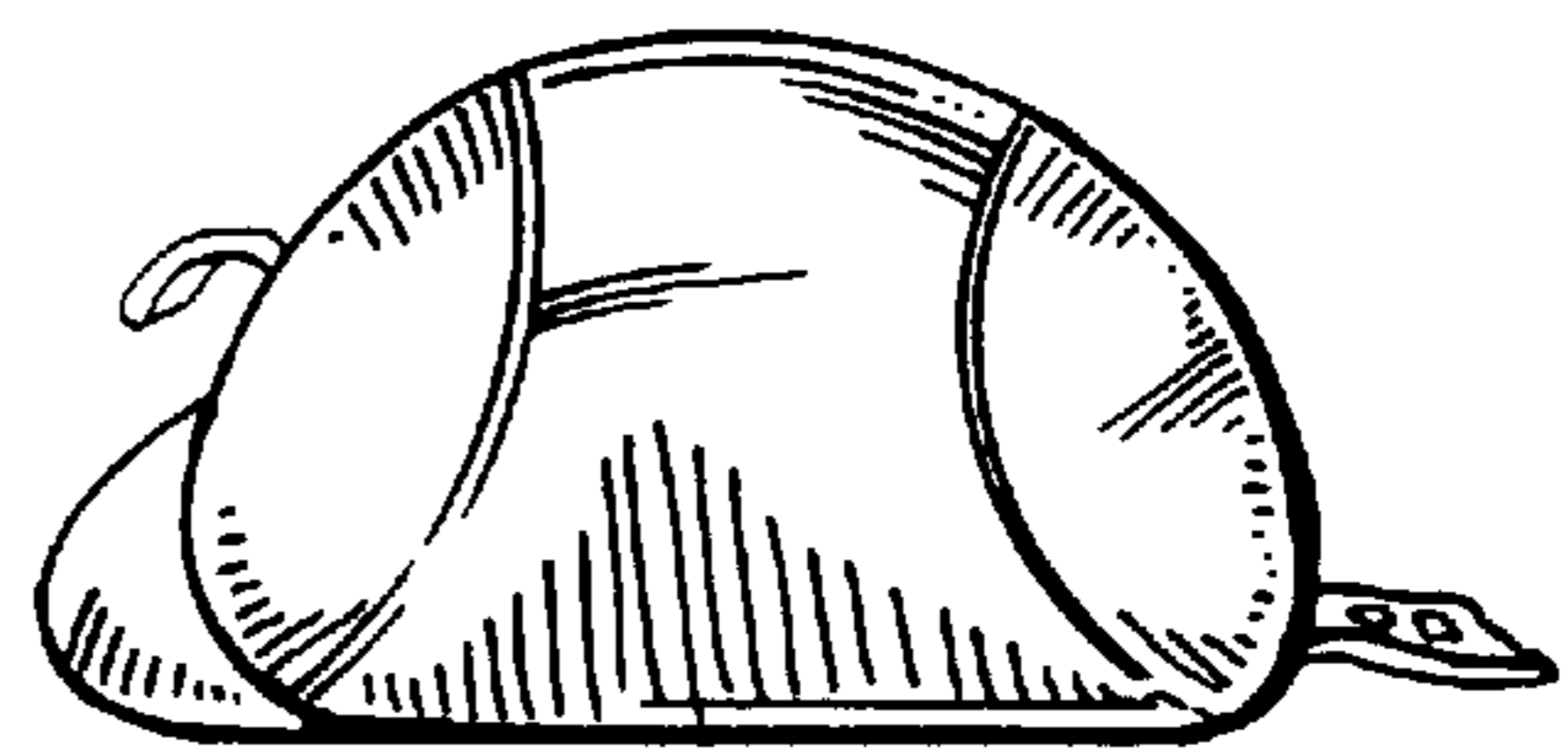


FIG. 7