



US00D405584S

United States Patent [19]

DePietro et al.

[11] **Patent Number:** **Des. 405,584**

[45] **Date of Patent:** ****Feb. 9, 1999**

[54] **CUSTOMER INTERFACE PANEL FOR A TRANSACTION TERMINAL**

[75] Inventors: **Mark A. DePietro**, Canton; **Jeffrey M. Kalman**, Cleveland, both of Ohio

[73] Assignee: **Diebold, Incorporated**, North Canton, Ohio

[**] Term: **14 Years**

[21] Appl. No.: **82,756**

[22] Filed: **Jan. 7, 1998**

[51] **LOC (6) Cl.** **20-01**

[52] **U.S. Cl.** **D99/28; D20/1; D25/33**

[58] **Field of Search** **D99/28, 34, 35, D99/41, 43; D14/100, 102, 106, 146, 103, 130; D20/1, 2, 4, 5; 194/350; 235/379, 380; D6/420, 421; D25/1, 33, 35**

[56] **References Cited**

U.S. PATENT DOCUMENTS

D. 105,101 6/1937 Haggstrom D20/4

D. 269,823 7/1983 Barthel D99/28
D. 290,778 7/1987 Nyegaard et al. D20/1
D. 360,738 7/1995 Schwartz et al. D99/28
D. 362,097 9/1995 Brown D99/28
D. 362,689 9/1995 Goldman et al. D20/1

Primary Examiner—Paula A. Mortimer
Attorney, Agent, or Firm—Ralph E. Jocke

[57] **CLAIM**


We claim the ornamental design for a customer interface panel for a transaction terminal, as shown and described.

DESCRIPTION

FIG. 1 is a front, left side perspective view of the customer interface panel for a transaction terminal showing our new design, the broken line showing of the shelf supporting structure on the interface panel is for illustrative purposes only and forms no part of the claimed design; and,

FIG. 2 is a front elevational view thereof.

1 Claim, 1 Drawing Sheet



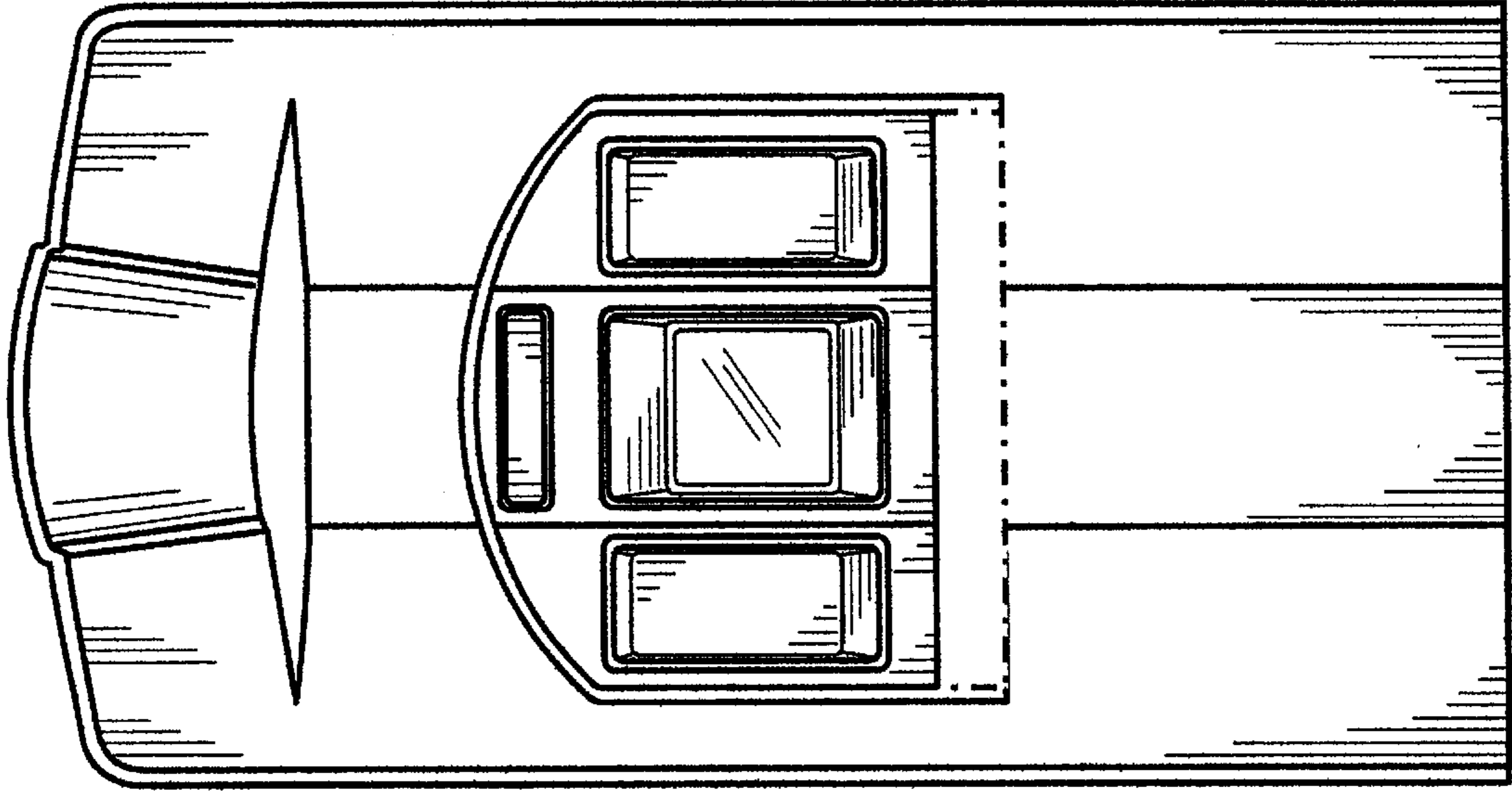


FIG 2

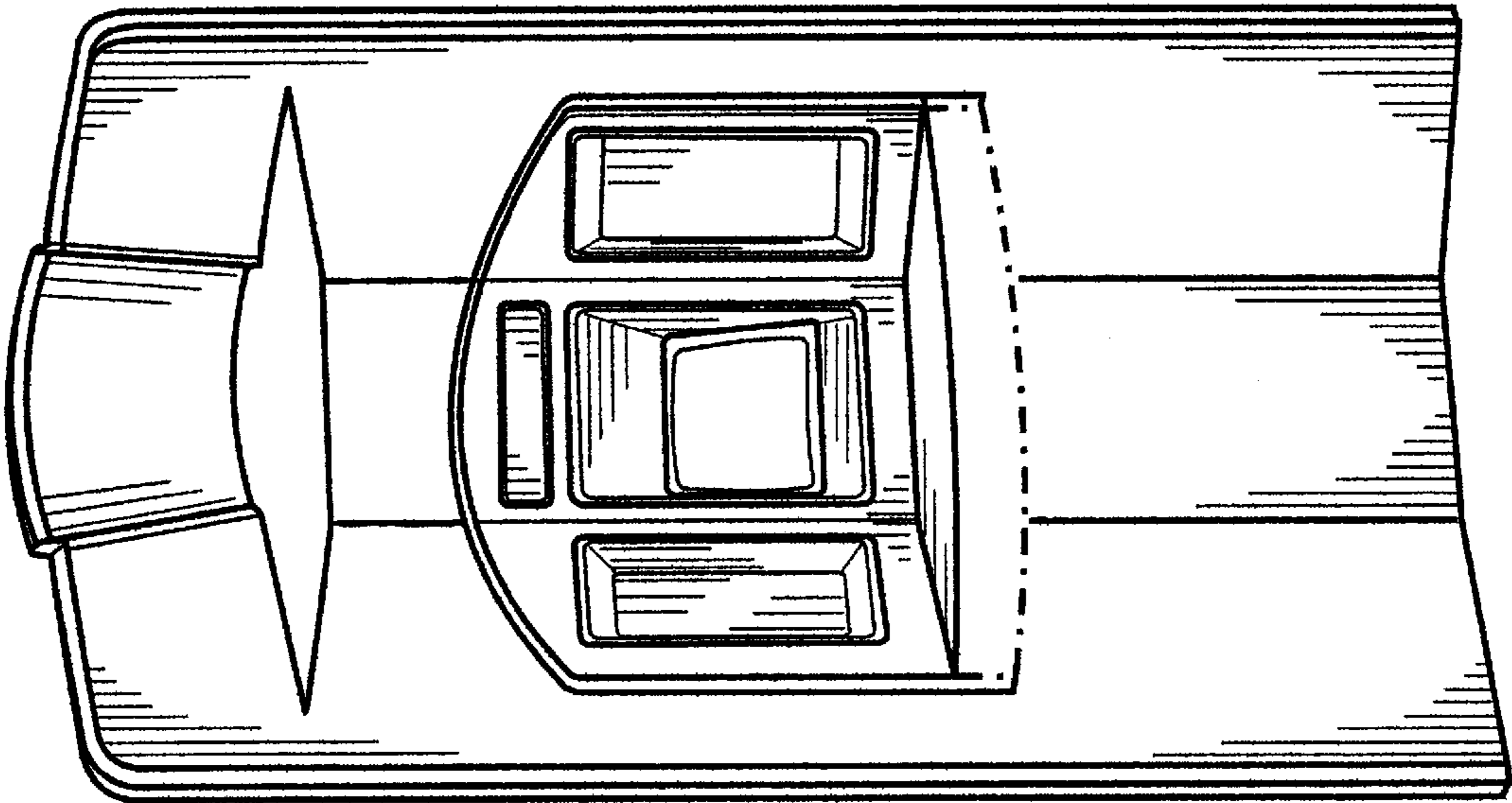


FIG 1