



US00D405579S

**United States Patent** [19]  
**Sandy**

[11] **Patent Number: Des. 405,579**

[45] **Date of Patent: \*\*Feb. 9, 1999**

[54] **METAL DISPLAY CART WITH SHELVING AT COMPOUND ANGLES**

D. 196,570 10/1963 Herbolzheimer ..... D34/22  
D. 236,446 8/1975 Schroeder ..... D34/21  
D. 304,634 11/1989 Banko et al. .... D34/14  
D. 360,725 7/1995 Snell ..... D34/21

[76] Inventor: **Hal Sandy**, 4937 Glendale Rd.,  
Shawnee-Mission, Kans. 66205

*Primary Examiner*—Kay H. Chin

[\*\*] Term: **14 Years**

[57] **CLAIM**

[21] Appl. No.: **86,720**

The ornamental design for a metal display cart with shelving at compound angles, as shown, and described.

[22] Filed: **Apr. 17, 1998**

**DESCRIPTION**

[51] **LOC (6) Cl.** ..... **12-02**

[52] **U.S. Cl.** ..... **D34/21; D34/22**

[58] **Field of Search** ..... D34/12-27; 280/79.11,  
280/79.2, 79.3; D6/479, 478, 432

FIG. 1 is a perspective view;  
FIG. 2 is a side elevation, the other side being a mirror image;  
FIG. 3 is a back view;  
FIG. 4 is a front view;  
FIG. 5 is a top view; and,  
FIG. 6 is a bottom view.

[56] **References Cited**

**U.S. PATENT DOCUMENTS**

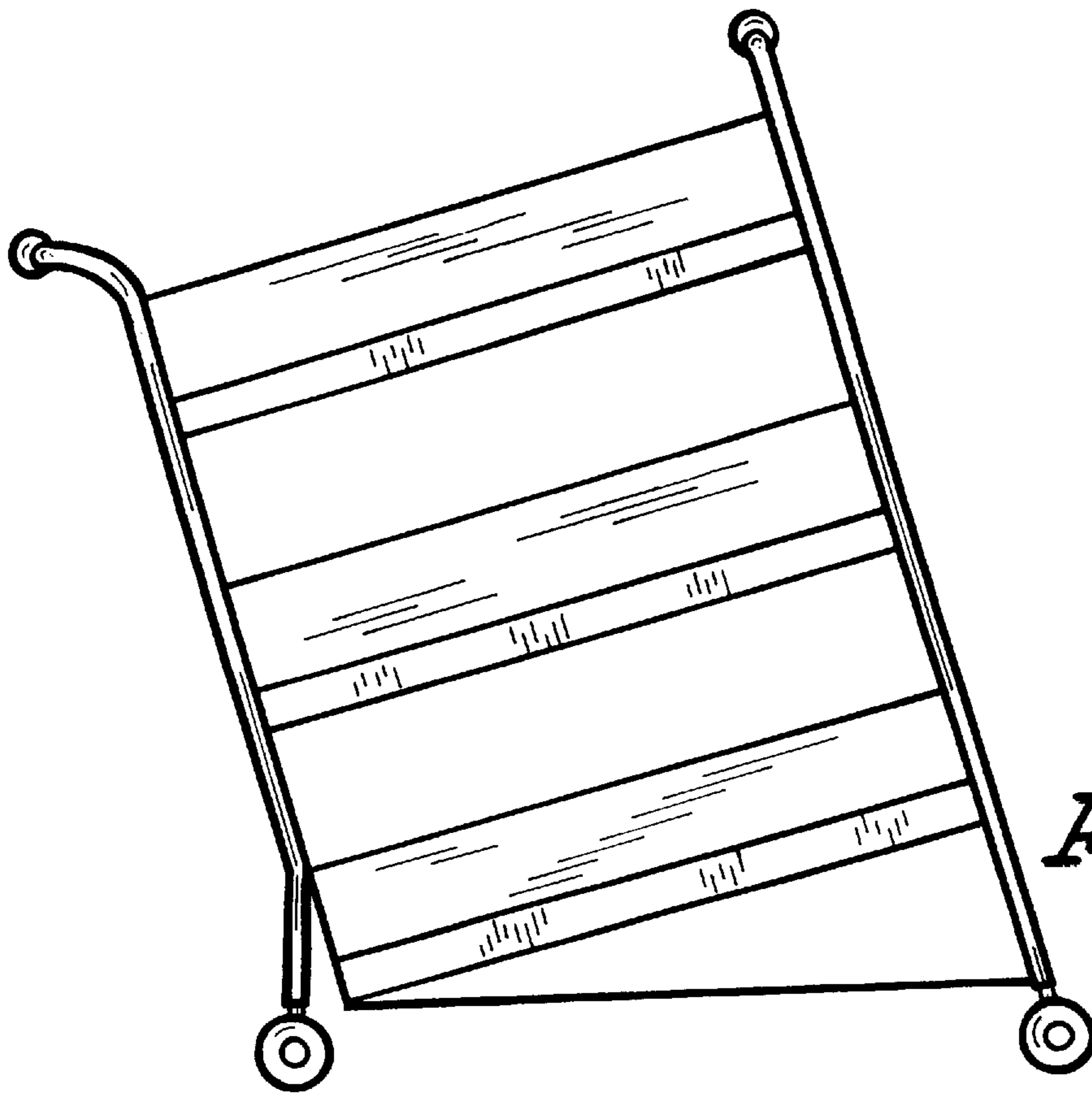
D. 152,249 1/1949 Fox ..... D34/21  
D. 172,776 8/1954 Baylon ..... D34/21

**1 Claim, 4 Drawing Sheets**

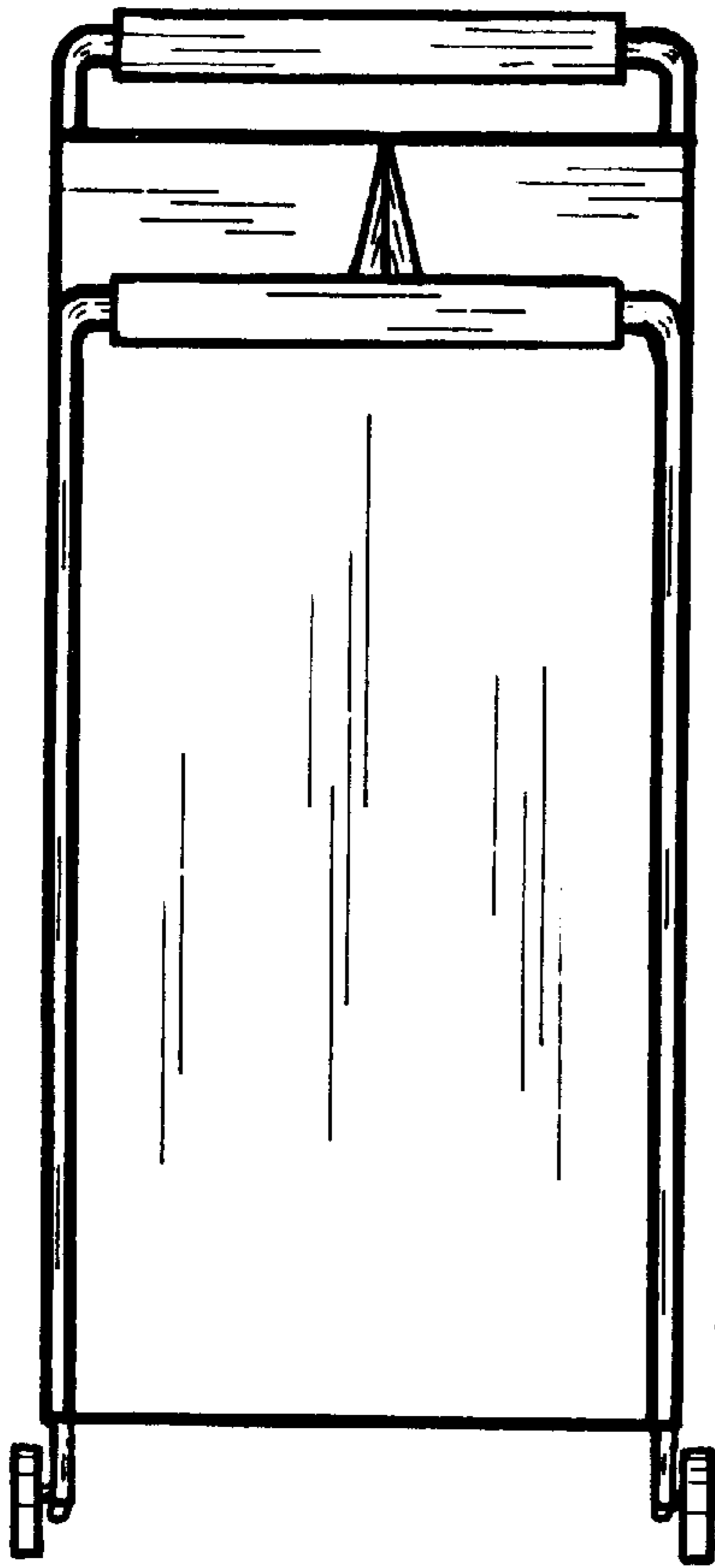




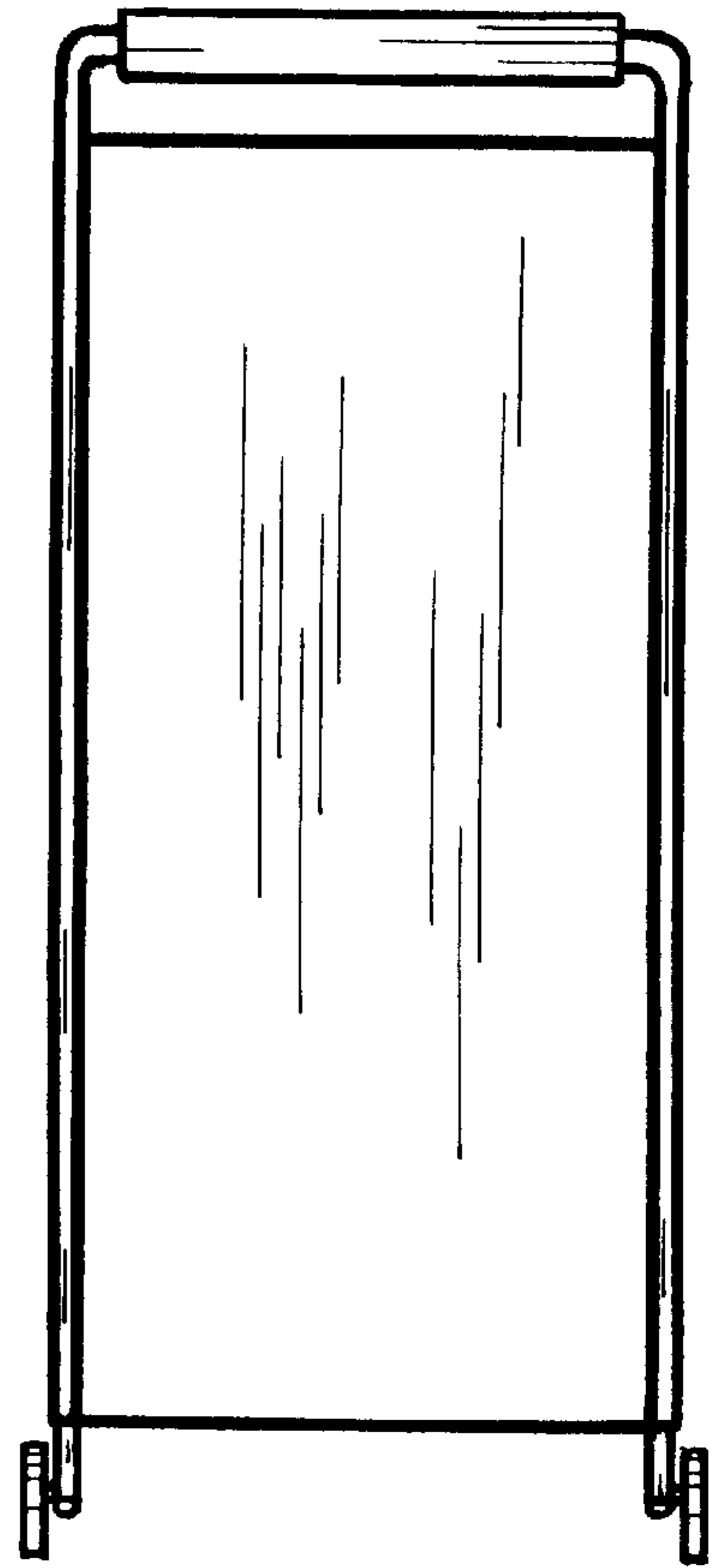
*Fig. 1*




*Fig. 2*



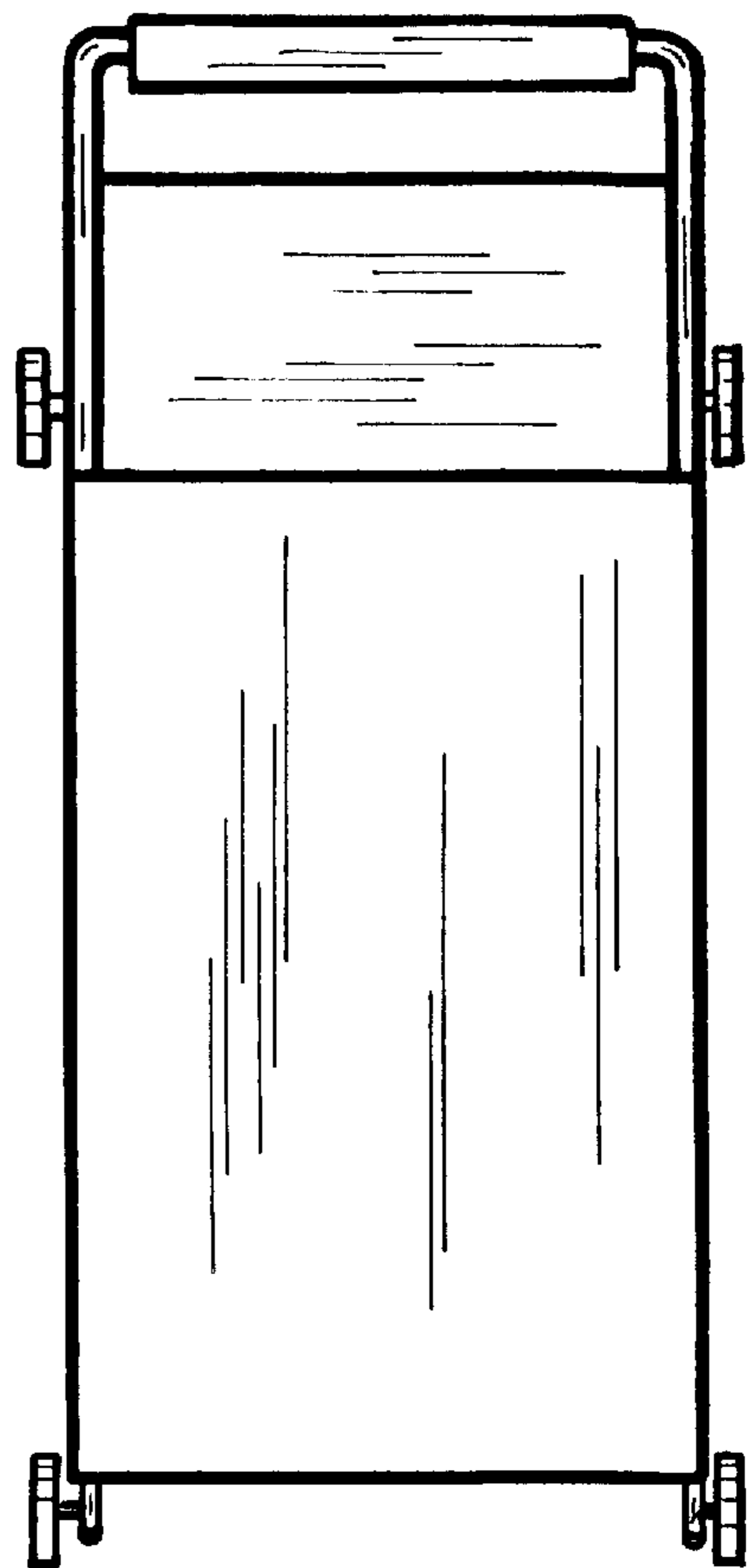
*Fig. 3*



*Fig. 4*



*Fig. 5*



*Fig. 6*