



US00D405536S

United States Patent [19]
Haynes

[11] **Patent Number:** **Des. 405,536**

[45] **Date of Patent:** ****Feb. 9, 1999**

[54] **MASSAGER**

[76] **Inventor:** **Robin Haynes**, P.O. Box 5571, Auburn, Calif. 95604

[**] **Term:** **14 Years**

[21] **Appl. No.:** **71,487**

[22] **Filed:** **May 30, 1997**

[51] **LOC (6) Cl.** **29-09**

[52] **U.S. Cl.** **D24/214**

[58] **Field of Search** D24/214, 211,
D24/200; 601/134, 135, 136, 137; D8/367,
373

869,250 10/1907 Martin .
1,612,343 12/1926 Amussen .
2,478,786 8/1949 Smallen .
3,856,002 12/1974 Matsumoto .
4,266,536 5/1981 Casares .
4,411,421 10/1983 Hershberger .
4,798,198 1/1989 Wright .
5,530,983 7/1996 Maltese .
5,560,746 10/1996 Willow .

Primary Examiner—Stella Reid
Attorney, Agent, or Firm—Bernhard Kreten

[57] **CLAIM**

The ornamental design for a massager, as shown and described.

[56] **References Cited**

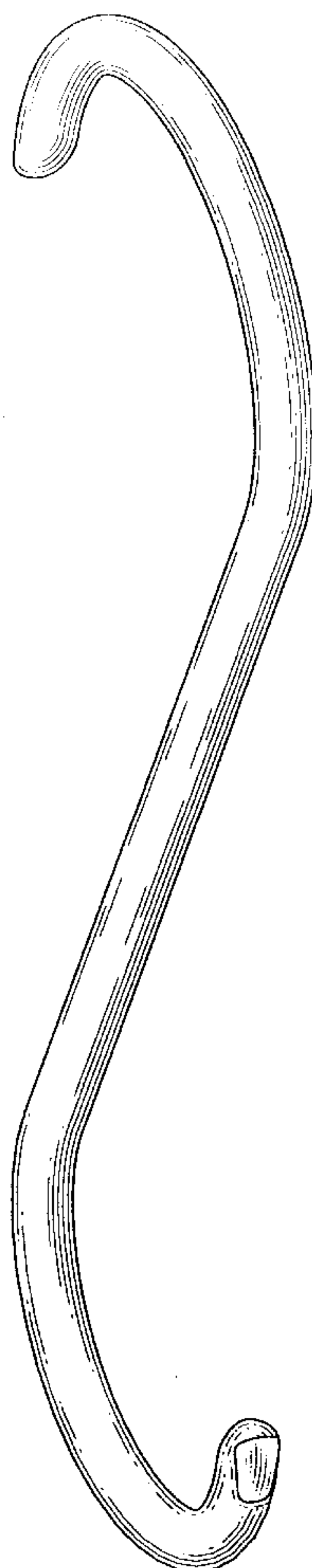
U.S. PATENT DOCUMENTS

- D. 142,468 10/1945 Bremer .
- D. 175,450 8/1955 Weiss .
- D. 268,362 3/1983 Wong .
- D. 283,068 3/1986 Beal .
- D. 317,204 5/1991 Hennessey .
- D. 326,721 6/1992 Ujifusa et al. .
- D. 336,959 6/1993 Liming .
- D. 340,527 10/1993 Goodell .
- D. 359,124 6/1995 Rosenberg .

DESCRIPTION

FIG. 1 is a perspective view of a massager showing my new design;
FIG. 2 is a right side view thereof, the left side being a mirror image thereof;
FIG. 3 is a top view thereof;
FIG. 4 is a front view thereof;
FIG. 5 is a rear view thereof; and,
FIG. 6 is a bottom view thereof.

1 Claim, 2 Drawing Sheets



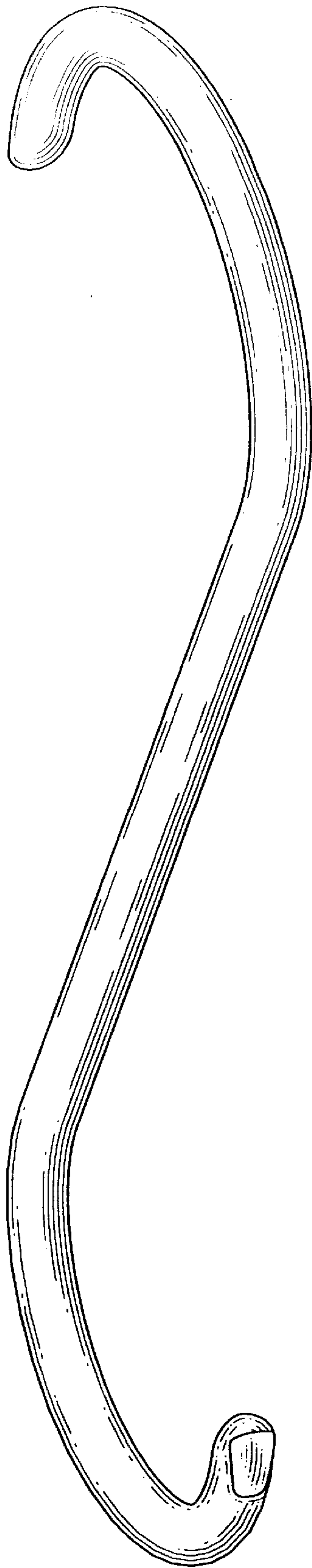


Fig. 1

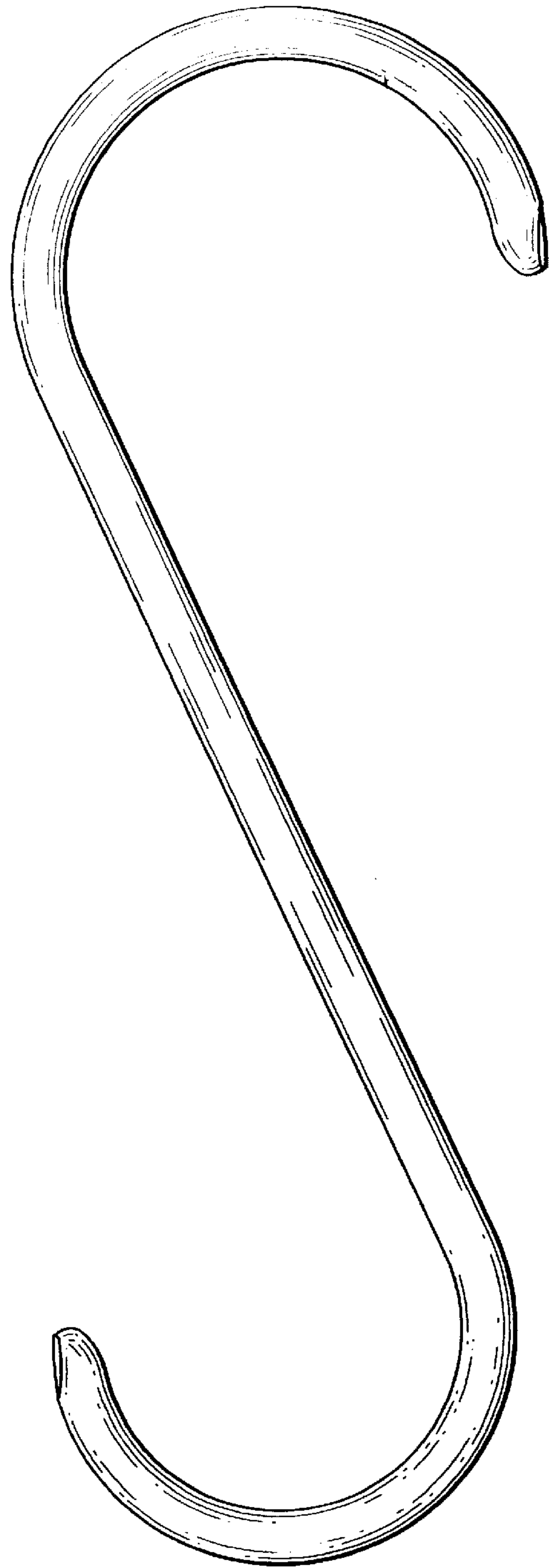


Fig. 2




Fig. 4




Fig. 3




Fig. 6



Fig. 5