



US00D405514S

**United States Patent** [19]  
**Donnelly**

[11] **Patent Number: Des. 405,514**

[45] **Date of Patent: \*\*Feb. 9, 1999**

[54] **BATH TUB**

[75] Inventor: **Steve Donnelly**, Beauce, Canada

[73] Assignee: **Maax Inc.**, Beauce, Canada

[\*\*] Term: **14 Years**

[21] Appl. No.: **85,111**

[22] Filed: **Mar. 17, 1998**

[30] **Foreign Application Priority Data**

Nov. 18, 1997 [CA] Canada ..... 1997-2972

[51] **LOC (6) Cl.** ..... **23-02**

[52] **U.S. Cl.** ..... **D23/280.1**

[58] **Field of Search** ..... D23/277, 280.1-280.4;  
4/538, 539, 546, 554, 575.1, 579, 584,  
589, 590, 593, 594, 592

[56] **References Cited**

**U.S. PATENT DOCUMENTS**

D. 274,641 7/1984 Griffiths ..... D23/280.1

D. 319,686 9/1991 Levien ..... D23/280.1  
D. 321,244 10/1991 Delepine ..... D23/280.1  
D. 334,231 3/1993 Kohler, Jr. et al. .... D23/280.1  
D. 381,069 7/1997 Sadler ..... D23/280.1

*Primary Examiner*—Louis S. Zarfaz  
*Assistant Examiner*—Eric Watterson  
*Attorney, Agent, or Firm*—Ronald S. Kosie; Robert Brouillette

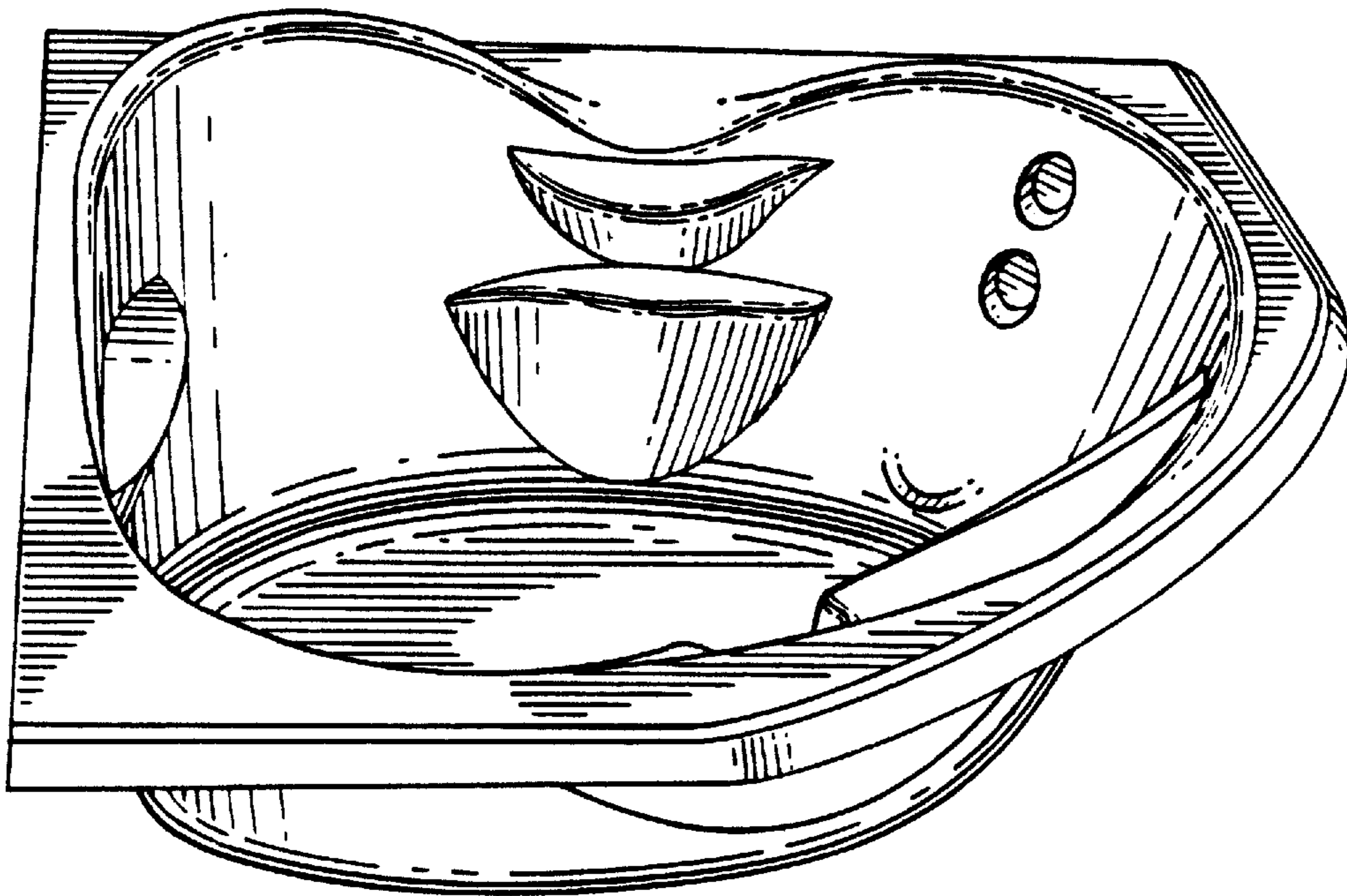
[57] **CLAIM**


The ornamental design for a bath tub, as shown.

**DESCRIPTION**

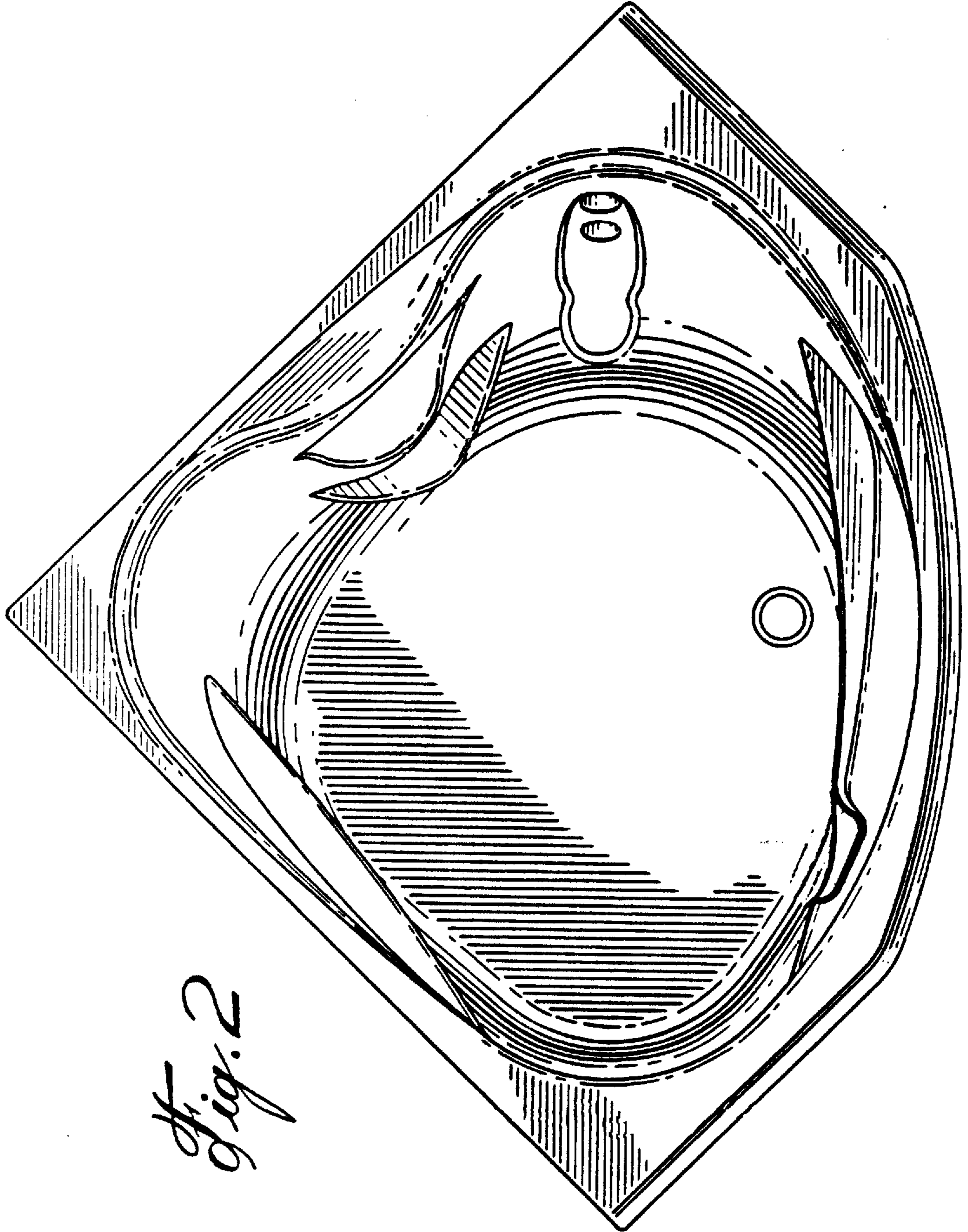
FIG. 1 is a perspective view of the bath tub;  
FIG. 2 is a top view of the bath tub of FIG. 1;  
FIG. 3 is a side elevational view of the bath tub;  
FIG. 4 is a side elevational view of the bath tub; and,  
FIG. 5 is a side elevational view of the bath tub.

**1 Claim, 4 Drawing Sheets**

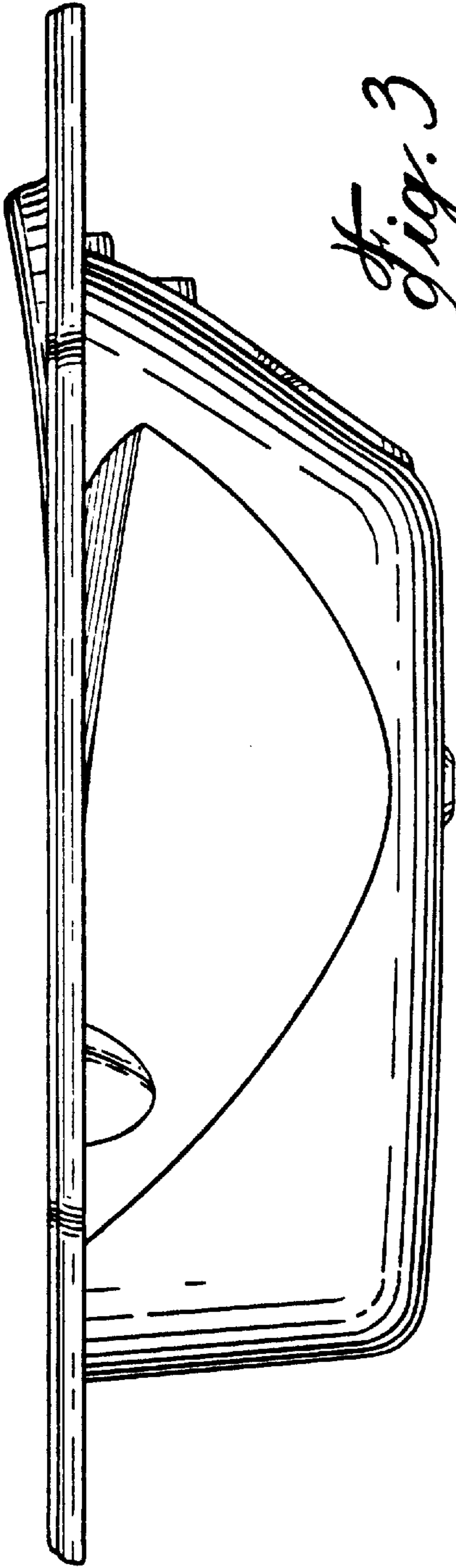




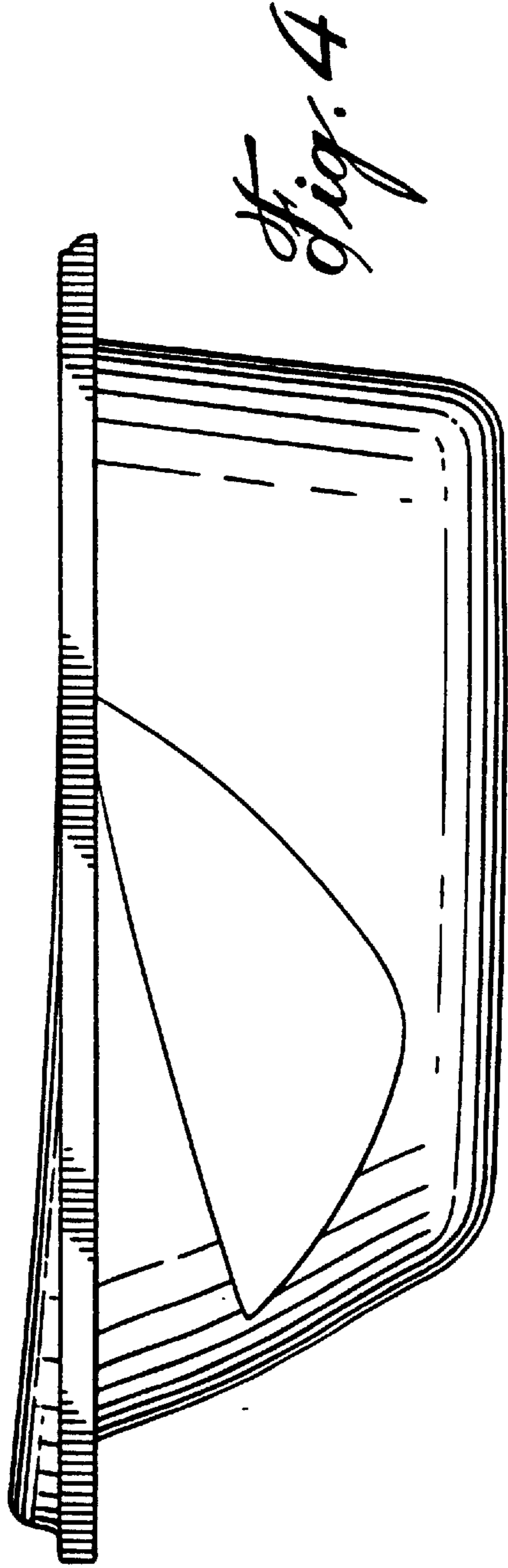
*Fig. 1*



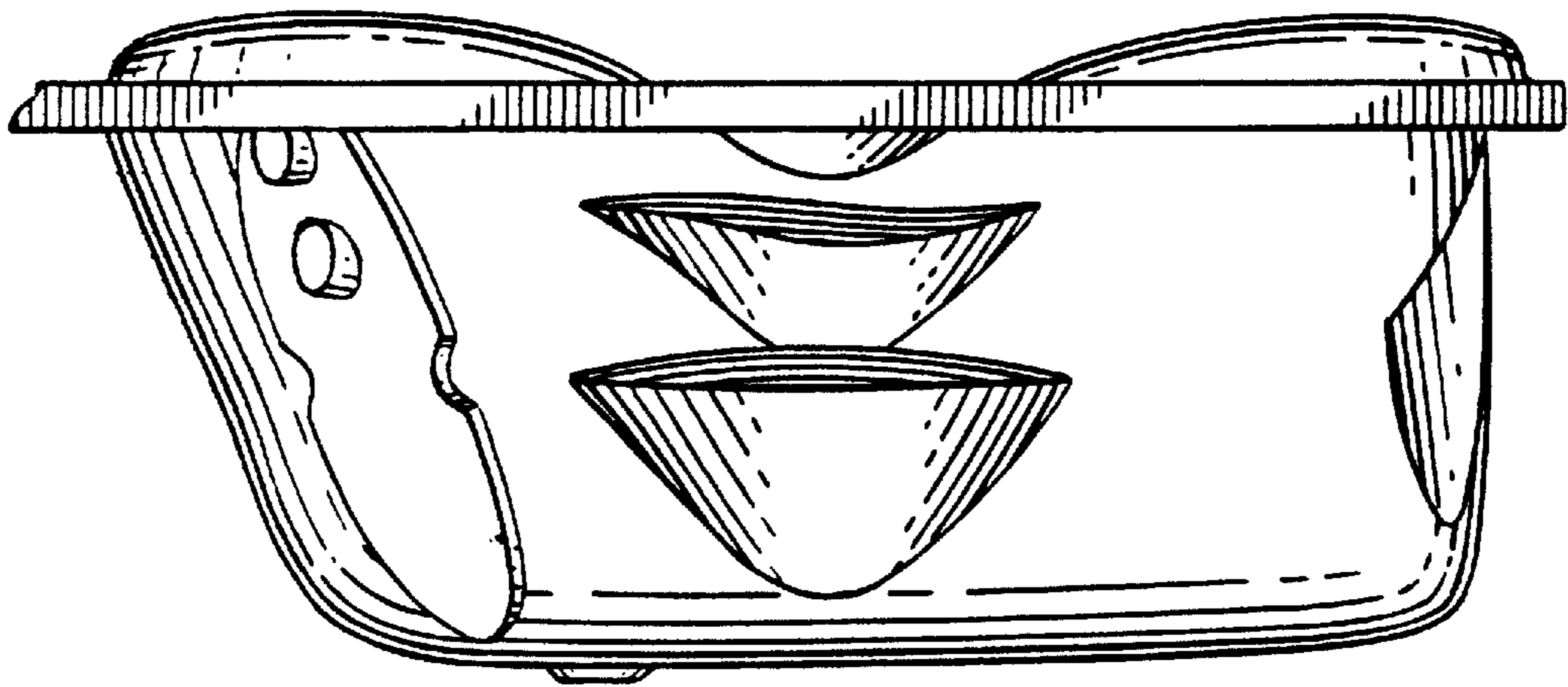
*Fig. 2*



*Fig. 3*



*Fig. 4*



*Fig. 5*