



US00D405490S

United States Patent [19]

Hogan et al.

[11] **Patent Number: Des. 405,490**

[45] **Date of Patent: **Feb. 9, 1999**

[54] **GOLF PUTTER HEAD**

[75] Inventors: **John M. Hogan**, Elk Grove; **Armand H. Larsen**, Mount Prospect; **Lawrence Ellgass**; **Albert J. Claps**, both of Roselle; **Donald A. Sokol**, Lisle, all of Ill.

[73] Assignee: **Bingo Golf Company, Inc.**, Lisle, Ill.

[**] Term: **14 Years**

[21] Appl. No.: **84,154**

[22] Filed: **Feb. 25, 1998**

[51] **LOC (6) Cl.** **21-02**

[52] **U.S. Cl.** **D21/736**

[58] **Field of Search** D21/736-746;
473/251-256, 340, 341

[56] **References Cited**

U.S. PATENT DOCUMENTS

D. 94,111	12/1934	Bernardi	D21/736
D. 298,270	10/1988	Smith	D21/736
D. 329,890	9/1992	Pinder	D21/742
D. 367,905	3/1996	Kanazawa	D21/742

D. 378,112 2/1997 Salonica D21/739

Primary Examiner—Ted Shooman
Assistant Examiner—Mitchell I. Siegel
Attorney, Agent, or Firm—Sokol Law Office

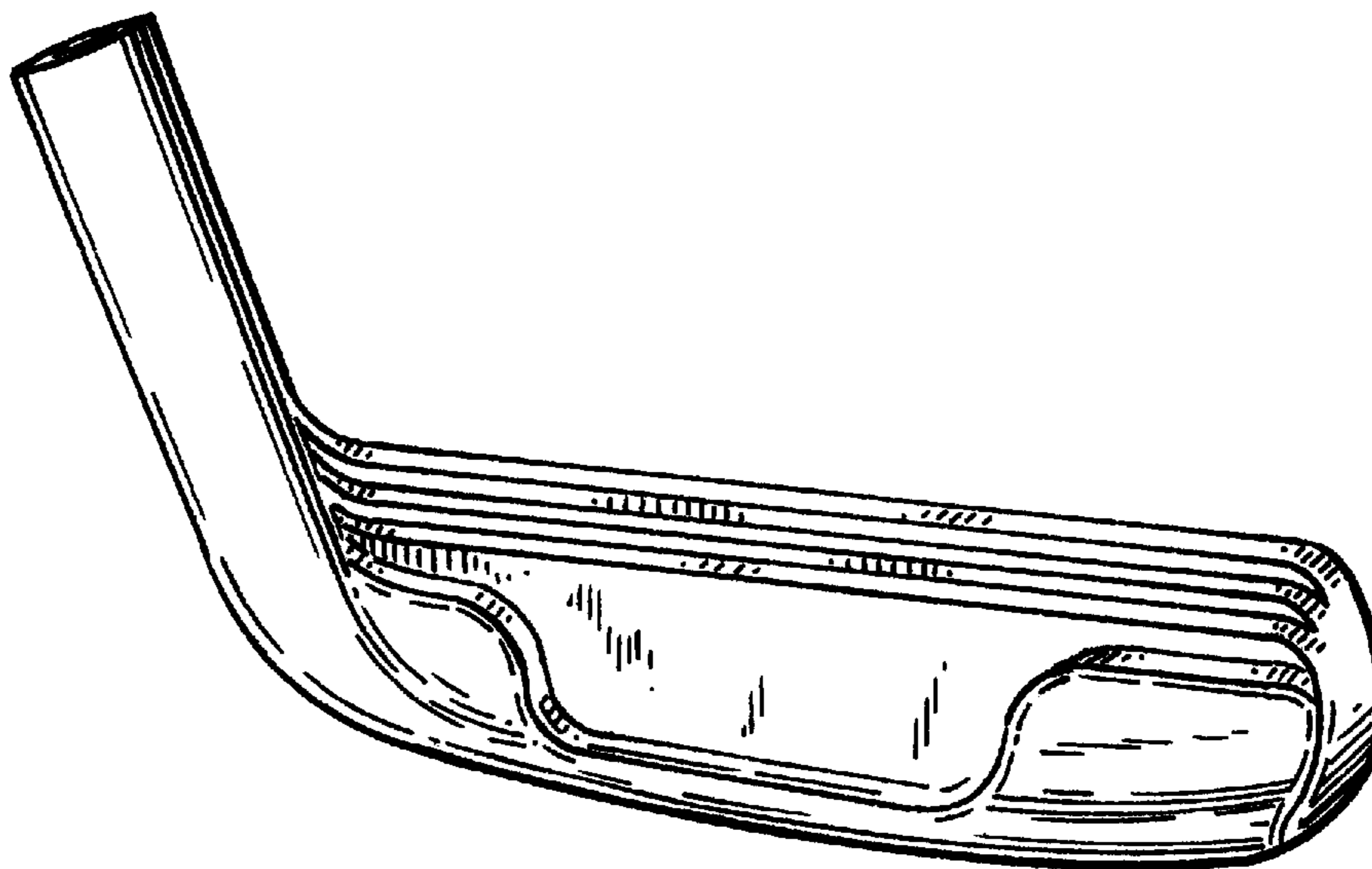
[57] **CLAIM**



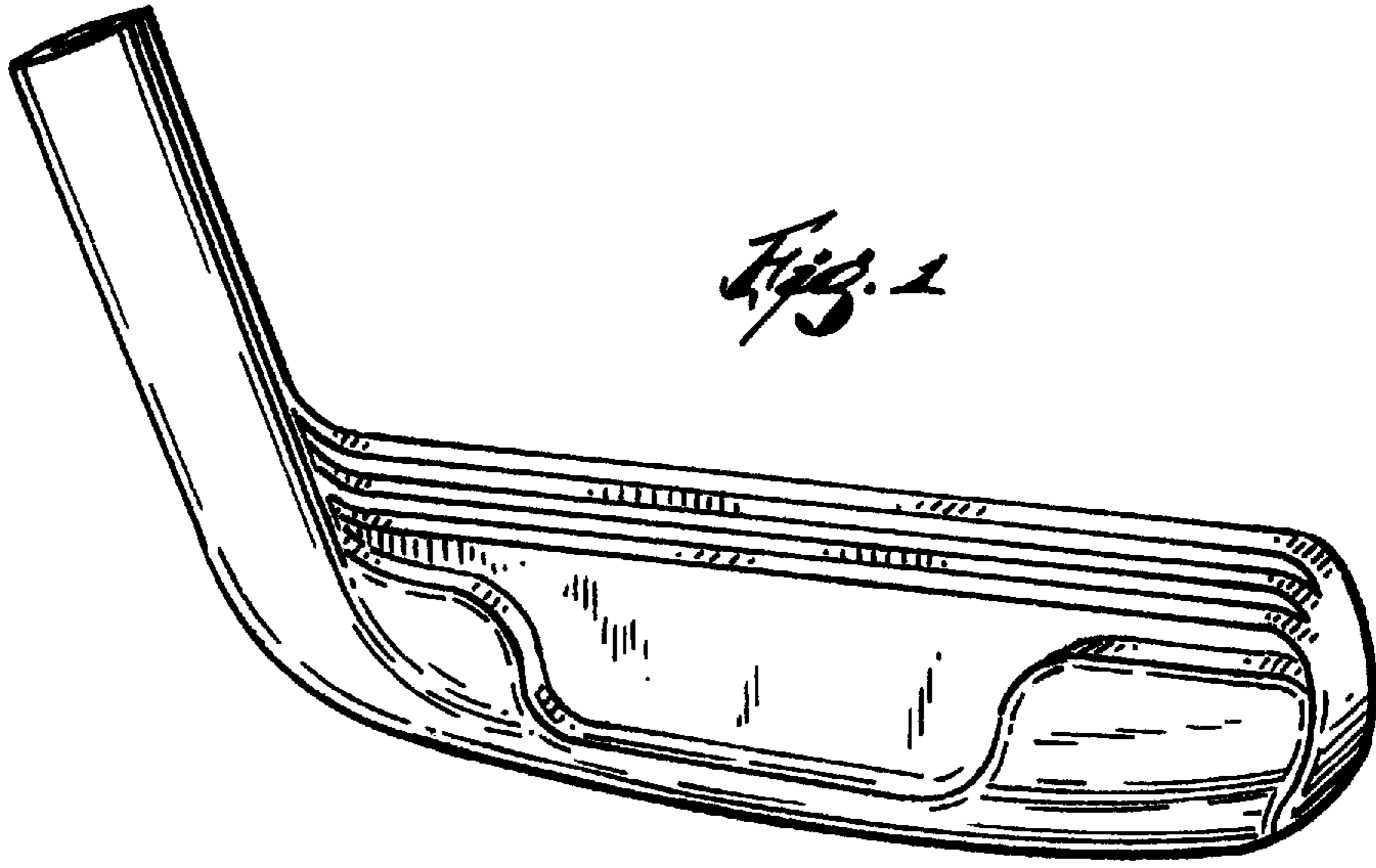
The ornamental design of a golf putter head, as shown and described.

DESCRIPTION

FIG. 1 is a perspective view of the golf putter head showing the new design;
FIG. 2 is a rear, plan view of the golf putter head showing the new design;
FIG. 3 is a bottom, plan view of the golf putter head showing the new design;
FIG. 4 is a top, plan view of the golf putter head showing the new design;
FIG. 5 is a front, plan view of the golf putter head showing the new design;
FIG. 6 is a side, plan view of the toe of the golf putter head showing the new design; and,
FIG. 7 is a side, plan view of the heel of the golf putter head showing the new design.

1 Claim, 2 Drawing Sheets








Fig. 1




Fig. 4

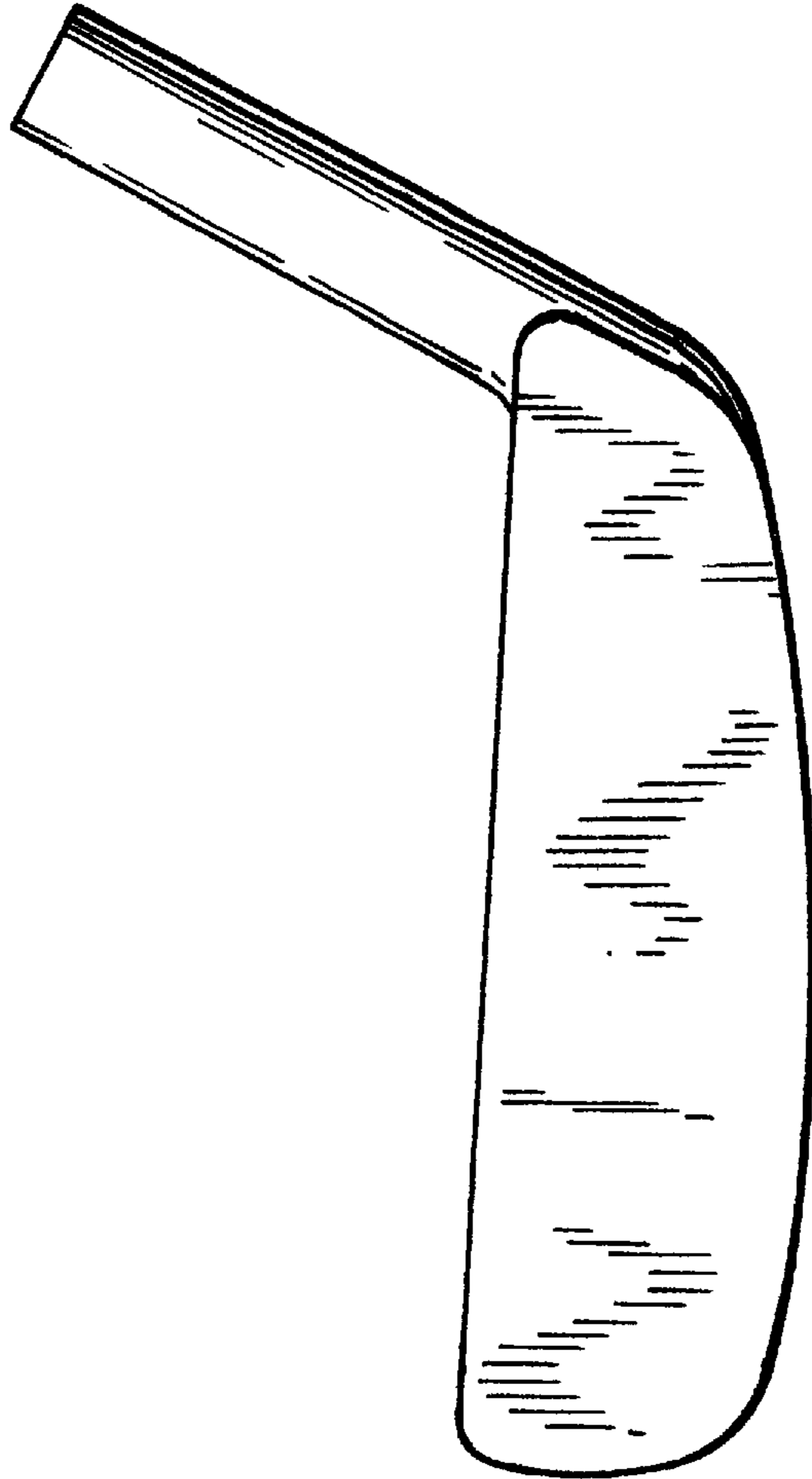


Fig. 5



Fig. 6