



US00D405468S

**United States Patent** [19]  
**Izushima**

[11] **Patent Number: Des. 405,468**

[45] **Date of Patent: \*\*Feb. 9, 1999**

[54] **WRITING INSTRUMENT**

D. 395,447 6/1998 Izushima ..... D19/49  
D. 398,643 9/1998 Izushima ..... D19/48 X

[75] Inventor: **Hiromichi Izushima**, Kawagoe, Japan

*Primary Examiner*—Martie K. Holtje  
*Attorney, Agent, or Firm*—McGinn & Gibb, P.C.

[73] Assignee: **Kotobuki & Co., Ltd.**, Kyoto, Japan

[\*\*] Term: **14 Years**

[57] **CLAIM**

[21] Appl. No.: **91,410**

The ornamental design for a writing instrument, as shown and described.

[22] Filed: **Jul. 29, 1998**

**DESCRIPTION**

[51] **LOC (6) Cl.** ..... **19-06**

FIG. 1 is a front elevational view of a writing instrument according to the present invention;

[52] **U.S. Cl.** ..... **D19/51; D19/53; D19/55; D19/56**

FIG. 2 is a right side elevational view of the writing instrument of FIG. 1, the left side being a mirror image of the right side;

[58] **Field of Search** ..... D19/35, 36, 41-51, D19/53-58, 81-85, 99, 100; 401/99, 100, 103, 104, 110, 116, 209, 52, 195, 68

FIG. 3 is a rear elevational view of the writing instrument of FIG. 1;

[56] **References Cited**

FIG. 4 is a top plan view of the writing instrument of FIG. 1;

**U.S. PATENT DOCUMENTS**

FIG. 5 is a bottom plan view of the writing instrument of FIG. 1; and,

- D. 206,636 1/1967 Zierhut et al. .... D19/51
- D. 375,525 11/1996 Boix Gacia ..... D19/51
- D. 378,762 4/1997 Kikuchi et al. .... D19/56 X
- D. 392,999 3/1998 Varholik ..... D19/36
- D. 394,455 5/1998 Izushima ..... D19/48
- D. 394,875 6/1998 Izushima ..... D19/51

FIG. 6 is a front perspective view of the writing instrument being projected outward and with the eraser member being extended.

**1 Claim, 2 Drawing Sheets**

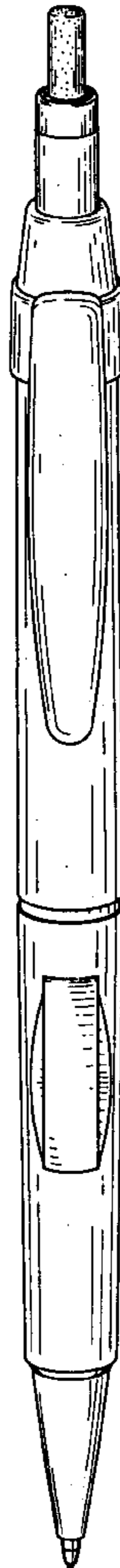


FIG. 5

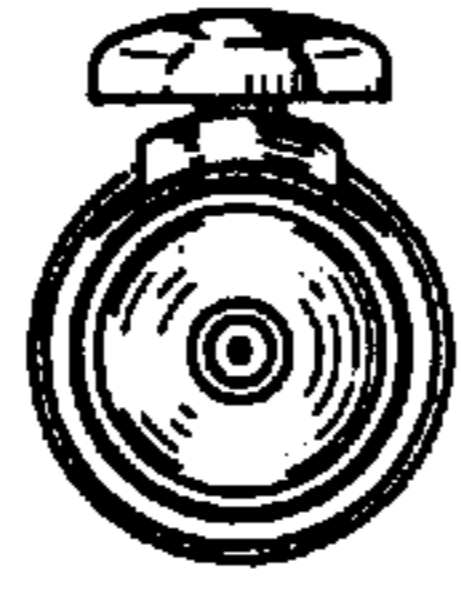


FIG. 4

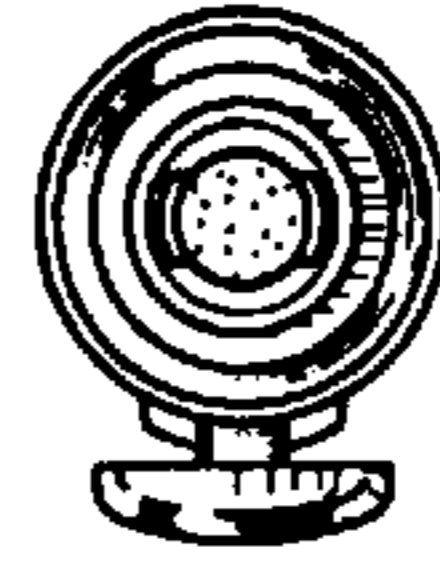


FIG. 2




FIG. 1



FIG. 3




FIG. 6

