



US00D405419S

United States Patent [19]

Byfield, Jr.

[11] **Patent Number: Des. 405,419**

[45] **Date of Patent: **Feb. 9, 1999**

[54] **ELECTRICAL CONNECTOR WITH CHEVRON PATTERN**

[75] Inventor: **Dwight Byfield, Jr.**, Fresno, Calif.

[73] Assignee: **WirthCo Engineering, Inc.**,
Bloomington, Minn.

[**] Term: **14 Years**

[21] Appl. No.: **65,561**

[22] Filed: **Jan. 29, 1997**

[51] **LOC (6) Cl. 13-03**

[52] **U.S. Cl. D13/148**

[58] **Field of Search** D13/133, 148;
439/860, 868, 883, 805, 845, 849, 850,
884, 578, 581, 585

[56] **References Cited**

U.S. PATENT DOCUMENTS

D. 252,927 9/1979 Harris et al. D13/148
4,343,530 8/1982 Leger 439/870

4,436,558 3/1984 Coldren et al. 439/83
4,541,034 9/1985 Fanning 174/68.5
4,790,764 12/1988 Kawaguchi et al. 439/78
5,076,795 12/1991 Krupp et al. 439/79
5,775,963 7/1998 Byfield, Jr. 439/884

Primary Examiner—Joel Sincavage
Attorney, Agent, or Firm—Roger W. Jensen

[57] **CLAIM**

The ornamental design for an electrical connector with chevron pattern, as shown.

DESCRIPTION

FIG. 1 is a bottom plan view of an electrical connector with chevron pattern showing my new design;
FIG. 2 is a right side view;
FIG. 3 is a top plan view;
FIG. 4 is a left side view;
FIG. 5 is an end view as viewed along section line 5—5 of FIG. 3; and,
FIG. 6 is a view of the other end.

1 Claim, 1 Drawing Sheet




FIG. 1

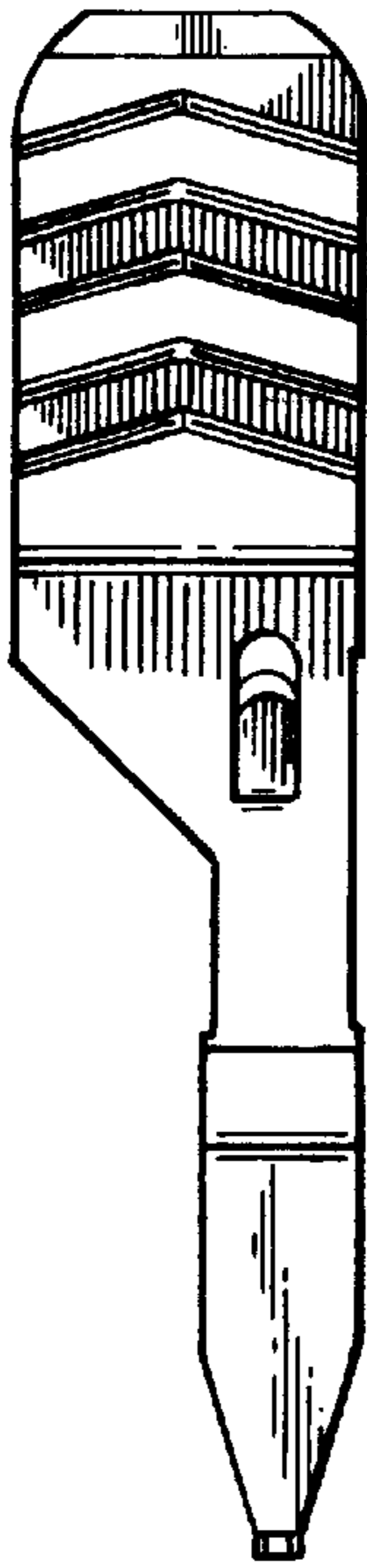


FIG. 2

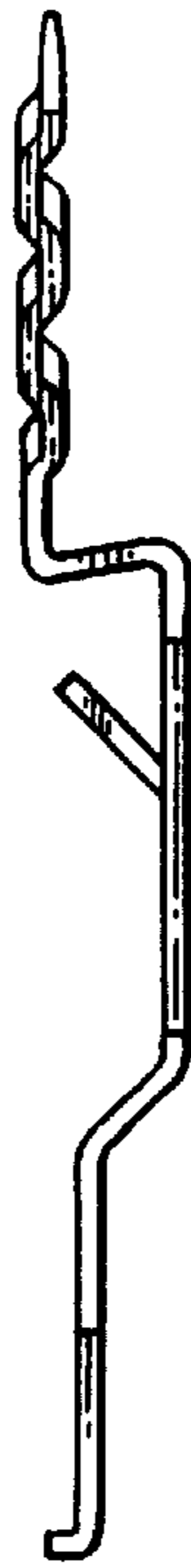


FIG. 3




FIG. 4

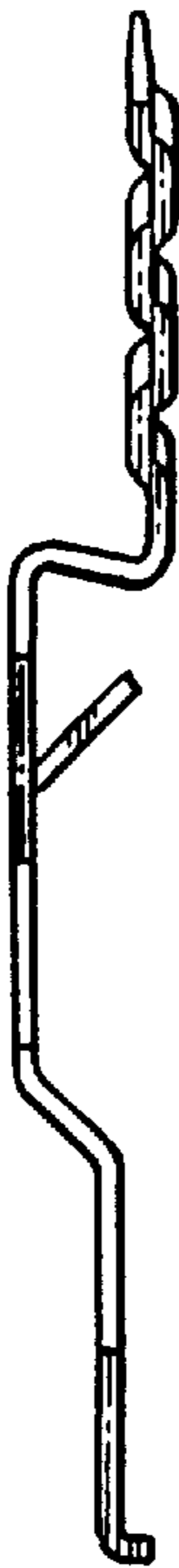


FIG. 6

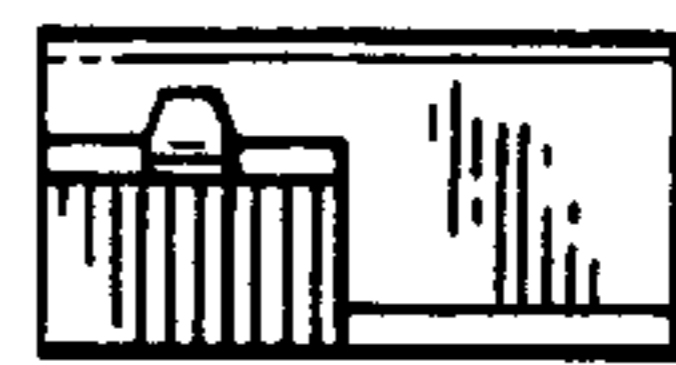


FIG. 5

