



US00D405409S

**United States Patent** [19]  
**Baumgartner**

[11] **Patent Number: Des. 405,409**

[45] **Date of Patent: \*\*Feb. 9, 1999**

[54] **WHEEL**

D. 345,338 3/1994 Gabath ..... D12/209  
D. 367,635 3/1996 Odette ..... D12/209

[75] Inventor: **Heinrich Baumgartner**, Schiltach,  
Germany

*Primary Examiner*—Marcus A. Jackson

[73] Assignee: **BBS Kraftfahrzeugtechnik AG**,  
Germany

[57] **CLAIM**

[\*\*] Term: **14 Years**

I claim the ornamental design for a wheel, as shown and described.

[21] Appl. No.: **27,294**

**DESCRIPTION**

[22] Filed: **Aug. 18, 1994**

FIG. 1 is a front elevational view of a wheel showing my new design;

[51] **LOC (6) Cl.** ..... **12-16**

[52] **U.S. Cl.** ..... **D12/211**

FIG. 2 is an enlarged partial view shown from the upper right corner thereof;

[58] **Field of Search** ..... D12/209, 211;

301/63 R, 64 R, 65, 66

FIG. 3 is a perspective view thereof;

FIG. 4 is an enlarged partial perspective view of the upper left corner thereof; and,


FIG. 5 is a side elevational view thereof, with the opposite sides being a mirror image.


[56] **References Cited**

**U.S. PATENT DOCUMENTS**


D. 337,565 7/1993 Envall ..... D12/209

**1 Claim, 5 Drawing Sheets**






*Figure - 1*




*Figure - 2*



*Figure - 3*



***Figure - 4***



**Figure - 5**