



US00D405395S

United States Patent [19]

Ando et al.

[11] Patent Number: **Des. 405,395**

[45] Date of Patent: ****Feb. 9, 1999**

[54] AUTOMOBILE TIRE

[75] Inventors: **Shuji Ando; Yoichi Honbo**, both of Tokyo, Japan

[73] Assignee: **Bridgestone Corporation**, Tokyo, Japan

[**] Term: **14 Years**

[21] Appl. No.: **77,132**

[22] Filed: **Sep. 29, 1997**

[30] Foreign Application Priority Data

Mar. 31, 1997 [JP] Japan 9-9148

[51] LOC (6) Cl. **12-15**

[52] U.S. Cl. **D12/136**

[58] Field of Search D12/134, 136, D12/138, 140-151; 152/209 R, 209 A, 209 D

[56] References Cited

U.S. PATENT DOCUMENTS

D. 177,233	3/1956	Hawkinson	D12/136
D. 250,405	11/1978	Nyblom	D12/146
D. 336,269	6/1993	Hinrichsen et al.	D12/147
D. 371,097	6/1996	Fukushima	D12/147
D. 384,622	10/1997	Scheuren et al.	D12/147
5,456,301	10/1995	Wise	152/209 R

OTHER PUBLICATIONS

Michelin XHD1 Tire, 1996 Tread Design Guide, p. 179, Feb. 1996.

Ohio Machine Michelin H Neutral Off the Road Tire, 1996 Tread Design Guide, p. 241, Feb. 1996.

Primary Examiner—Robert M. Spear
Attorney, Agent, or Firm—Sughrue, Mion, Zinn, Macpeak & Seas, PLLC

[57] CLAIM

The ornamental design for an automobile tire, as shown and described.

DESCRIPTION

FIG. 1 is a perspective view of an automobile tire showing our new design, it being understood that the tread pattern is repeated uniformly throughout the circumference of the tire; FIG. 2 is a front elevation view thereof, a rear elevation view, a top plan view and a bottom view are identical with the front elevation view;

FIG. 3 is a left side elevation view thereof, a right side elevation view is identical with the left side elevation view; FIG. 4 is an enlarged fragmentary front elevation view thereof; and,

FIG. 5 is a cross-sectional view taken along line 5—5 in FIG. 4.

1 Claim, 4 Drawing Sheets

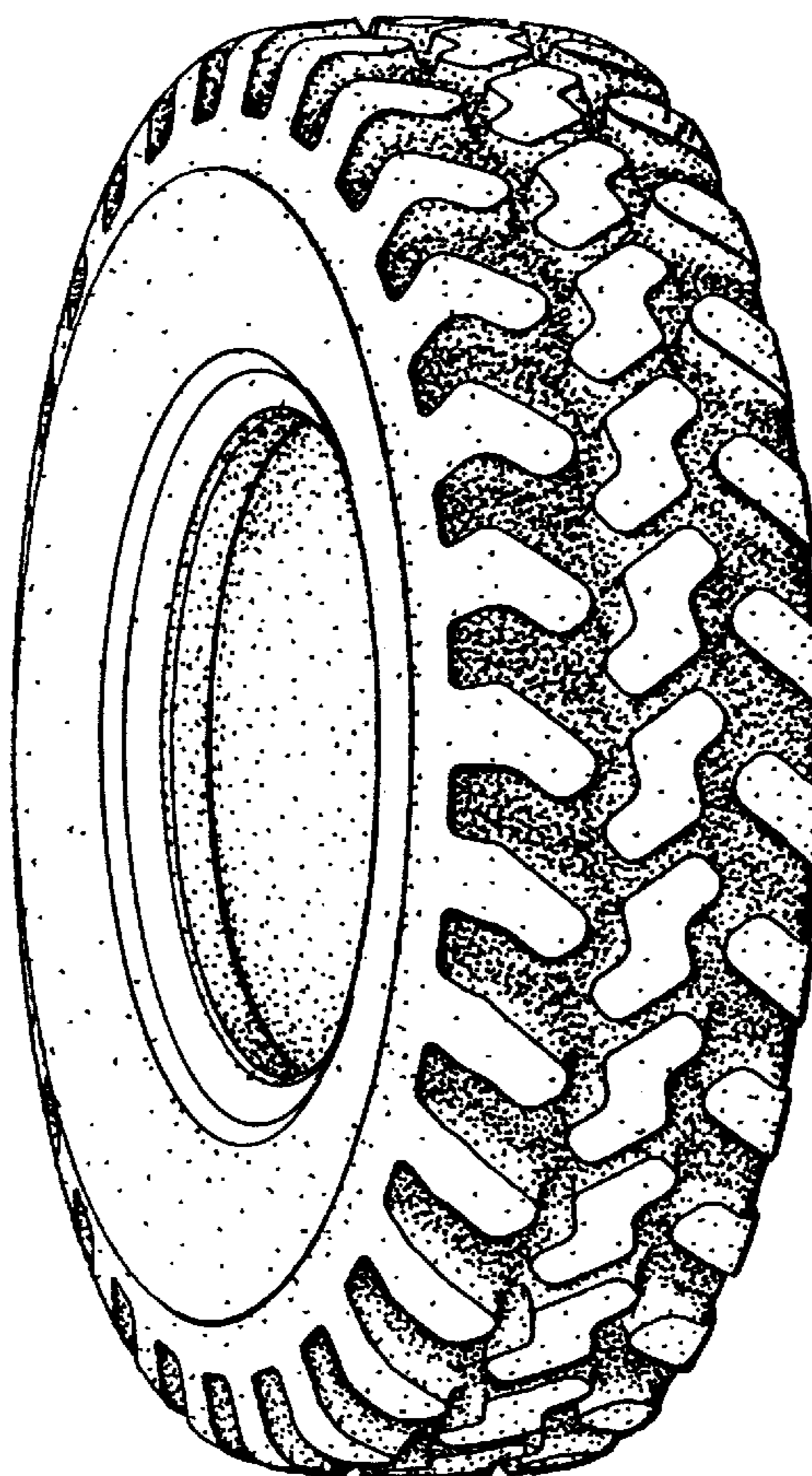


FIG. 1

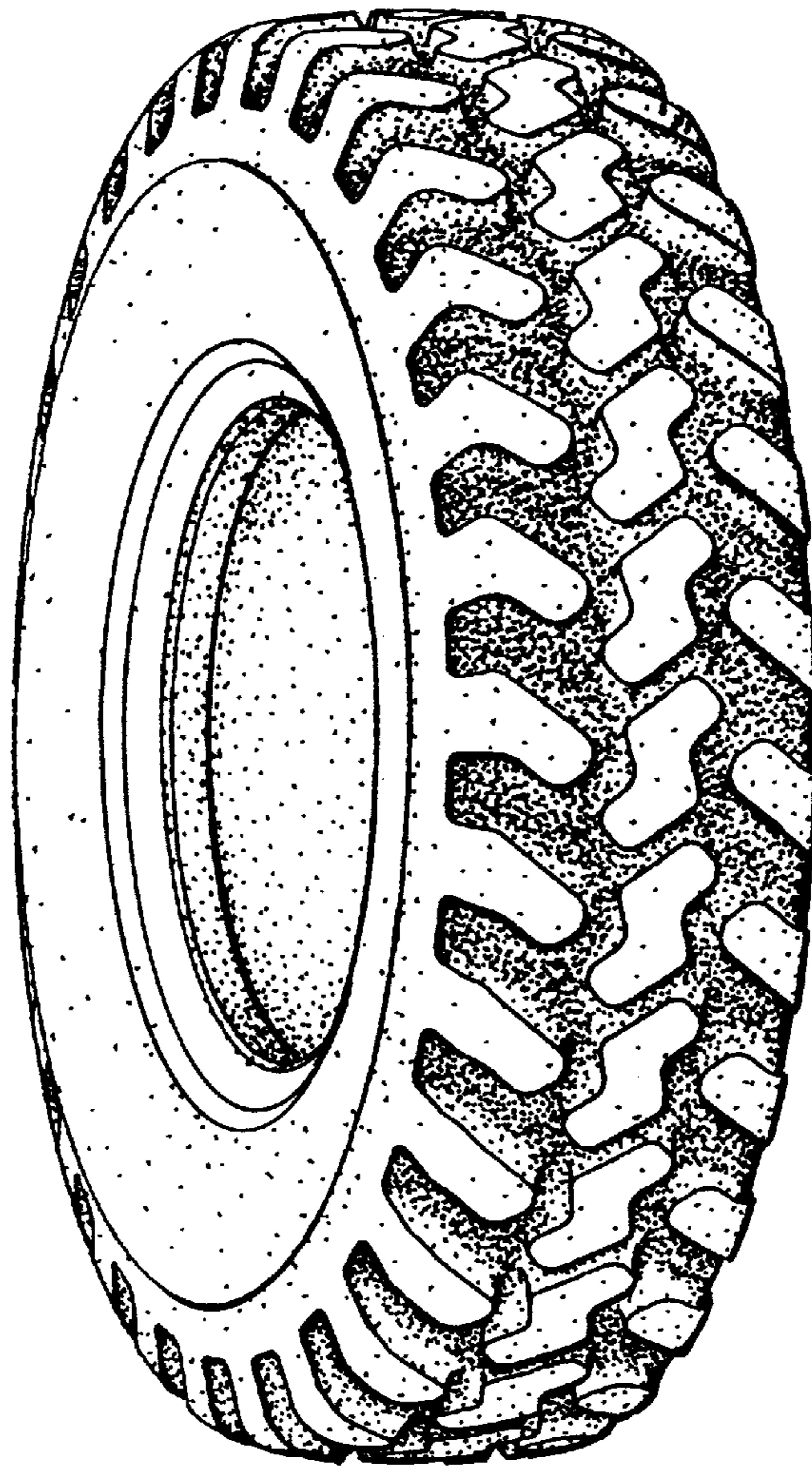


FIG. 2




FIG. 3

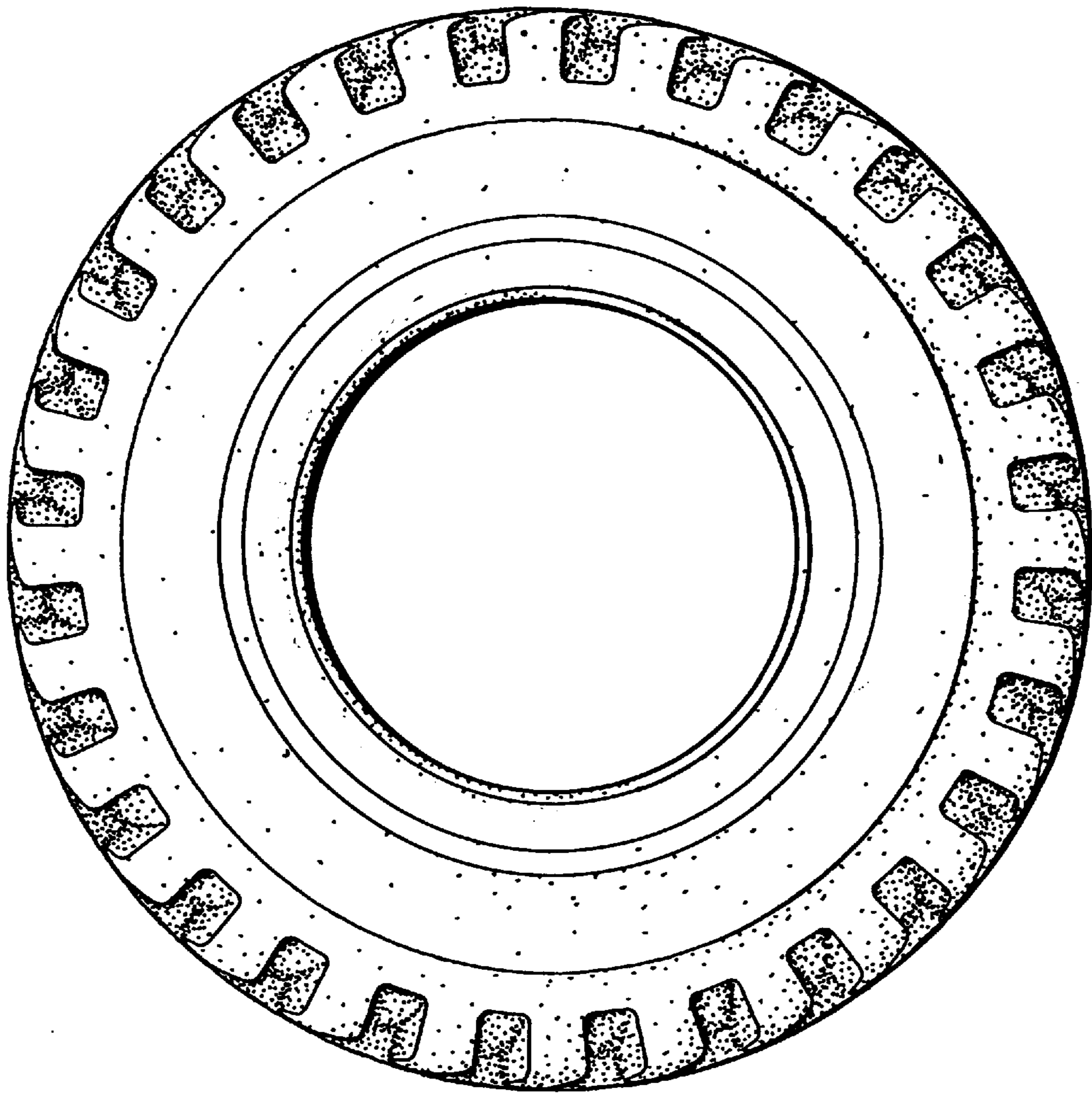


FIG. 4

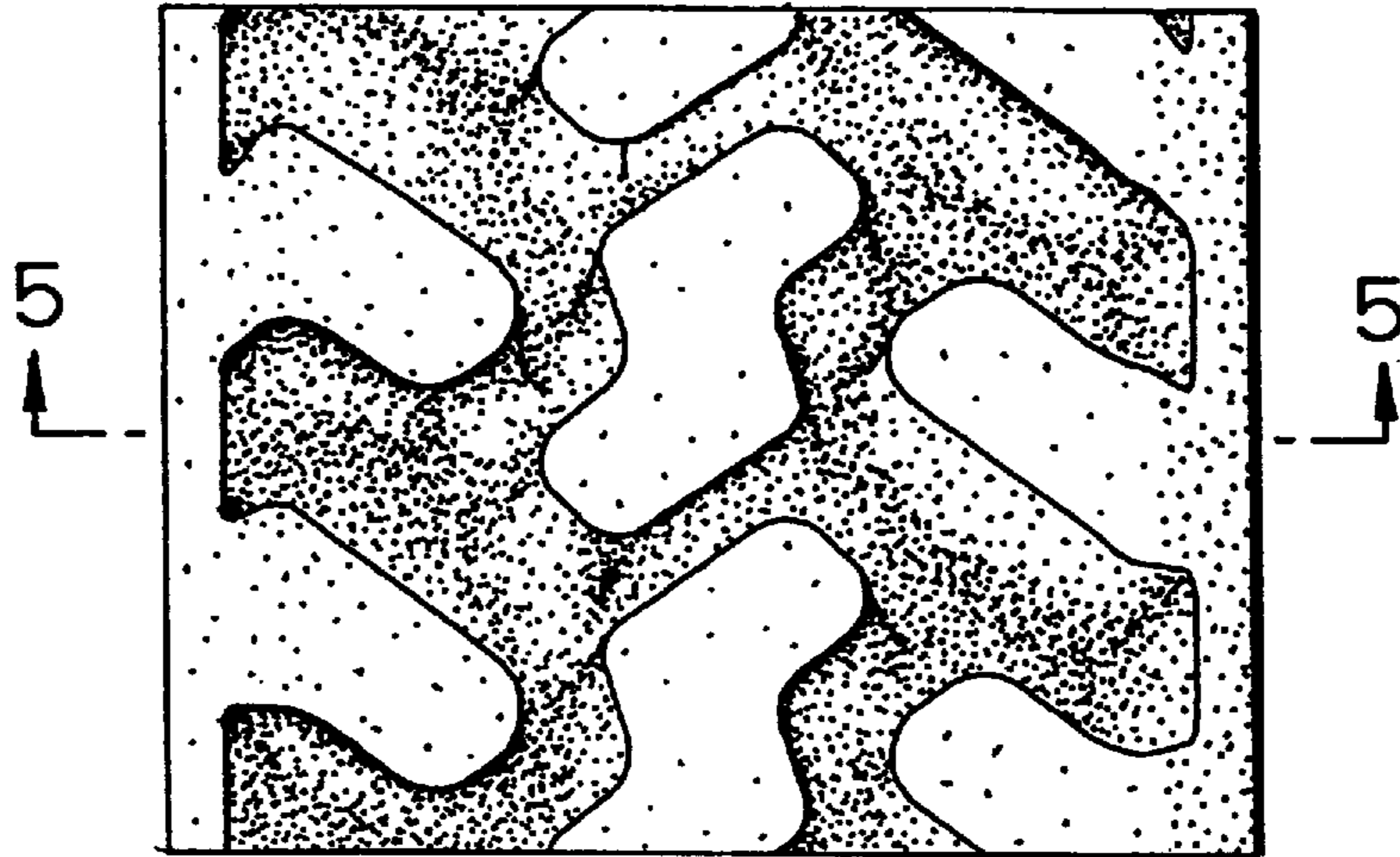


FIG. 5

