



US00D405392S

United States Patent [19]

Allen

[11] **Patent Number:** **Des. 405,392**

[45] **Date of Patent:** ****Feb. 9, 1999**

[54] **VEHICLE BODY**

D. 379,439 5/1997 Bradley D12/98

[75] Inventor: **Mark T. Allen**, Troy, Mich.

Primary Examiner—Melody N. Brown
Attorney, Agent, or Firm—Mark P. Calcaterra

[73] Assignee: **Chrysler Corporation**, Auburn Hills, Mich.

[57] CLAIM

[**] Term: **14 Years**

The ornamental design for a vehicle body, as shown and described.

[21] Appl. No.: **58,299**

DESCRIPTION

[22] Filed: **Jun. 28, 1996**

FIG. 1 is a front view of a vehicle body showing my new design;

[51] **LOC (6) Cl.** **12-08**

[52] **U.S. Cl.** **D12/98**

[58] **Field of Search** D12/98; 296/183

FIG. 2 is a rear view of the vehicle body of FIG. 1; and, FIG. 3 is an elevated side view of the vehicle body of FIG. 1, it being understood that the opposite side not shown is a substantial mirror image thereof.

[56] References Cited

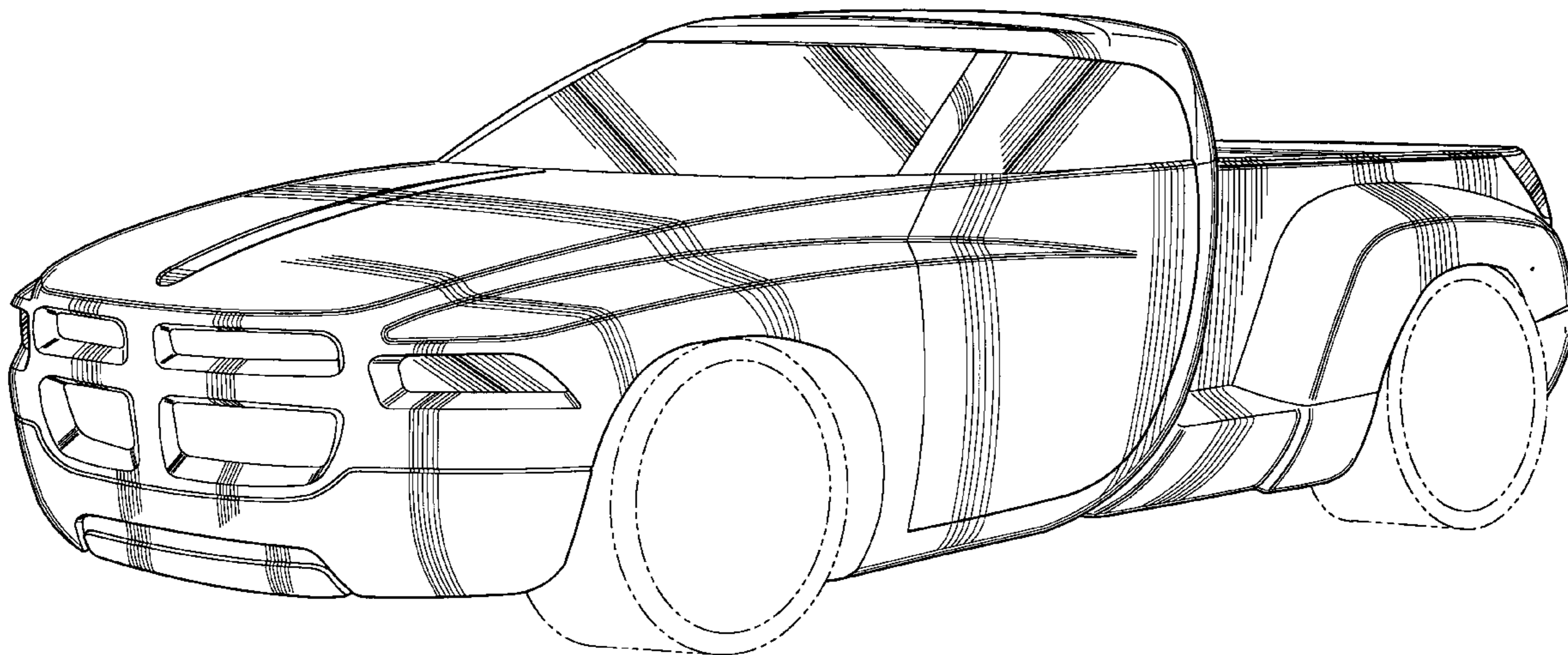
It will be understood that the roof of the vehicle body is plain and unornamented.

U.S. PATENT DOCUMENTS

- D. 326,832 6/1992 Hirshberg D12/98
- D. 352,485 11/1994 Creed et al. D12/98
- D. 357,213 4/1995 Hunter et al. D12/98
- D. 373,979 9/1996 Starr et al. D12/98

It will be understood that the wheels shown in broken lines are for illustrative purposes only and form no part of the claimed design.

1 Claim, 3 Drawing Sheets



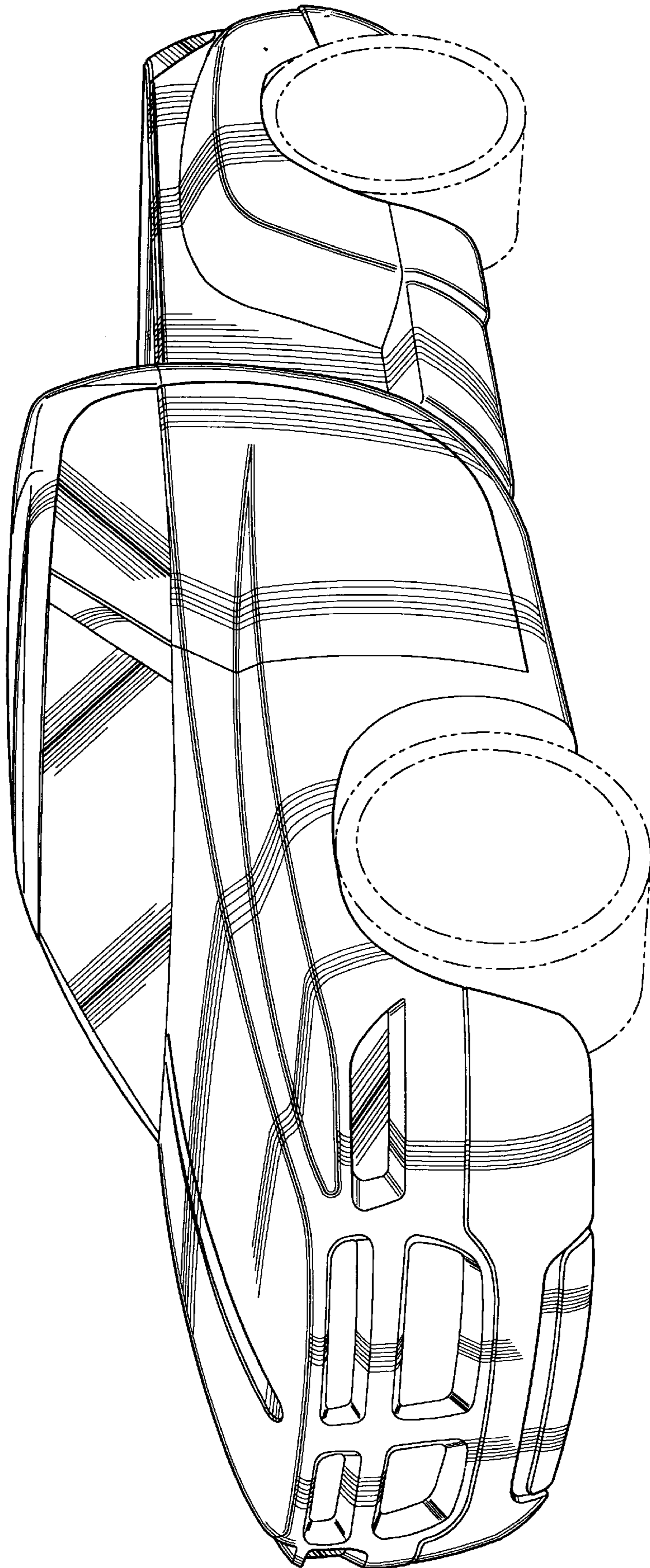


Fig-1

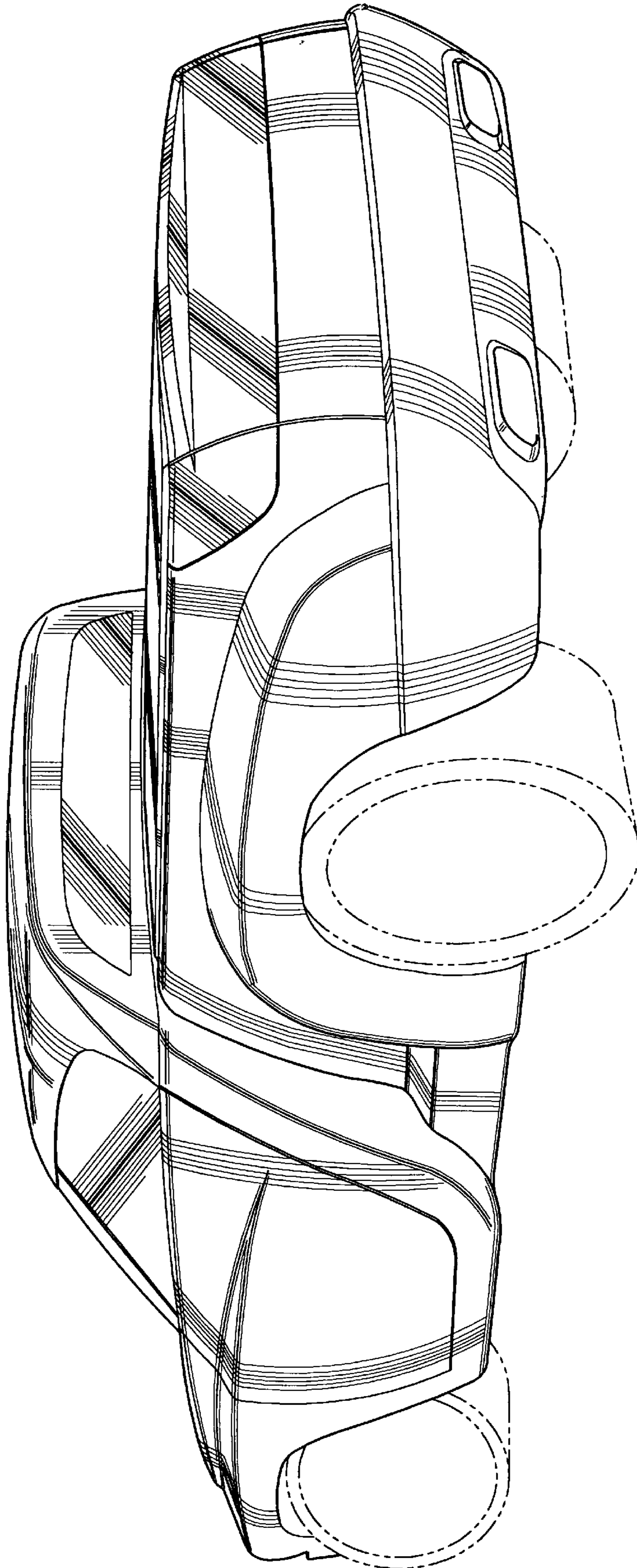


Fig-2

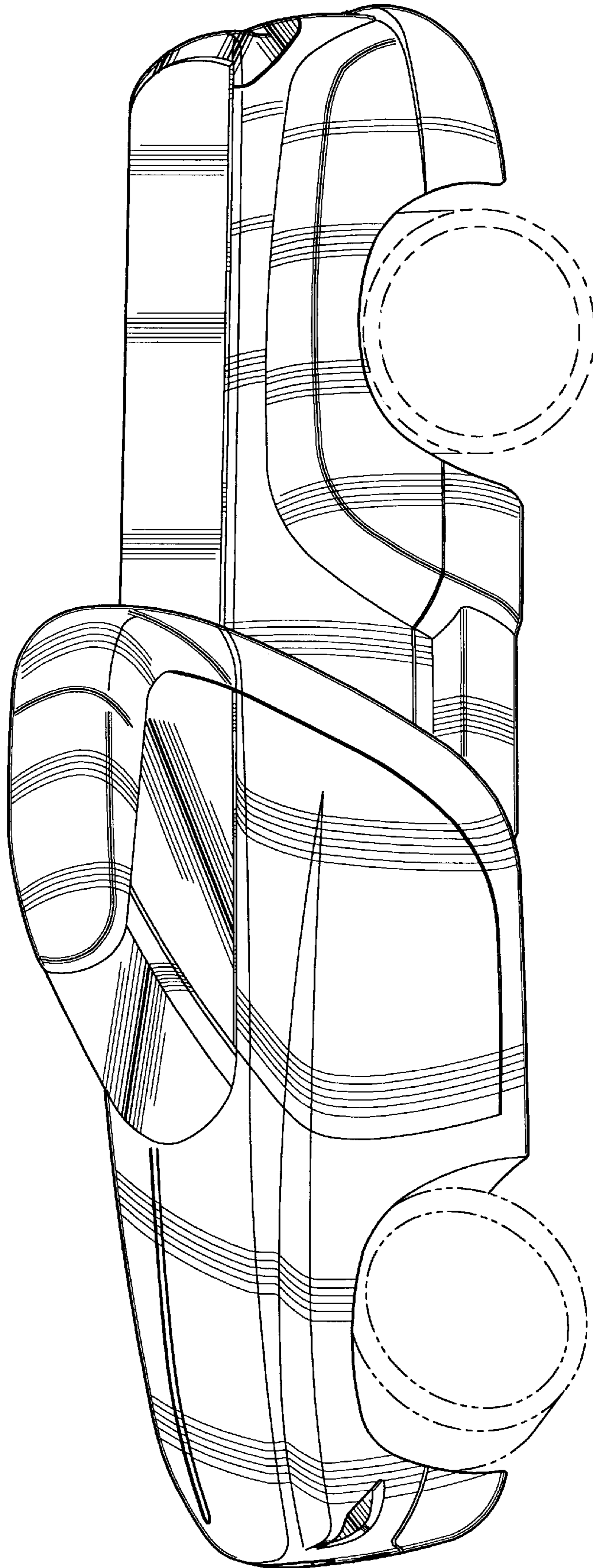


Fig-3