



US00D405382S

**United States Patent** [19]  
**Giardiello**

[11] **Patent Number: Des. 405,382**

[45] **Date of Patent: \*\*Feb. 9, 1999**

[54] **WATCH BRACELET**

D. 388,354 12/1997 Giardiello ..... D11/21

[75] Inventor: **Barbara Giardiello**, Via Petrarca, Italy

*Primary Examiner*—Ralf Seifert  
*Attorney, Agent, or Firm*—Sughrue, Mion, Zinn, Macpeak & Seas, PLLC

[73] Assignee: **Artime SA**, Neuchatel, Switzerland

[\*\*] Term: **14 Years**

[57] **CLAIM**

[21] Appl. No.: **85,798**

The ornamental design for a watch bracelet, as shown.

[22] Filed: **Mar. 31, 1998**

**DESCRIPTION**

[51] **LOC (6) Cl.** ..... **11-01**

FIG. 1 is a top plan view of a watch bracelet showing my new design;

[52] **U.S. Cl.** ..... **D11/21**

FIG. 2 is a bottom plan view thereof;

[58] **Field of Search** ..... D11/1-16, 20-25,  
D11/93, 94; D10/32; 63/26, 1.1, 2-11

FIG. 3 is a perspective view thereof;

FIG. 4 is a side elevational view thereof;

[56] **References Cited**

FIG. 5 is a side elevational view of an opposite side thereof;

FIG. 6 is an end elevational view of one end thereof; and,

FIG. 7 is an end elevational view of an opposite end thereof.

**U.S. PATENT DOCUMENTS**

D. 168,208 11/1952 Boots ..... D11/21

D. 385,813 11/1997 Hartzband ..... D11/21

**1 Claim, 1 Drawing Sheet**




FIG. 1




FIG. 2




FIG. 3




FIG. 4




FIG. 5




FIG. 6



FIG. 7

