

US00D405374S

United States Patent [19] Jorst

[11] **Patent Number: Des. 405,374**

[45] **Date of Patent: **Feb. 9, 1999**

[54] **WATCH CASE AND BAND**

Primary Examiner—Nelson C. Holtje
Attorney, Agent, or Firm—Abelman, Frayne & Schwab

[76] **Inventor: Charlotte Kjoelbye Jorst, 867 Donna Dr., Incline Village, Nev. 89451**

[**] **Term: 14 Years**

[57] **CLAIM**

[21] **Appl. No.: 89,155**

The ornamental design for a watch case and band, shown and described.

[22] **Filed: Jun. 9, 1998**

DESCRIPTION

[51] **LOC (6) Cl. 10-02**

[52] **U.S. Cl. D10/32; D10/33**

[58] **Field of Search D10/1-40, 122-132; D11/3-25; 63/1.1, 3, 5, 11; 368/276-277, 280-282, 285**

FIG. 1 is a front elevational view of a watch case and band showing my new design, wherein the watch hands are shown in dashed lines for enviornmental purposes only and are not part of the claimed design;

[56] **References Cited**

U.S. PATENT DOCUMENTS

- D. 235,976 7/1975 Larvego D10/33
- D. 378,062 2/1997 Bulgari D10/32
- D. 386,697 11/1997 Wunderman D10/32

FIG. 2 is a top plan view thereof;

FIG. 3 is a side elevational view taken from the right side of FIG. 1;

FOREIGN PATENT DOCUMENTS

- 66177 4/1985 Japan 368/73

FIG. 4 is a side elevation view taken from the left side of FIG. 1;

OTHER PUBLICATIONS

FIG. 5 is a rear elevational view thereof; and,

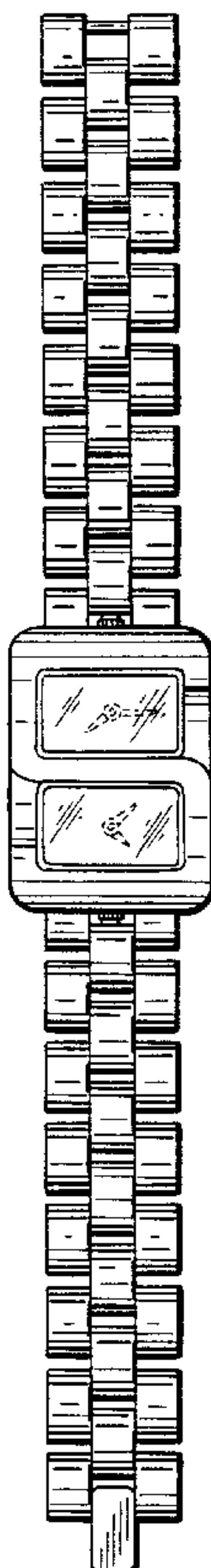
Jeweler's Circular—Keystone—Jan. 1982 p. 158—Watch at Bottom.

European Jeweler—Jan. 1985—p. 163—Watches at Right.

Evans Cat. 1970—p. 92 x—Watch at Middle.

FIG. 6 is a bottom plan view thereof.

1 Claim, 2 Drawing Sheets



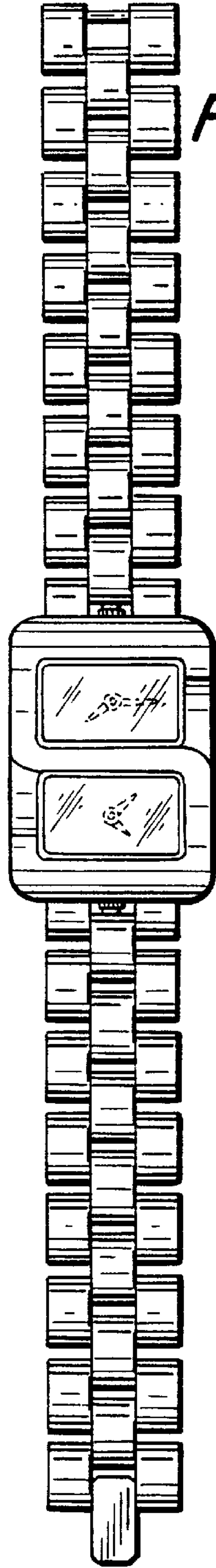


FIG. 1



FIG. 2



FIG. 3



FIG. 4

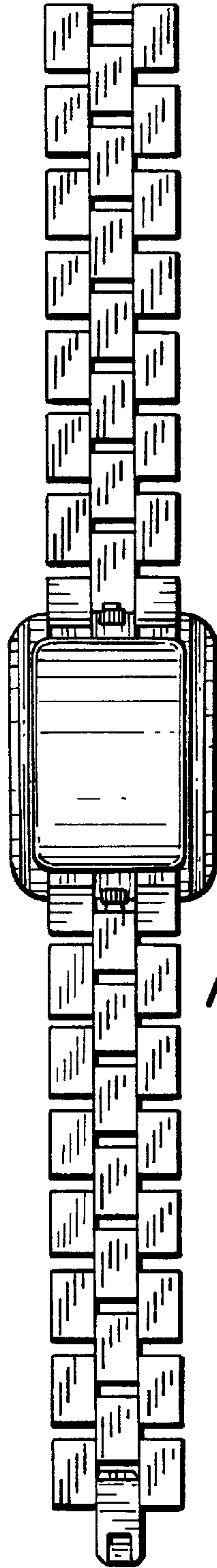


FIG. 5

FIG. 6

