



US00D405371S

**United States Patent** [19]  
**Herr**

[11] **Patent Number: Des. 405,371**

[45] **Date of Patent: \*\*Feb. 9, 1999**

[54] **COMBINED CONTAINER AND CHILD-RESISTANT CLOSURE**

*Primary Examiner—Lucy Lieberman*  
*Attorney, Agent, or Firm—Kenyon & Kenyon*

[75] Inventor: **James Ellis Herr**, E. Petersburg, Pa.

[73] Assignee: **Kerr Group Inc.**, Lancaster, Pa.

[\*\*] Term: **14 Years**

[57] **CLAIM**

The ornamental design for a combined container and child-resistant closure, as shown and described.

[21] Appl. No.: **72,207**

**DESCRIPTION**

[22] Filed: **May 30, 1997**

[51] **LOC (6) Cl.** ..... **09-01**

FIG. 1 is a perspective view of the present invention with the closure attached;

[52] **U.S. Cl.** ..... **D9/503; D9/443; D9/453**

[58] **Field of Search** ..... D9/500, 503, 443,  
D9/455, 454, 558, 453, 452; 215/218, 382,  
330, 217

FIG. 2 is a top plan view with the closure attached;

[56] **References Cited**

FIG. 3 is a left side elevation view with the closure attached, which view is identical to a right side elevation view;

**U.S. PATENT DOCUMENTS**

D. 30,765	5/1899	Lindemeyr	.....	D9/453
D. 156,903	1/1950	Livermore	.....	D9/503
D. 208,508	9/1967	Klein	.....	D9/453
4,084,717	4/1978	King	.....	215/217
4,317,526	3/1982	Plitz	.....	215/217
4,494,665	1/1985	Lehmann	.....	215/330
5,224,615	7/1993	Hickerson	.....	215/330 X

FIG. 4 is a top plan view of the container shown without the closure; and,

**OTHER PUBLICATIONS**

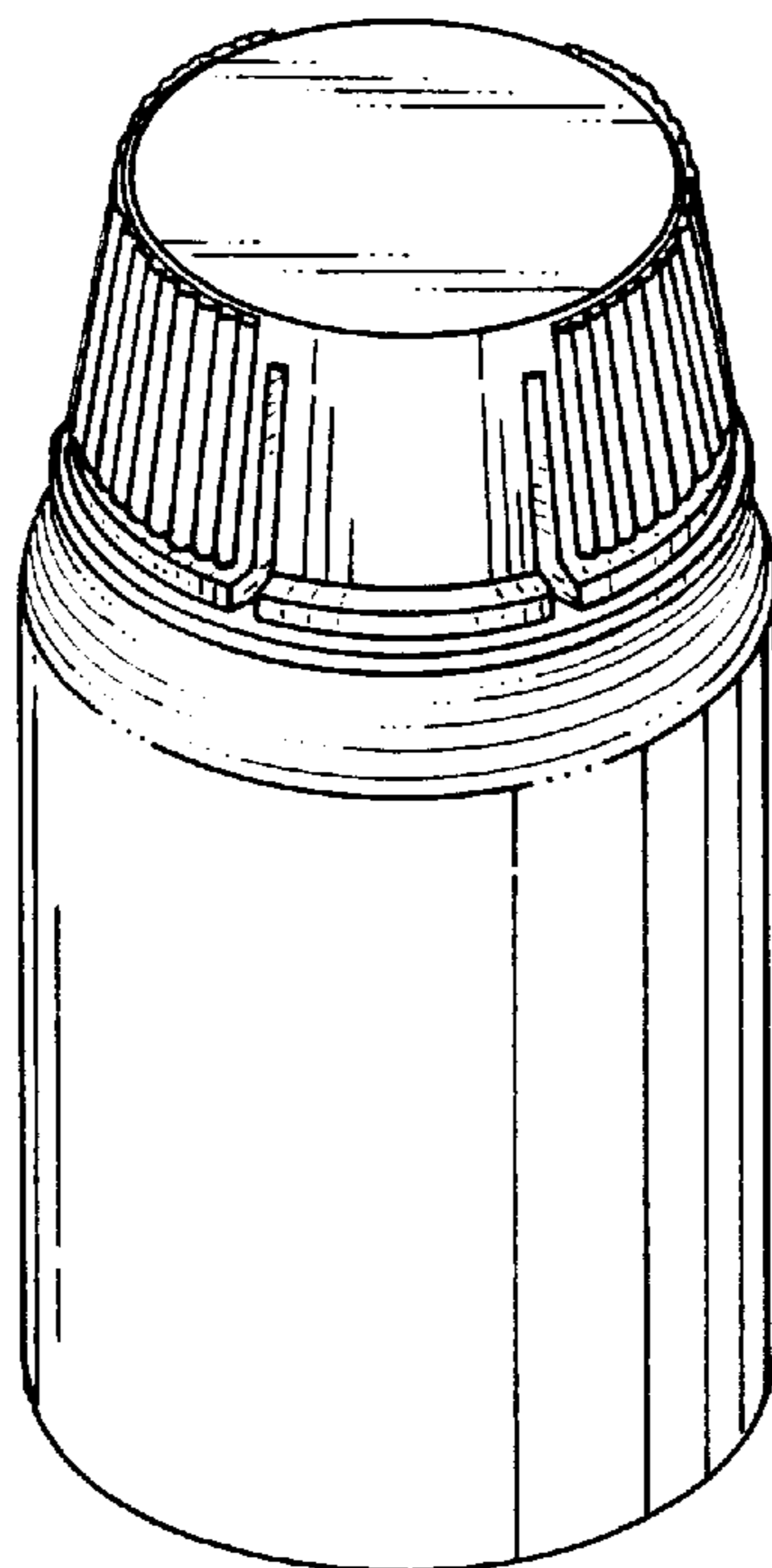
Plasticware, Fall 1979, p. 21, bottle and cap, top right of page, Fall 1979.

Modern Packaging, Feb. 1982, p. 31, bottle & cap, top photo, 2nd from left, Feb. 1982.

FIG. 5 is a front elevation of the container shown without the closure, the rear elevation is the same except for the continuous screw threading on the bottle neck.

The container is shown without the cap in FIGS 4 and 5 for clarity of illustration. The bottom of the container that is not shown in the drawings is flat and unornamented.

**1 Claim, 3 Drawing Sheets**



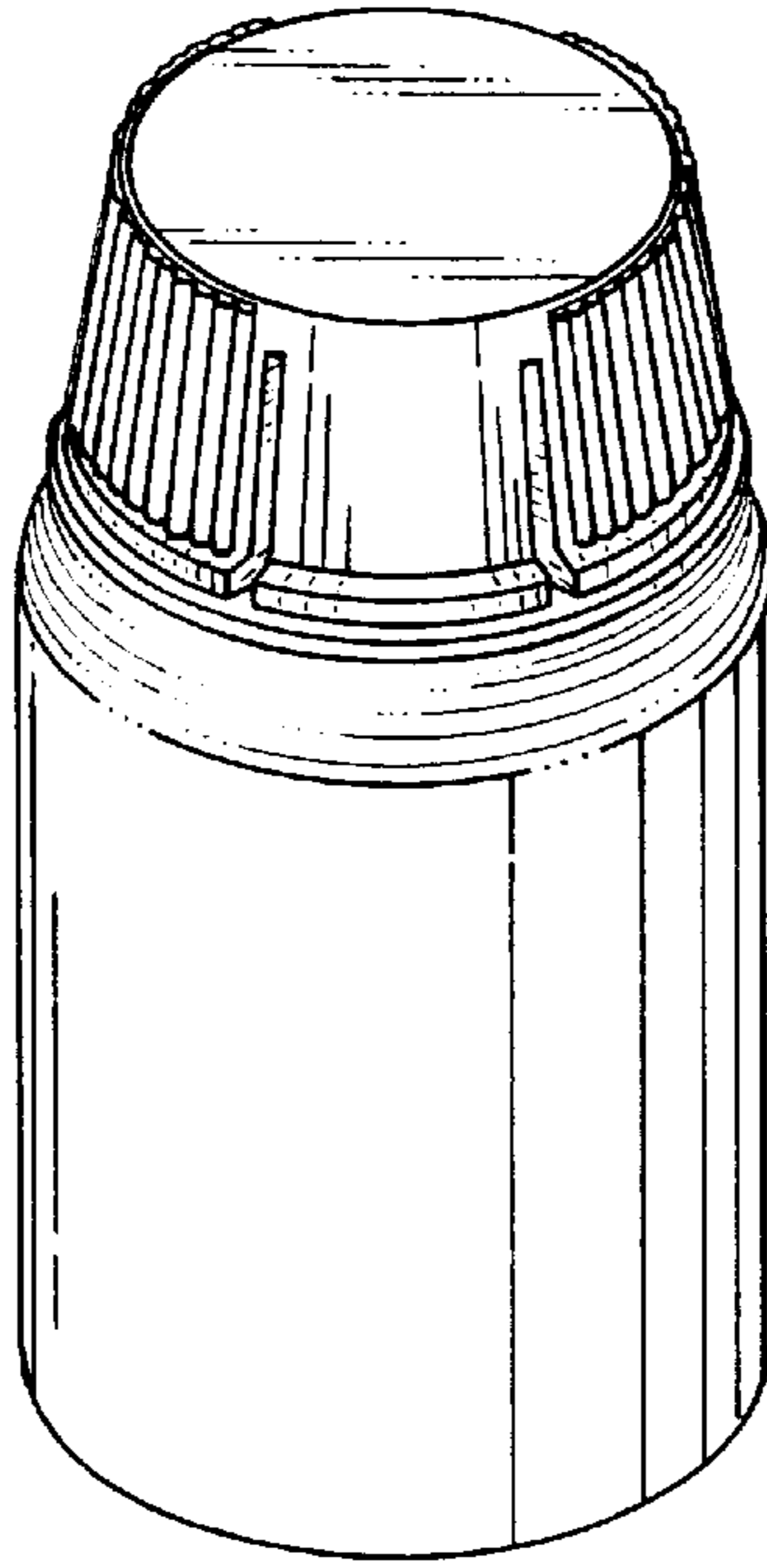


FIG. 1




FIG. 2

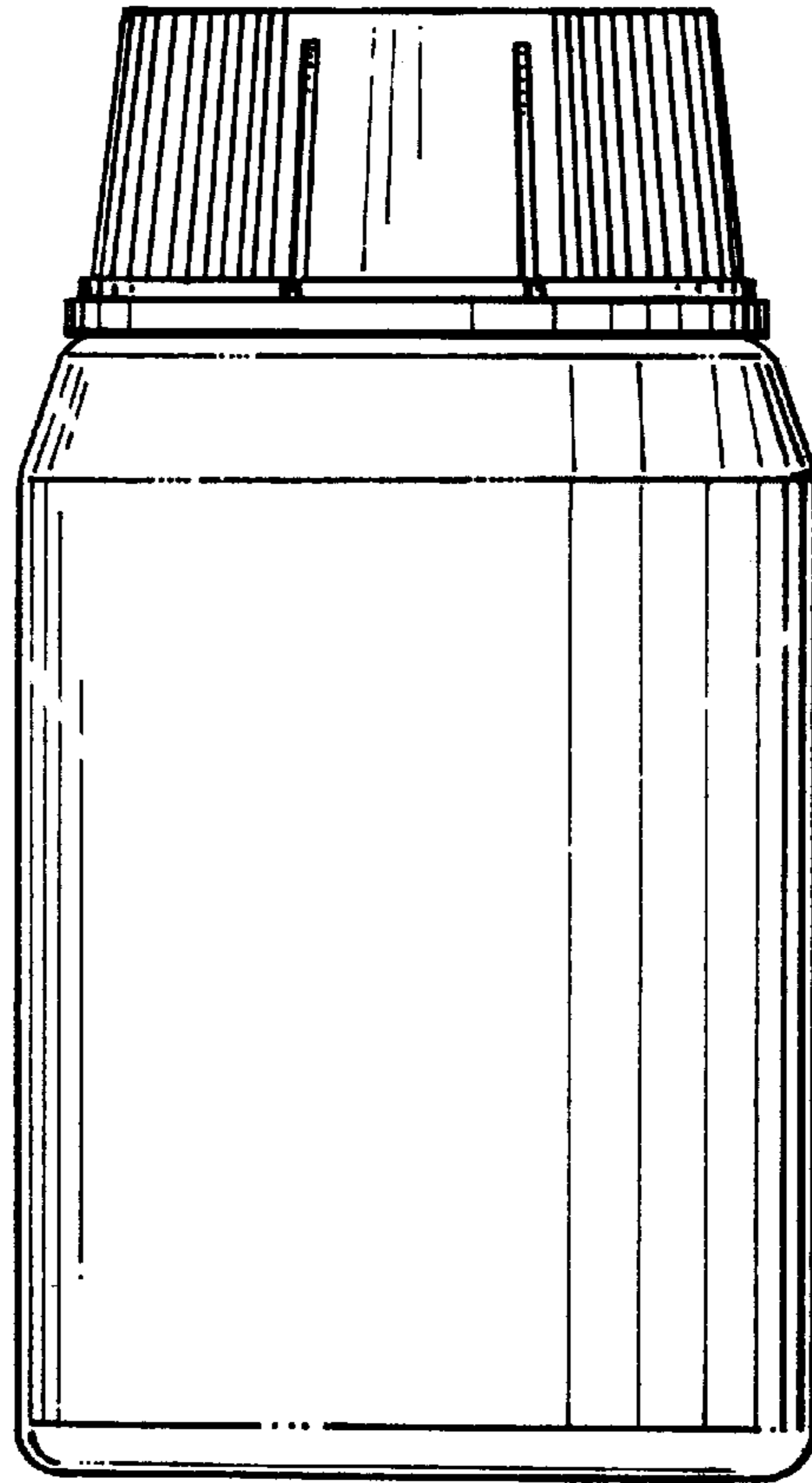


FIG. 3

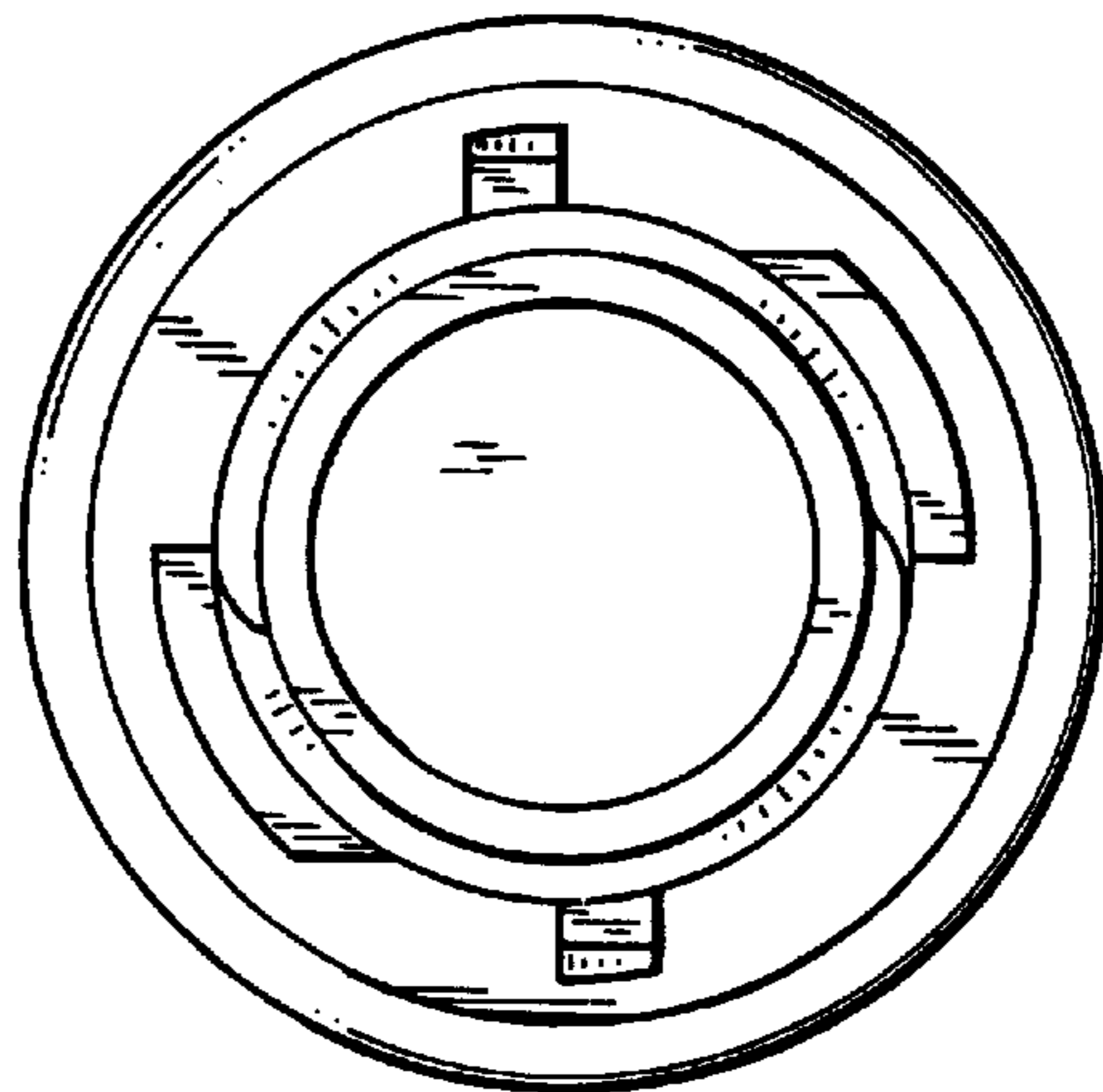


FIG. 4

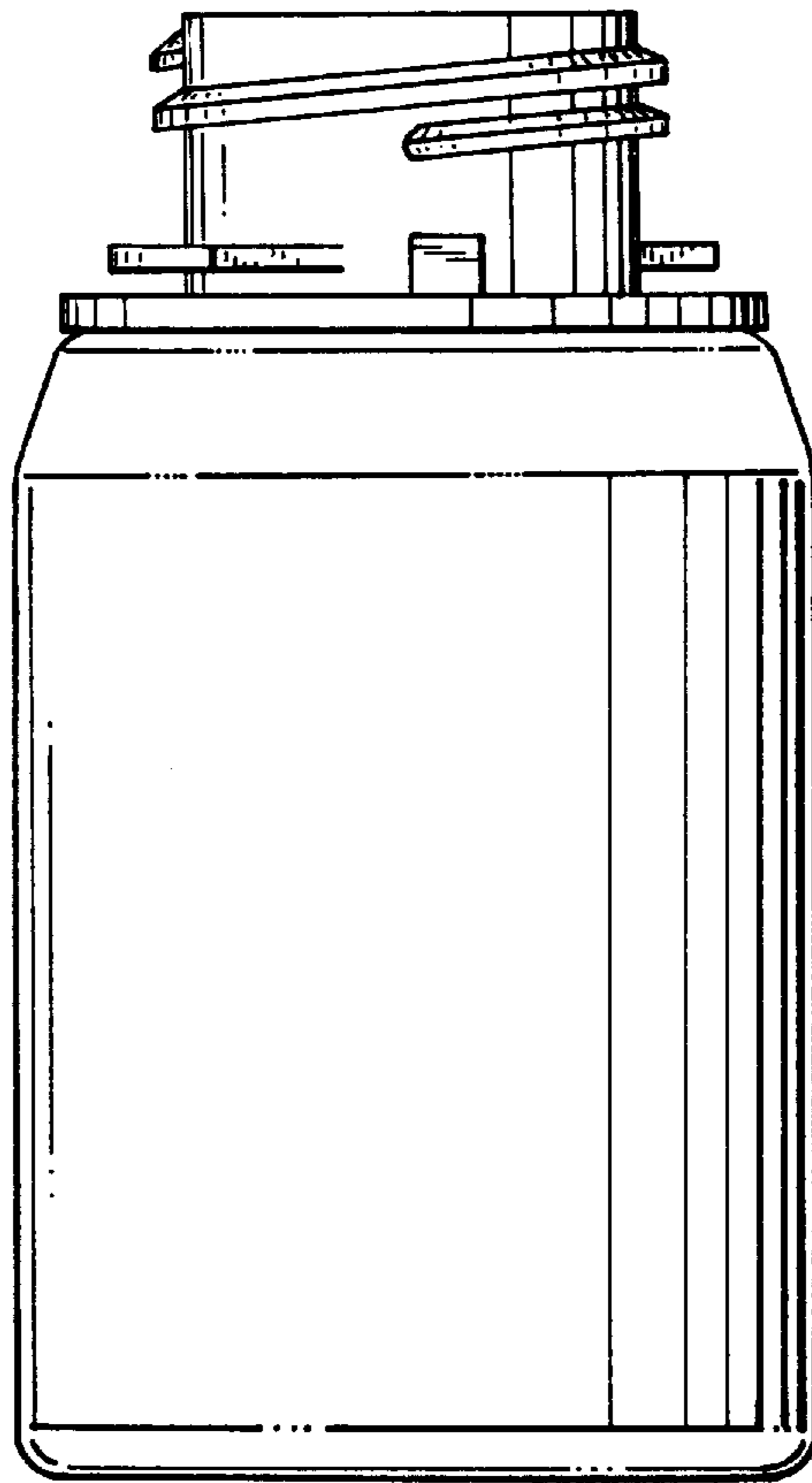


FIG. 5