



US00D405365S

United States Patent [19]

Herbruck

[11] Patent Number: Des. 405,365

[45] Date of Patent: **Feb. 9, 1999

[54] EGG CARTON FOR EGGS AND OTHER INGREDIENTS

[75] Inventor: Stephen H. Herbruck, Saranac, Mich.

[73] Assignee: Herbruck's Poultry Ranch, Saranac, Mich.

[**] Term: 14 Years

[21] Appl. No.: 88,810

[22] Filed: Jun. 1, 1998

Related U.S. Application Data

[62] Division of Ser. No. 82,173, Jan. 16, 1998.

[51] LOC (6) Cl. 09-03

[52] U.S. Cl. D9/341

[58] Field of Search D9/341, 345, 347, D9/348; 206/521, 521.1, 521.15, 521.7, 521.8; 220/508

References Cited

U.S. PATENT DOCUMENTS

D. 165,856	2/1952	Mytinger	D58/13
D. 222,828	1/1972	Giraudet et al.	D9/341
D. 240,712	7/1976	Moller	D9/341
D. 262,355	12/1981	Oakley	D9/345
D. 306,263	2/1990	Kerr et al.	D9/428
D. 349,456	8/1994	Wilson	D9/347
D. 363,021	10/1995	Lombard	D9/415
2,569,681	10/1951	Lennon	206/521.8
2,668,652	2/1954	Russell	206/521.1
2,843,304	7/1958	Reifers	206/521.1
2,909,304	10/1959	Powell	222/130
3,131,846	5/1964	Whiteford	229/2.5

3,430,838	3/1969	Bessett	206/521.8
3,531,044	9/1970	Baker	229/44
3,547,658	12/1970	Melnick	99/113
3,569,914	3/1971	Ahlmeyer	229/44
3,655,110	4/1972	Eisenbach	229/2.5
3,779,370	12/1973	Snow et al.	206/45.31
3,905,506	9/1975	Florian	220/23.8
4,693,205	9/1987	Thill	118/13
4,899,881	2/1990	Girard et al.	206/457
5,308,630	5/1994	Nordahl	426/270
5,312,634	5/1994	Griesbach et al.	426/106
5,674,546	10/1997	Barnes et al.	426/120

FOREIGN PATENT DOCUMENTS

2623781	11/1987	France .
3324462	1/1955	Germany .
3512022	10/1976	Germany .

Primary Examiner—Ted Shooman
Assistant Examiner—Nanda Bondade
Attorney, Agent, or Firm—Price, Heneveld, Cooper, DeWitt & Litton

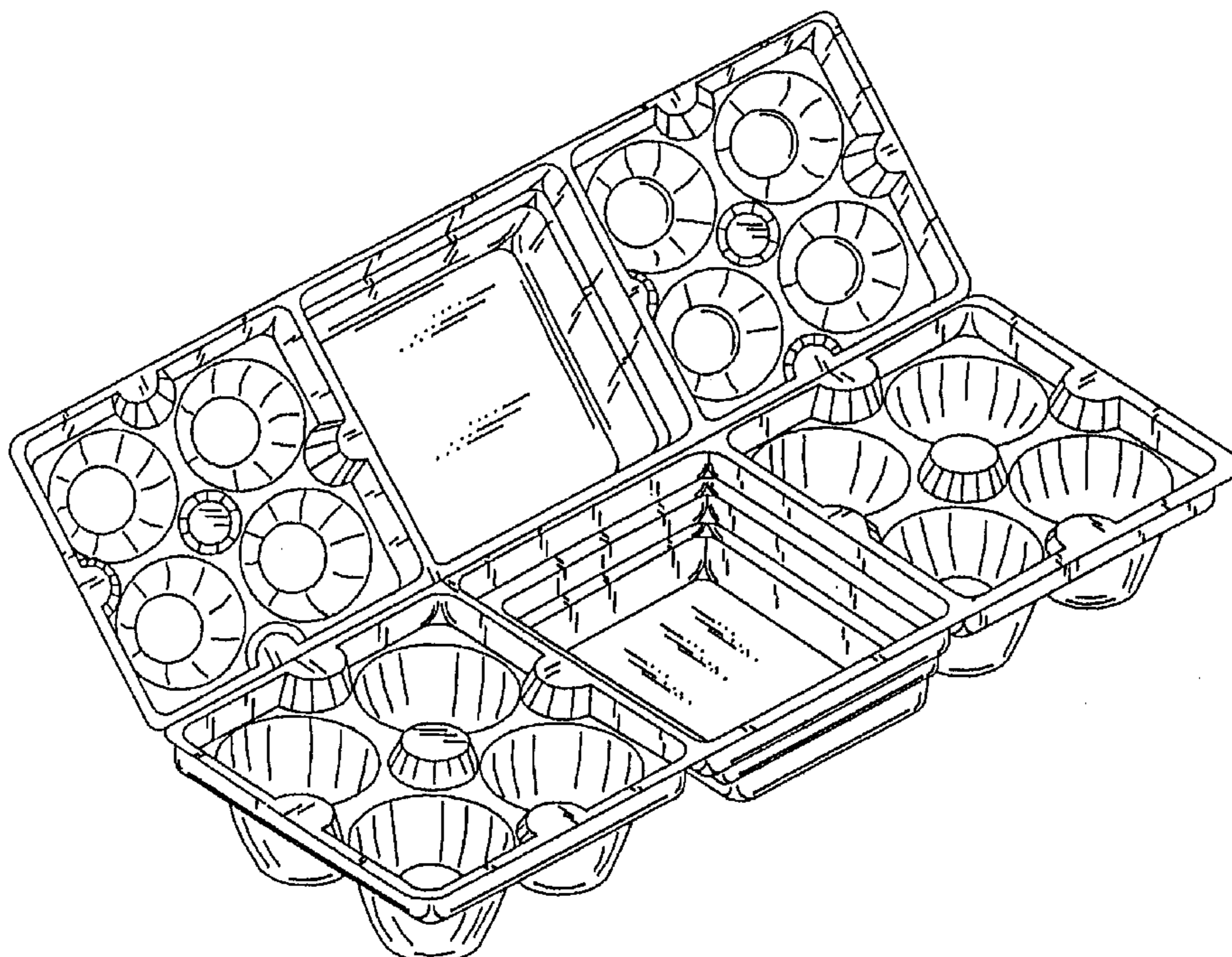
[57] CLAIM

I claim the ornamental design for an egg carton for eggs and other ingredients, as shown and described.

DESCRIPTION

FIG. 1 is a perspective view of an egg carton for eggs and other ingredients showing my new design;
FIG. 2 is a top plan view thereof the bottom plan view being identical;
FIG. 3 is an end elevational view thereof, the opposite end being a mirror image thereof;
FIG. 4 is a front side elevational view thereof; and,
FIG. 5 is a rear side elevational view thereof.

1 Claim, 2 Drawing Sheets



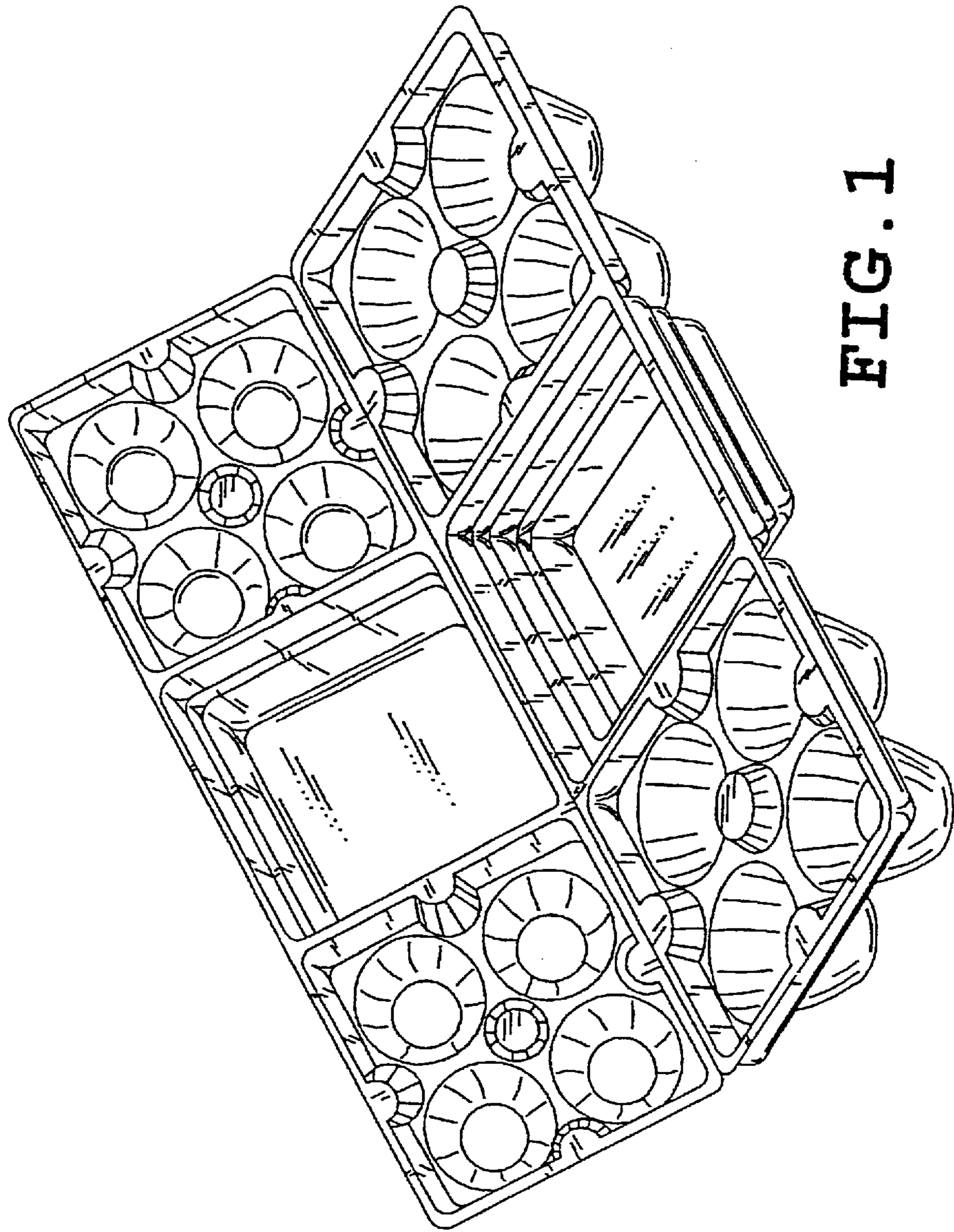


FIG. 1

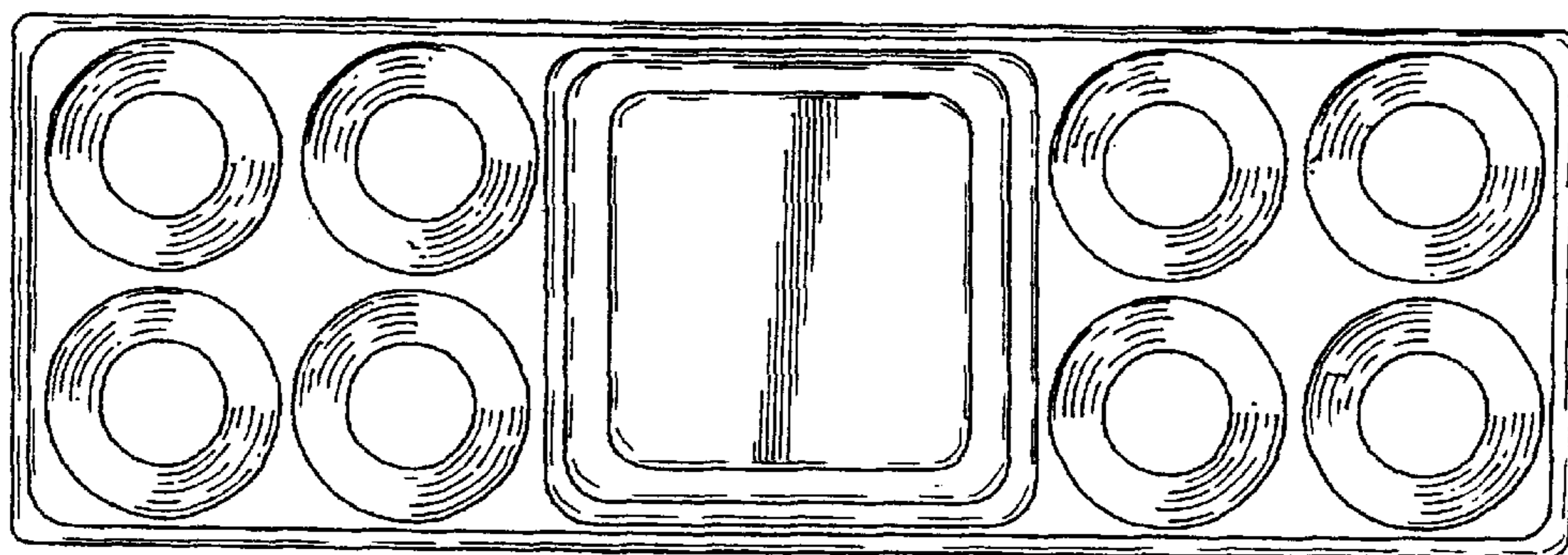


FIG. 2

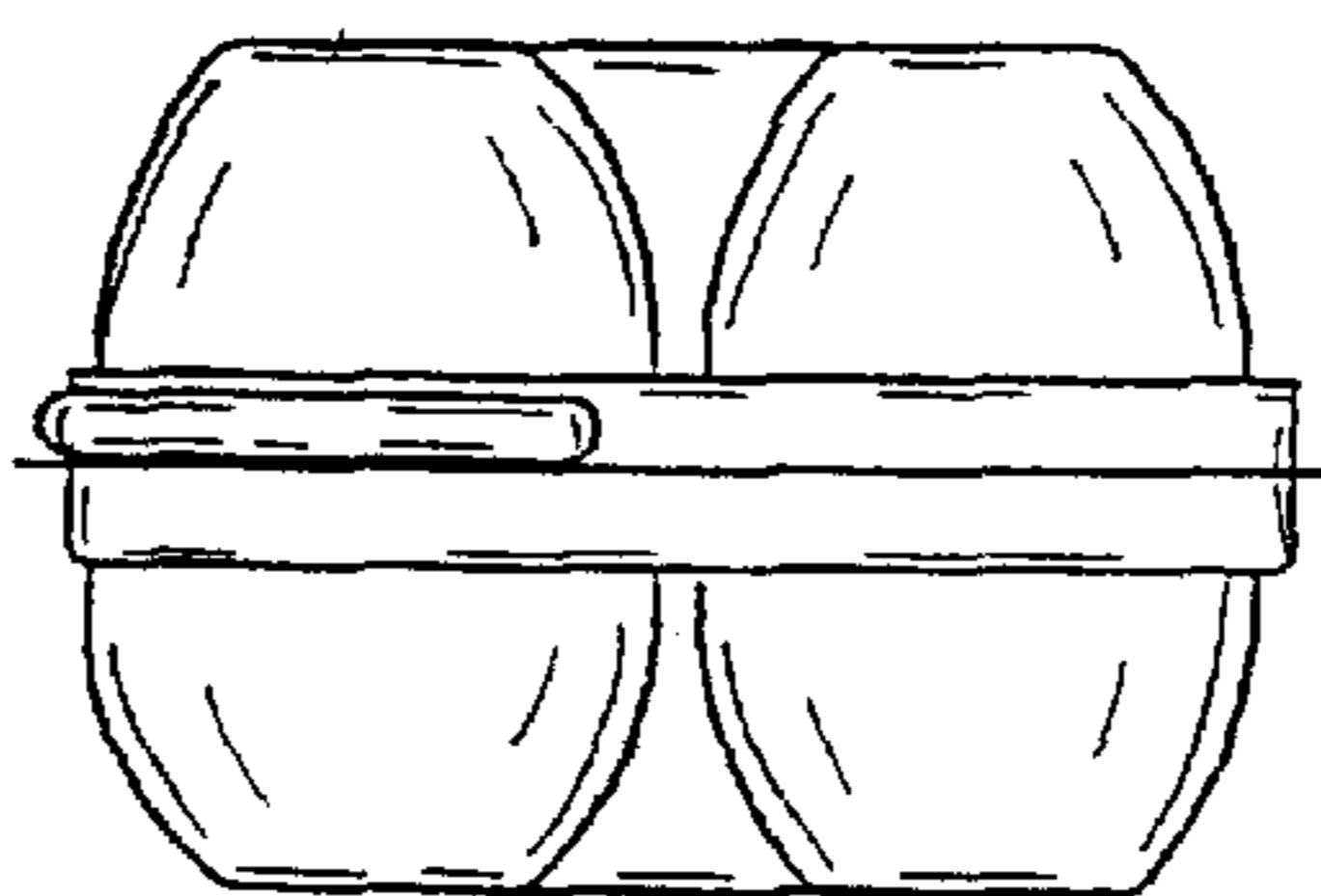


FIG. 3




FIG. 4




FIG. 5