



US00D405354S

United States Patent [19] Meausoone

[11] **Patent Number: Des. 405,354**

[45] **Date of Patent: **Feb. 9, 1999**

[54] **TUBE**

[75] Inventor: **Jean-Paul Meausoone**, Reims, France

[73] Assignee: **Cebal, S.A.**, Clichy, France

[**] Term: **14 Years**

[21] Appl. No.: **64,835**

[22] Filed: **Jan. 10, 1997**

[30] Foreign Application Priority Data

Jul. 12, 1996 [XH] Hague Agreement DM036968

[51] **LOC (6) Cl.** **09-01**

[52] **U.S. Cl.** **D9/302**

[58] **Field of Search** D9/302, 431, 432,
D9/529, 560; 222/92, 94, 95, 107, 215;
229/110

[56] References Cited

U.S. PATENT DOCUMENTS

D. 168,932	3/1953	Frydlender	D9/529
D. 316,221	4/1991	Dombroski	D9/302
D. 322,563	12/1991	Grandesso et al.	D9/560
D. 349,449	8/1994	Linner	D9/302

D. 357,865	5/1995	Hansen	D9/503
D. 363,428	10/1995	Halm	D9/302
D. 376,975	12/1996	Hiro et al.	D9/302
3,581,940	6/1971	Cella	222/94
4,063,679	12/1977	Henry	229/110 X
4,126,249	11/1978	Wood	D9/302 X
5,505,338	4/1996	Gueret	222/95 X
5,628,429	5/1997	Usen et al.	222/94 X

Primary Examiner—James Gandy
Assistant Examiner—Cathron B. Matta
Attorney, Agent, or Firm—Dennison, Meserole, Pollack & Scheiner

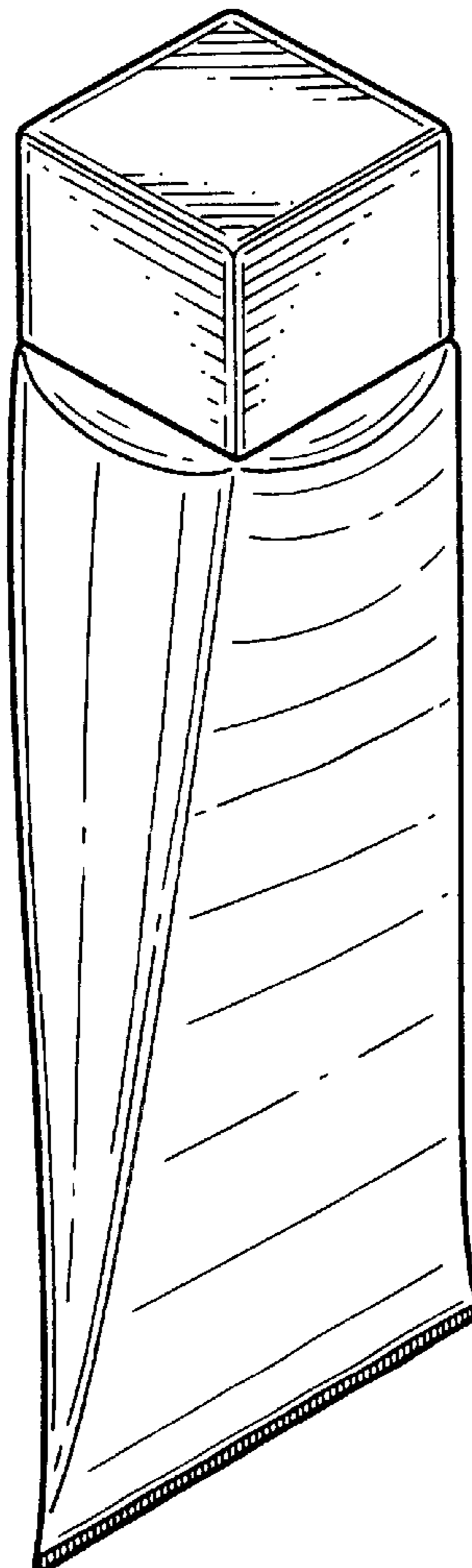
[57] CLAIM

The ornamental design for a tube, as shown and described.

DESCRIPTION

FIG. 1 is a front perspective view of the tube showing my new design;
FIG. 2 is a bottom view thereof;
FIG. 3 is a side view thereof, the other side view being a mirror image;
FIG. 4 is a front view thereof; and,
FIG. 5 is a top view.

1 Claim, 2 Drawing Sheets



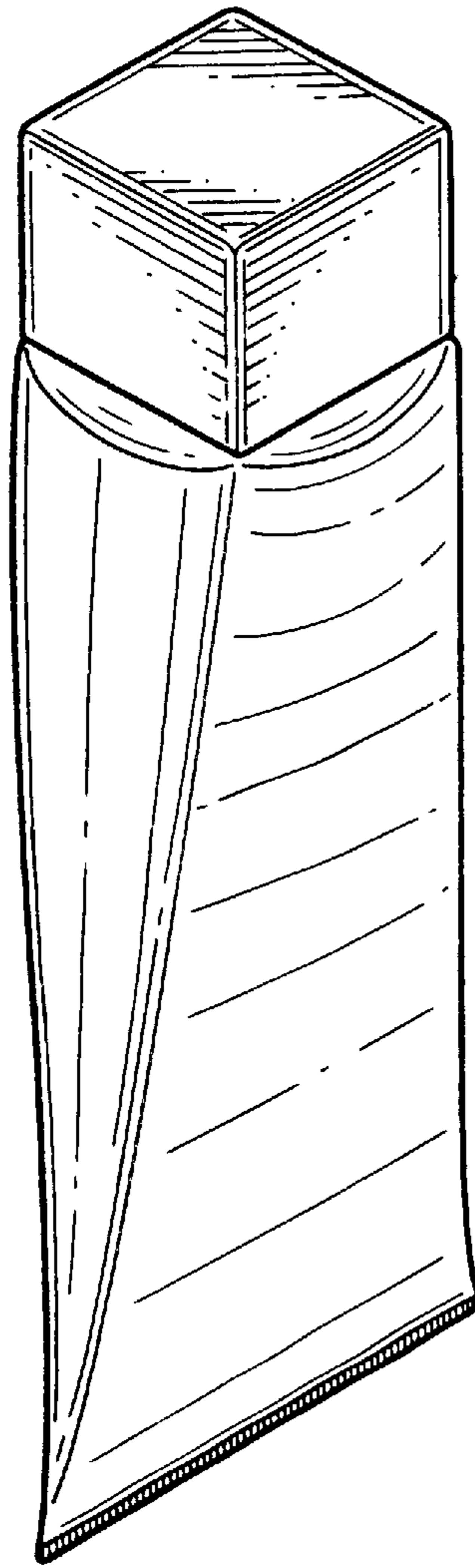


FIG. 1

FIG. 2

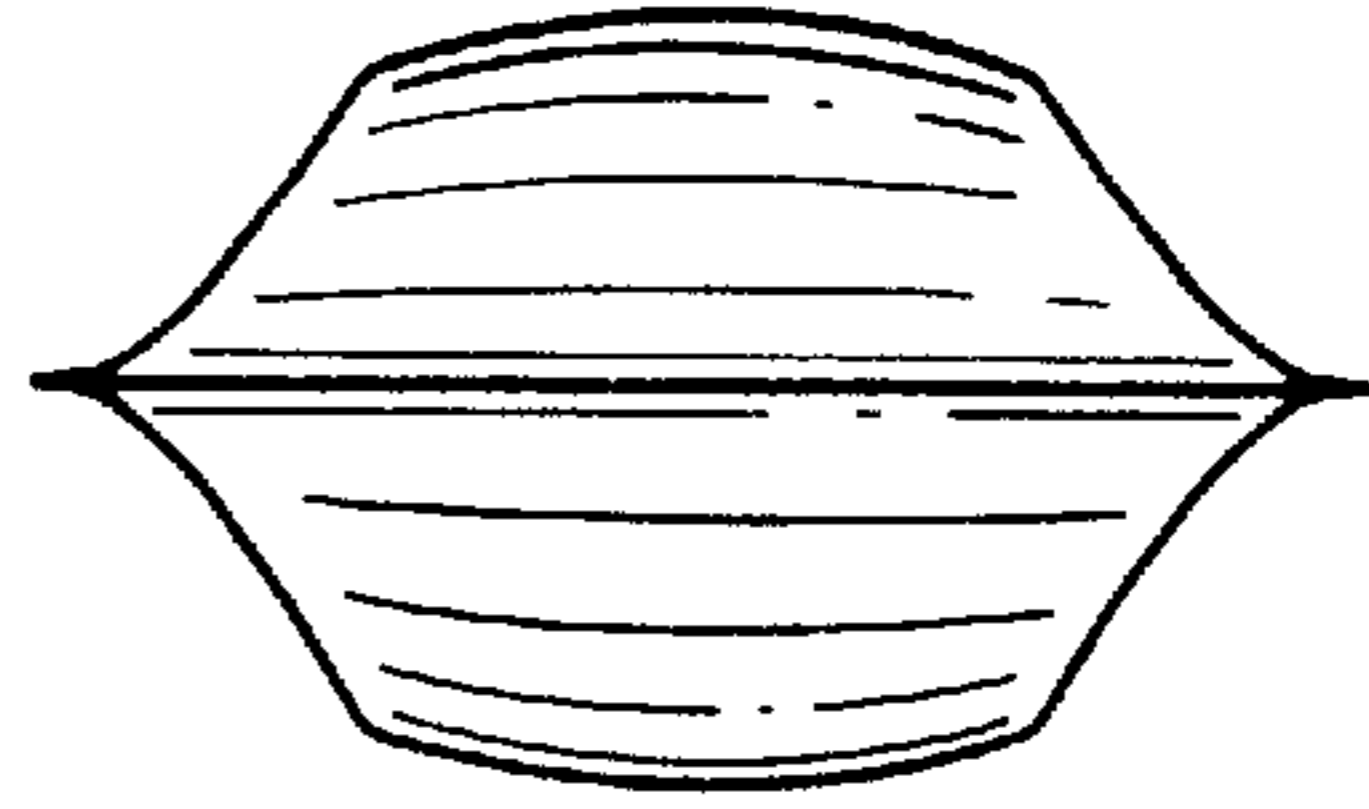


FIG. 3

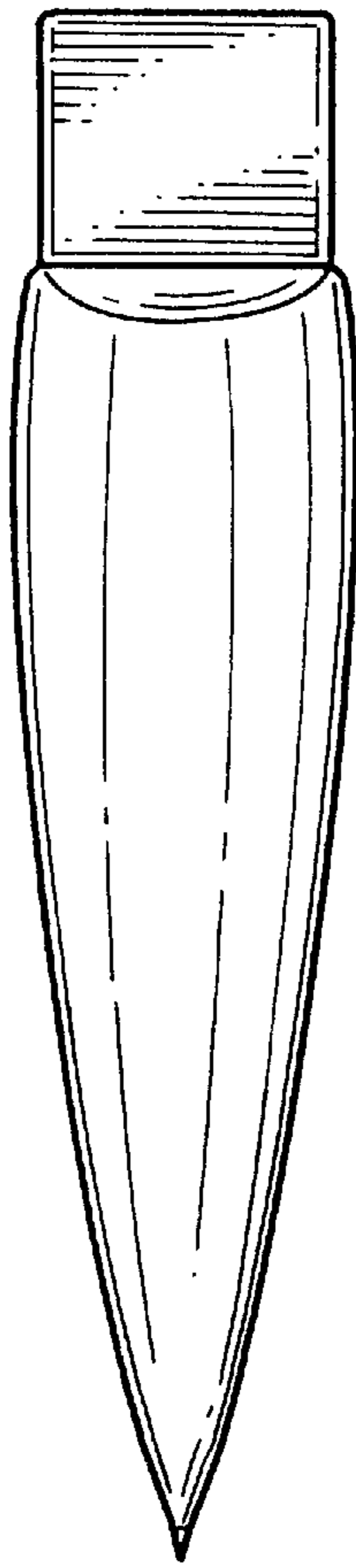


FIG. 4

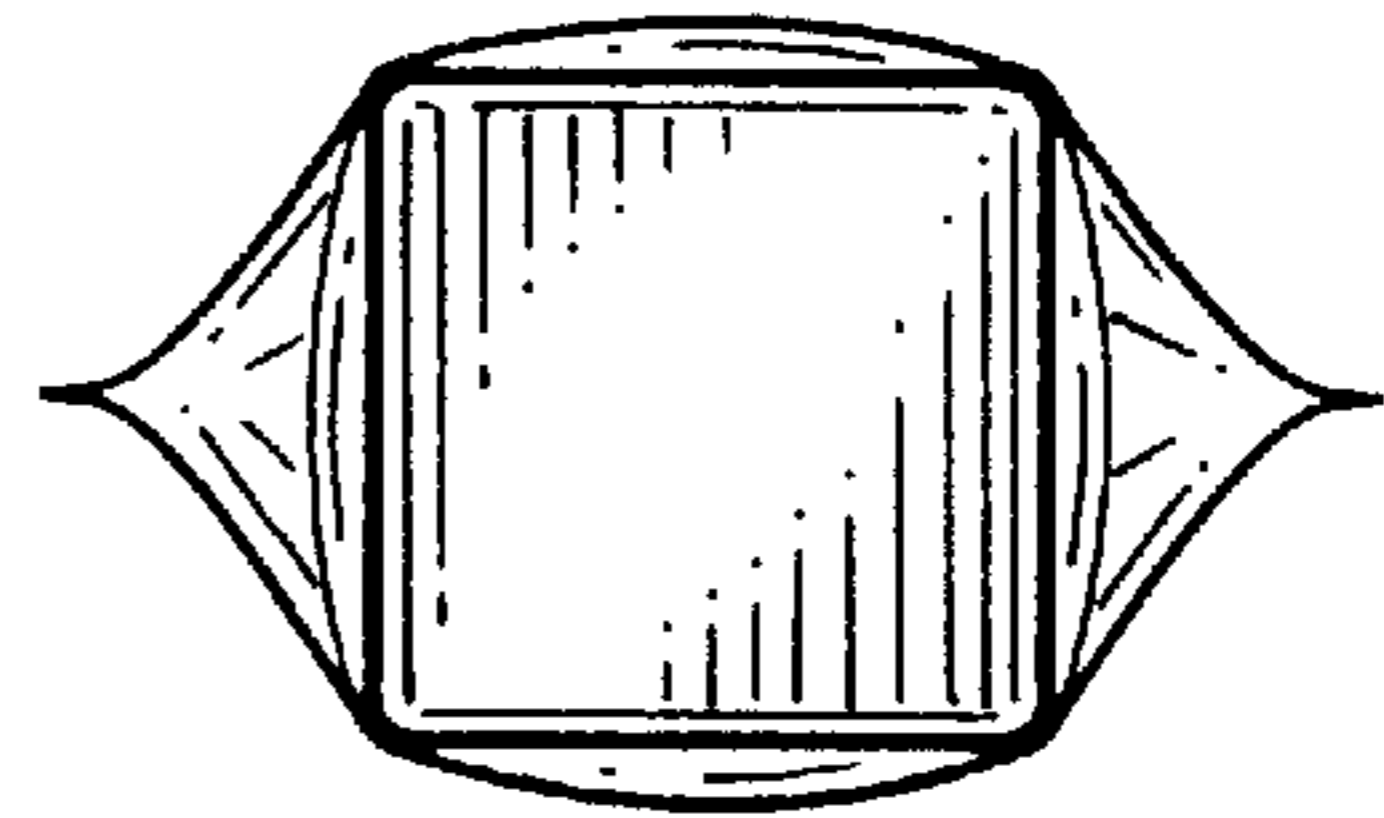
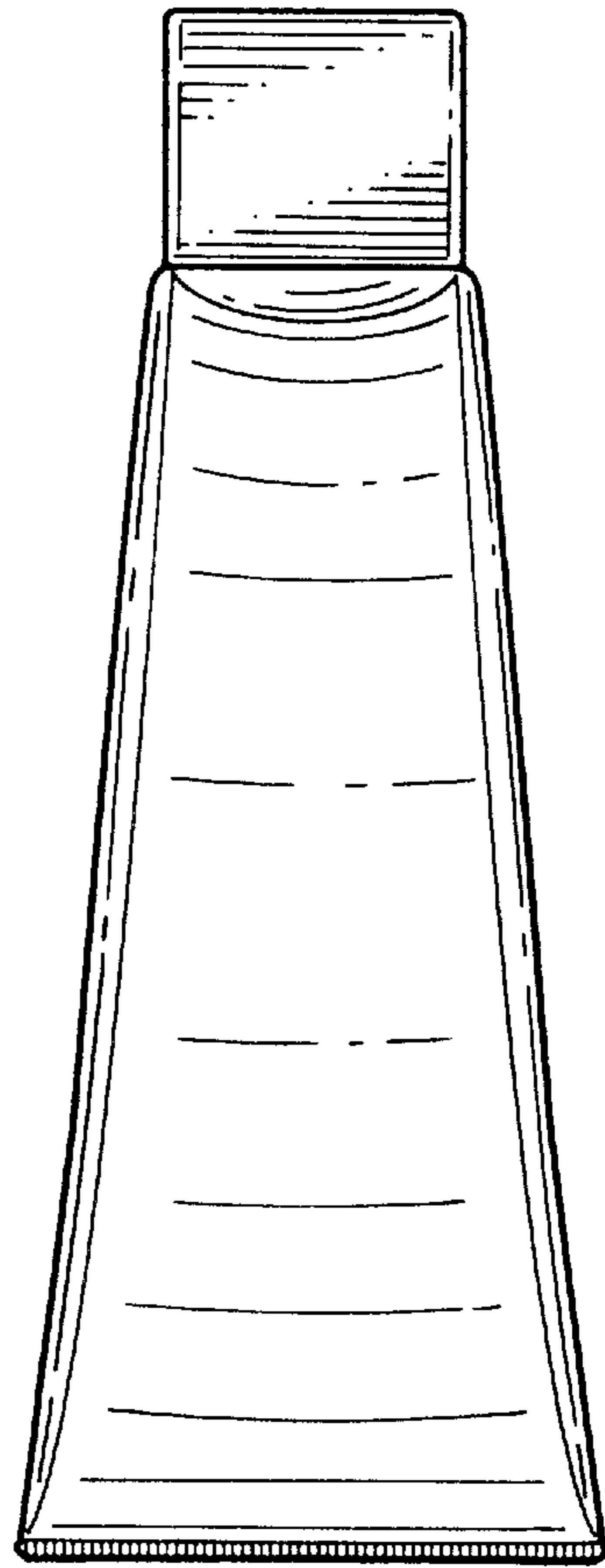


FIG. 5