



US00D405340S

United States Patent [19]

Sullivan et al.

[11] Patent Number: **Des. 405,340**

[45] Date of Patent: ****Feb. 9, 1999**

[54] **HANDLE FOR AN ULTRASONIC INSERT TOOL**

[75] Inventors: **John Sullivan**, Wappinger Falls; **Steven Abdelqader**, Thiells, both of N.Y.

[73] Assignee: **Coltene/Whaledent, Inc.**, Mahwah, N.J.

[**] Term: **14 Years**

[21] Appl. No.: **71,259**

[22] Filed: **Jul. 18, 1997**

[51] **LOC (6) Cl.** **08-05**

[52] **U.S. Cl.** **D8/107**

[58] **Field of Search** D8/107, 99, 4, D8/82, 83, 105, 14, 47, 88, 10, 51; 30/156, 162, 155, 125; 80/440, 427.5; 7/118, 167; 433/116, 86, 119; 310/26; 128/200.16, 200.14, 916; 606/1; D24/186, 133, 187; 600/443, 459

[56] **References Cited**

U.S. PATENT DOCUMENTS

- D. 302,787 8/1989 Wilson et al. D8/107
- D. 341,200 11/1993 Yoshimoto D24/133
- D. 356,934 4/1995 Lenox D8/88

- 3,076,904 2/1963 Kleesattel et al. .
- 3,930,173 12/1975 Banko .
- 3,956,826 5/1976 Perdreaux, Jr. .
- 4,492,574 1/1985 Warrin et al. .
- 4,820,152 4/1989 Warrin et al. .
- 5,094,617 3/1992 Carr 433/119
- 5,382,162 1/1995 Sharp .
- 5,395,240 3/1995 Paschke et al. .
- 5,431,565 7/1995 Envrard 433/119

Primary Examiner—Freda Nunn
Attorney, Agent, or Firm—Helfgott & Karas, PC.

[57] **CLAIM**

The ornamental design for a handle for an ultrasonic insert tool, as shown and described.

DESCRIPTION

FIG. 1 is a perspective view of a handle for an ultrasonic insert tool showing our new design wherein the broken lines are shown for illustrative purposes only and form no part of the claimed design;

FIG. 2 is a top view of the handle shown in FIG. 1;

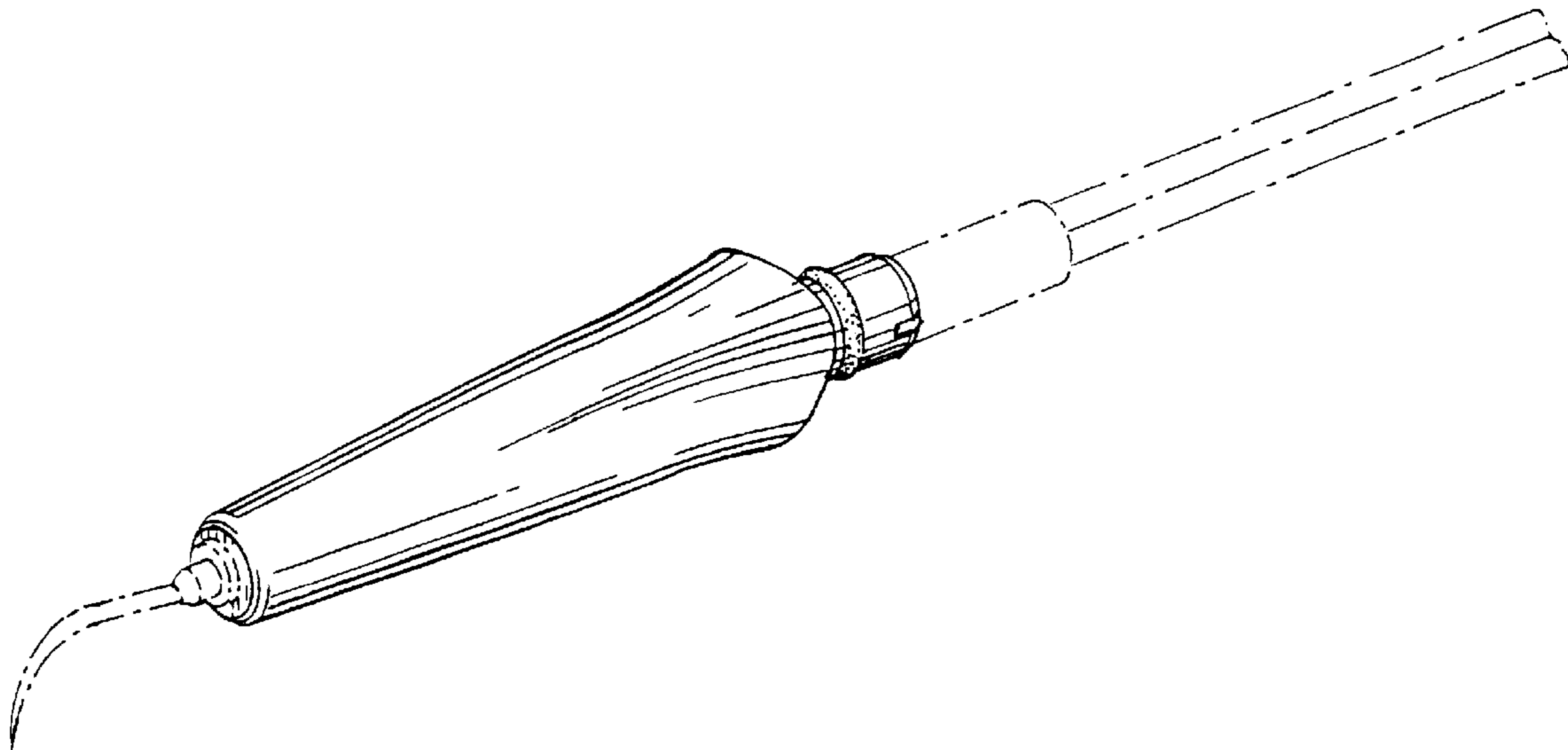
FIG. 3 is a front view of the handle shown in FIG. 1;

FIG. 4 is a side view of the handle shown in FIG. 1 with the other side being a mirror image thereto;

FIG. 5 is a rear view of the handle shown in FIG. 1; and,

FIG. 6 is a bottom view of the handle shown in FIG. 1.

1 Claim, 1 Drawing Sheet



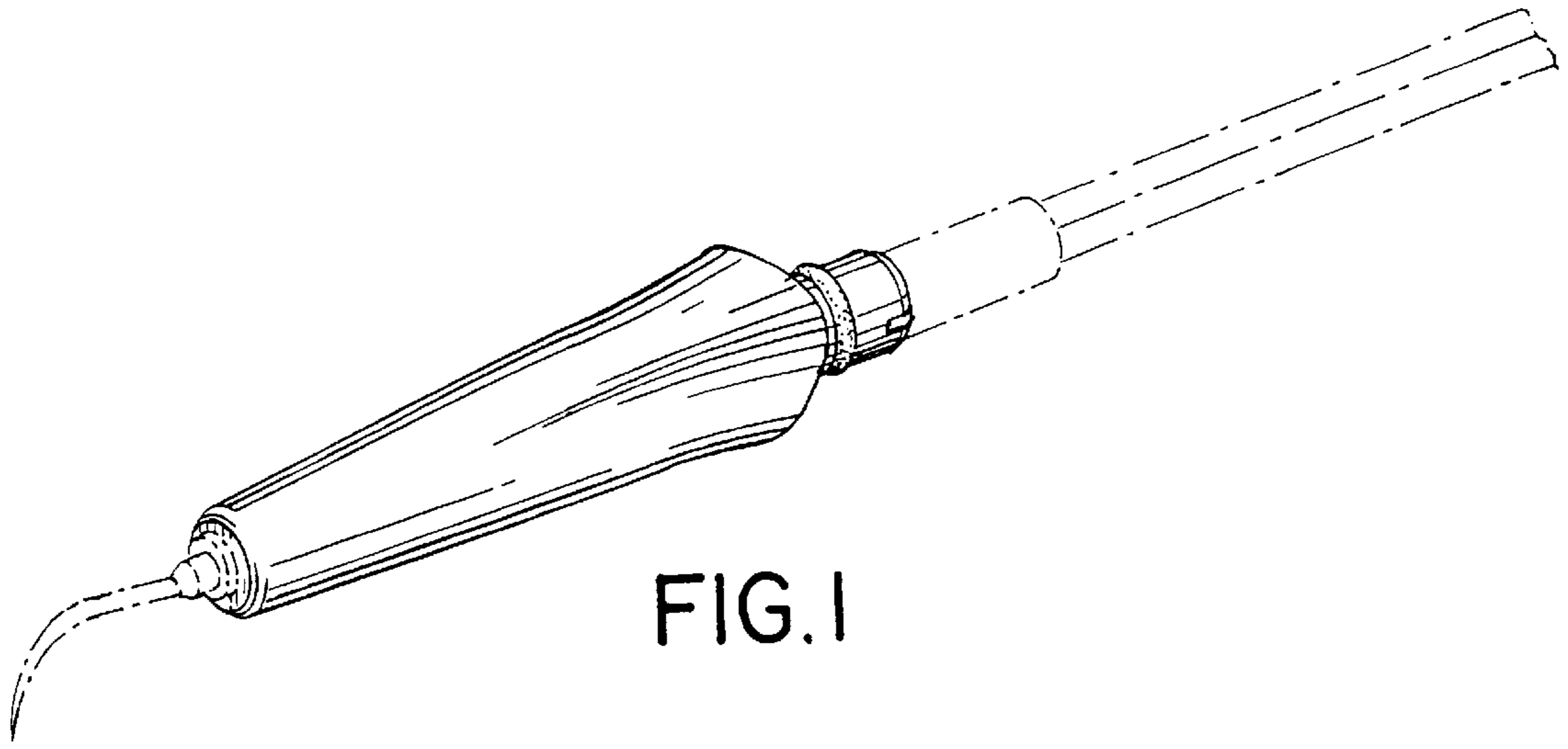


FIG. 1




FIG. 2

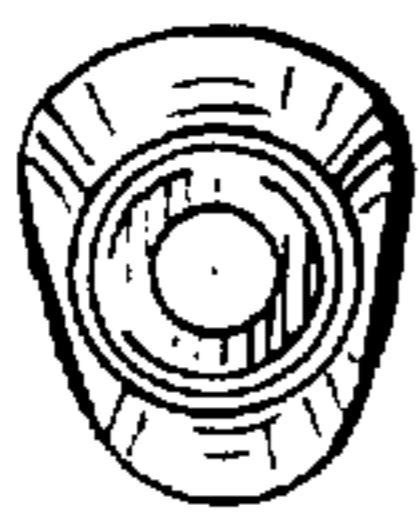


FIG. 3




FIG. 4

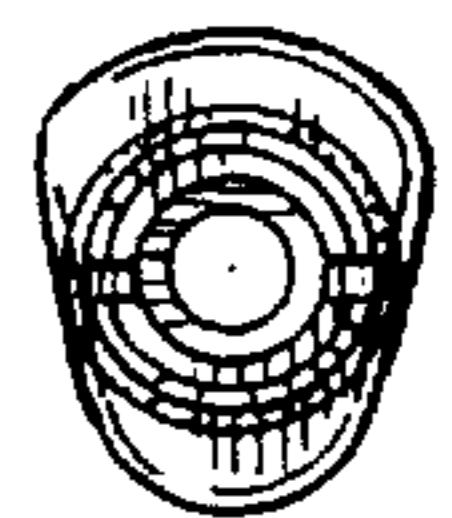


FIG. 5




FIG. 6