

US00D405319S

United States Patent [19]
Jarvis

[11] **Patent Number: Des. 405,319**

[45] **Date of Patent: ***Feb. 9, 1999**

[54] **DIMPLED TUMBLER**

[75] Inventor: **Charles W. Jarvis**, Irvine, Calif.

[73] Assignee: **Cambro Manufacturing Company**,
Huntington Beach, Calif.

[*] Notice: The term of this patent shall not extend beyond the expiration date of Pat. No. Des. 402,505.

[**] Term: **14 Years**

[21] Appl. No.: **86,306**

[22] Filed: **Apr. 9, 1998**

[51] **LOC (6) Cl.** **07-01**

[52] **U.S. Cl.** **D7/531; D7/523**

[58] **Field of Search** D7/536, 533, 510,
D7/511, 523, 509, 513, 512, 532, 534,
619, 622, 535, 531, 514; 220/755, 671,
771, 669; 265/382

[56] **References Cited**

U.S. PATENT DOCUMENTS

D. 207,718 5/1967 Benes D7/523

D. 212,024 8/1968 Benes D7/523
D. 229,007 11/1973 Hodges D7/523
D. 239,589 4/1976 Grant D7/523
D. 247,601 3/1978 Schreckengost D7/536
D. 267,850 2/1983 Groenwold et al. D7/523
D. 370,389 6/1996 Wilson D7/531
D. 370,830 6/1996 Wilson D7/531
D. 380,647 7/1997 Durand D7/531

Primary Examiner—M. N. Pandozzi
Attorney, Agent, or Firm—George F. Bethel; Patience K. Bethel

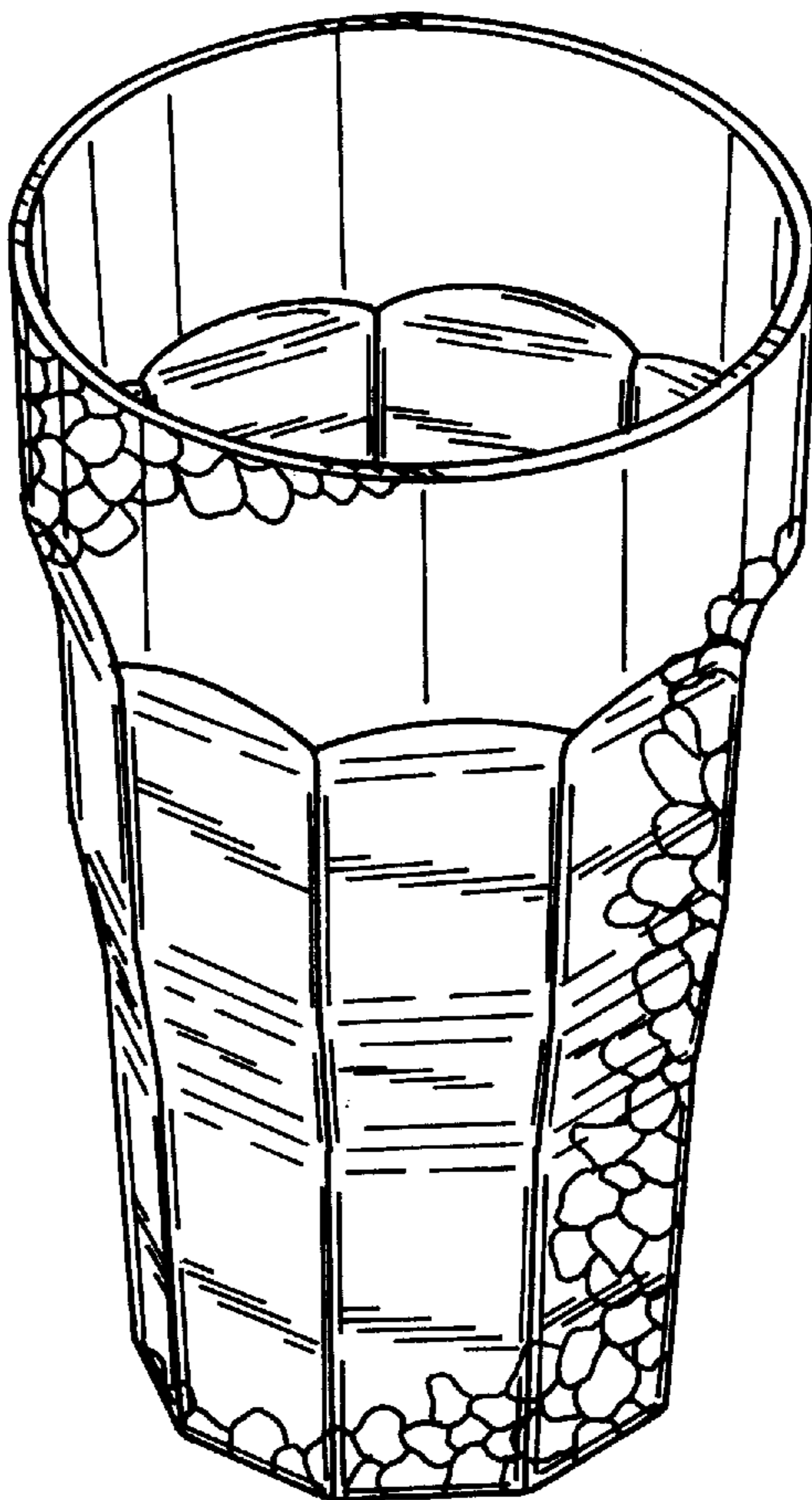
[57] **CLAIM**

The ornamental design for a dimpled tumbler, as shown and described.

DESCRIPTION

FIG. 1 shows a perspective view of the front and top of the dimpled tumbler of this invention;
FIG. 2 show a frontal perspective view of the bottom looking upwardly from the bottom of the tumbler;
FIG. 3 shows the back of the tumbler opposite from that shown in FIG. 1; and,
FIG. 4 shows a plan view downwardly from the top of the tumbler.

1 Claim, 1 Drawing Sheet



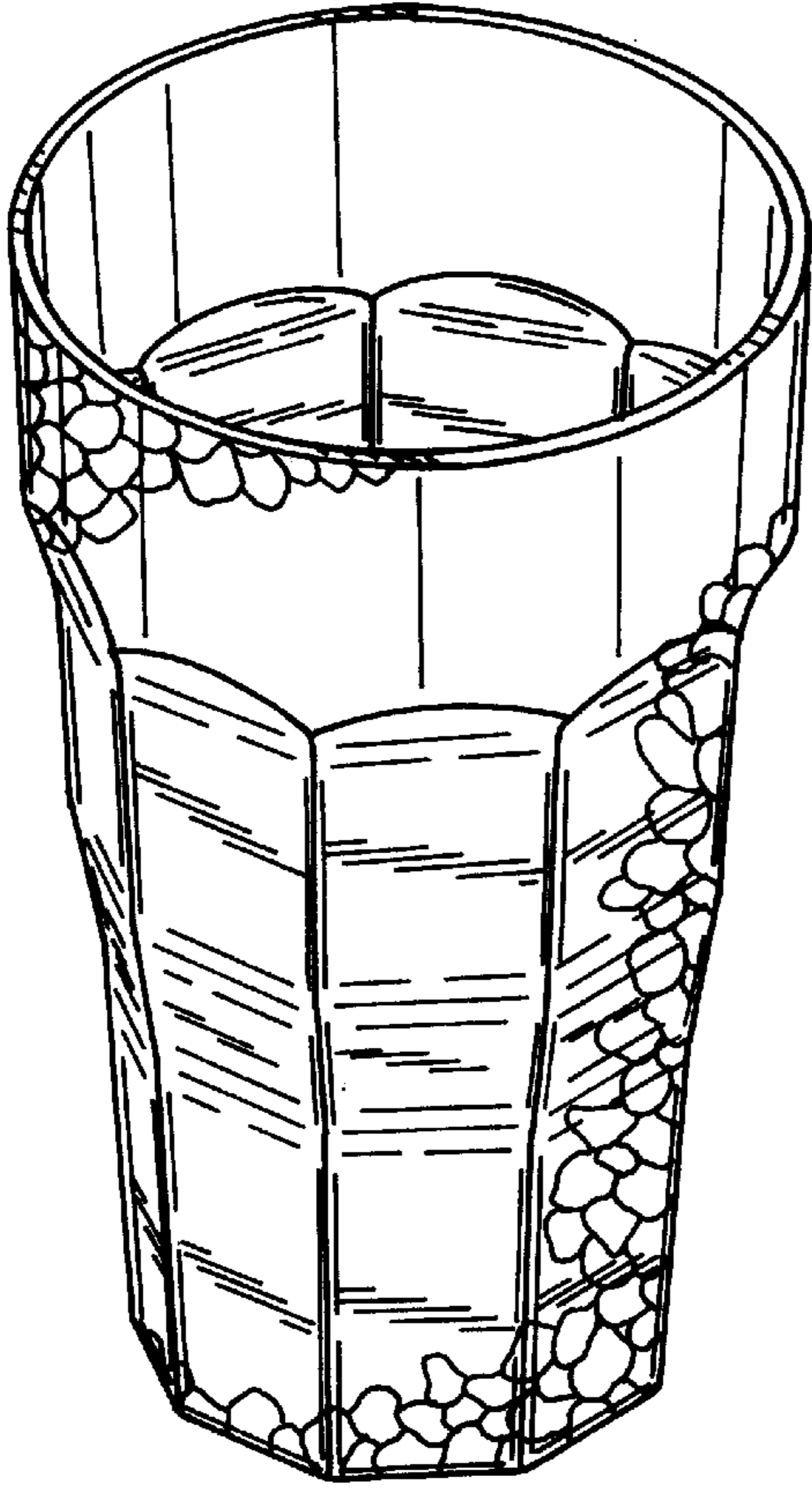


FIG. 1

FIG. 2

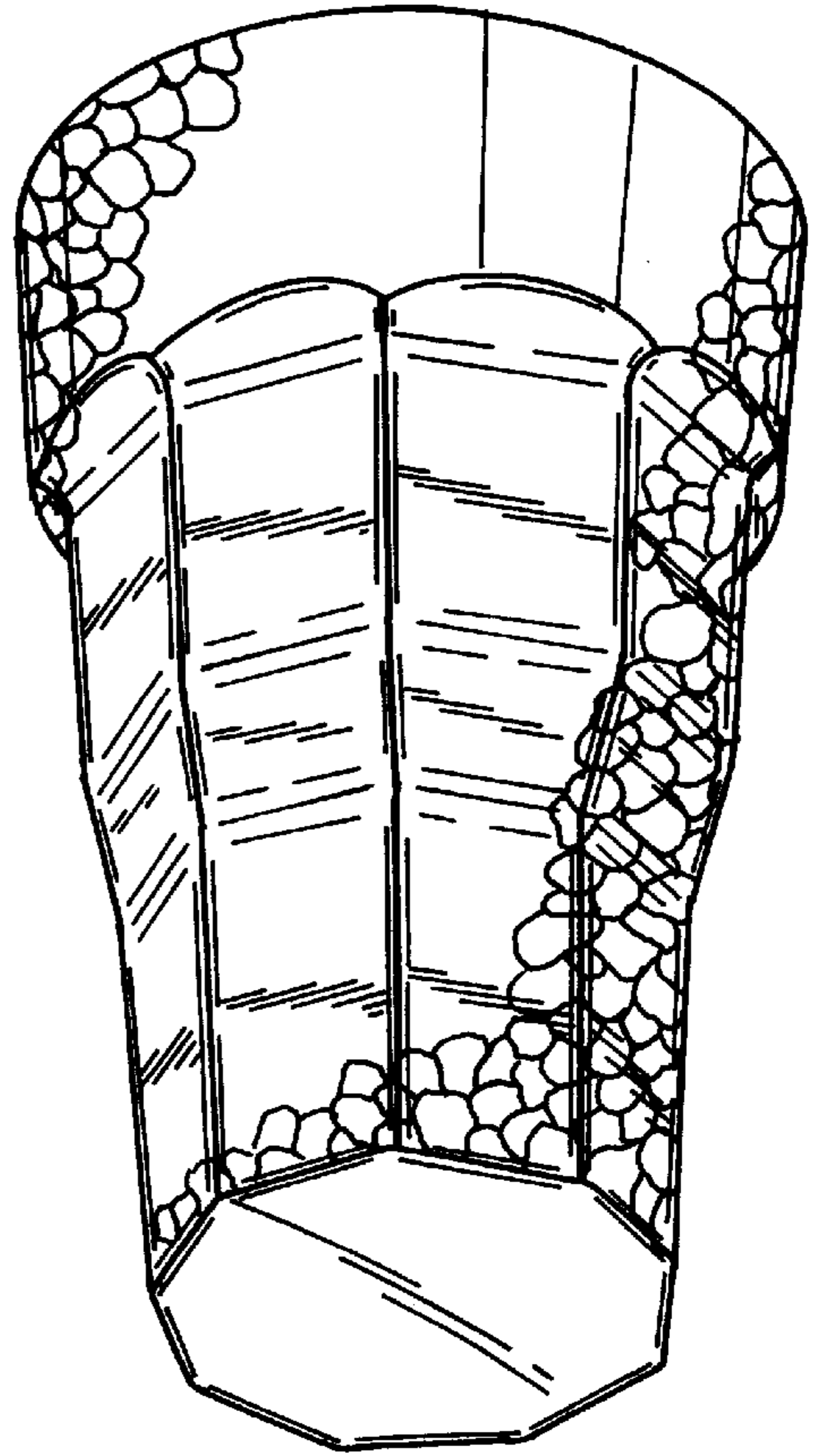


FIG. 3




FIG. 4

