

US00D405317S

United States Patent [19] Ehrlich

[11] **Patent Number:** **Des. 405,317**

[45] **Date of Patent:** ****Feb. 9, 1999**

[54] **DRINKING MUG**

[75] Inventor: **Michael E. Ehrlich**, Fort Lee, N.J.

[73] Assignee: **American Marketing Enterprises**,
New York, N.Y.

[**] Term: **14 Years**

[21] Appl. No.: **89,189**

[22] Filed: **Jun. 9, 1998**

[51] **LOC (6) Cl.** **07-01**

[52] **U.S. Cl.** **D7/515; D7/536**

[58] **Field of Search** D7/536, 533, 514,
D7/515, 509, 393, 396.2; 820/737, 739,
425, 713

[56] **References Cited**

U.S. PATENT DOCUMENTS

D. 37,298	1/1905	Maddock	D7/515
D. 101,958	11/1936	Kogan	D7/515
D. 167,545	8/1952	Ehrlich	D7/515

D. 254,463	3/1980	Wilson	D7/536
D. 334,869	4/1993	Mills	D7/605
D. 351,314	10/1994	Sokloski et al.	D7/536
D. 375,656	11/1996	Wilson	D7/515
D. 382,173	8/1997	Cogswell	D7/507
D. 384,246	9/1997	McKnight	D7/509

Primary Examiner—M. N. Pandozzi
Attorney, Agent, or Firm—Cohen, Pontani, Lieberman & Pavane

[57] **CLAIM**

The ornamental design for a drinking mug, as shown and described.

DESCRIPTION

FIG. 1 is a front view, the rear view being a mirror image thereof, of a drinking mug showing my new design; FIG. 2 is a top plan view thereof; FIG. 3 is a right side view thereof; FIG. 4 is a left side view thereof; and, FIG. 5 is a bottom plan view thereof.

1 Claim, 3 Drawing Sheets




FIG. 1




FIG. 2

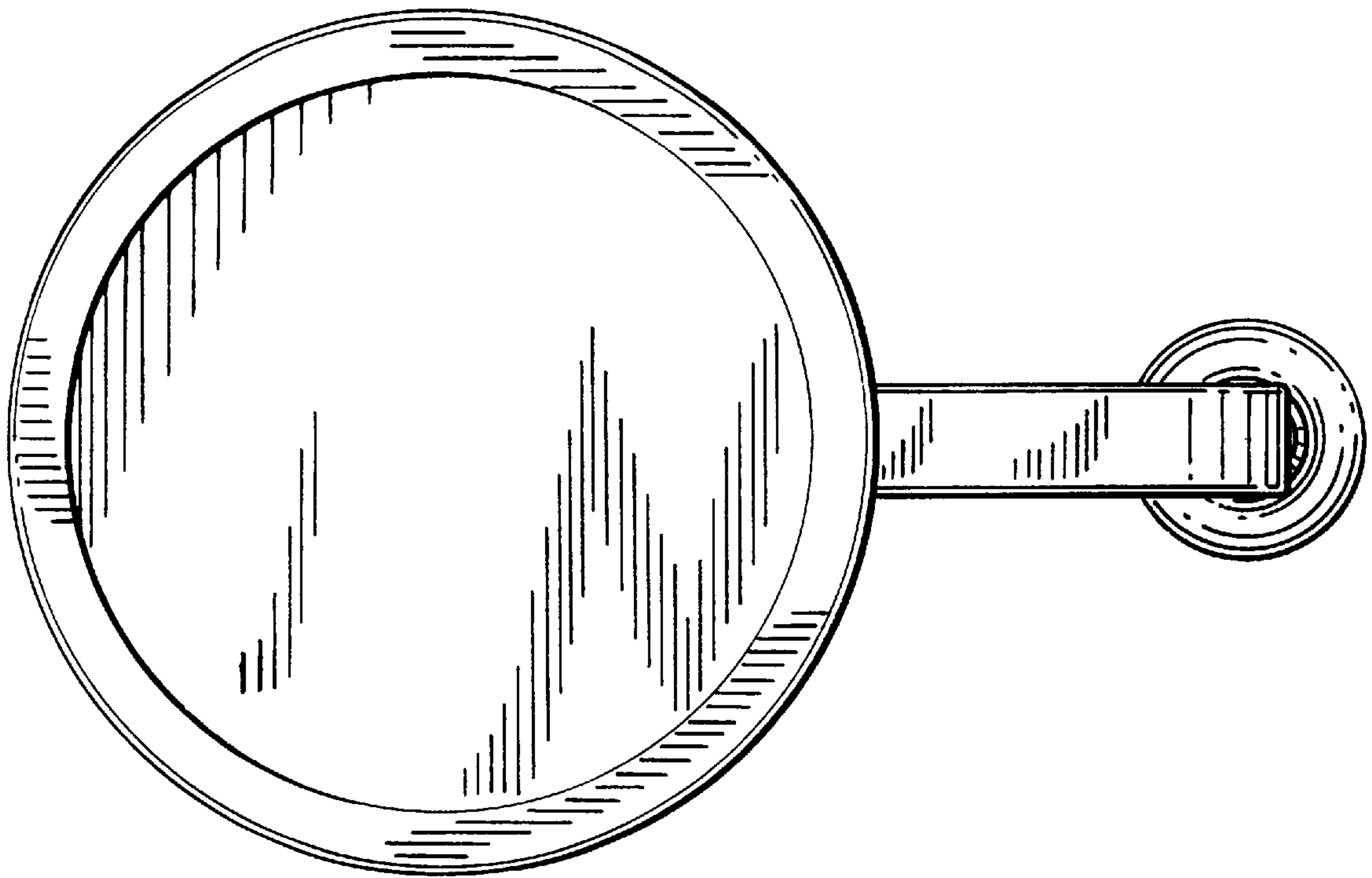
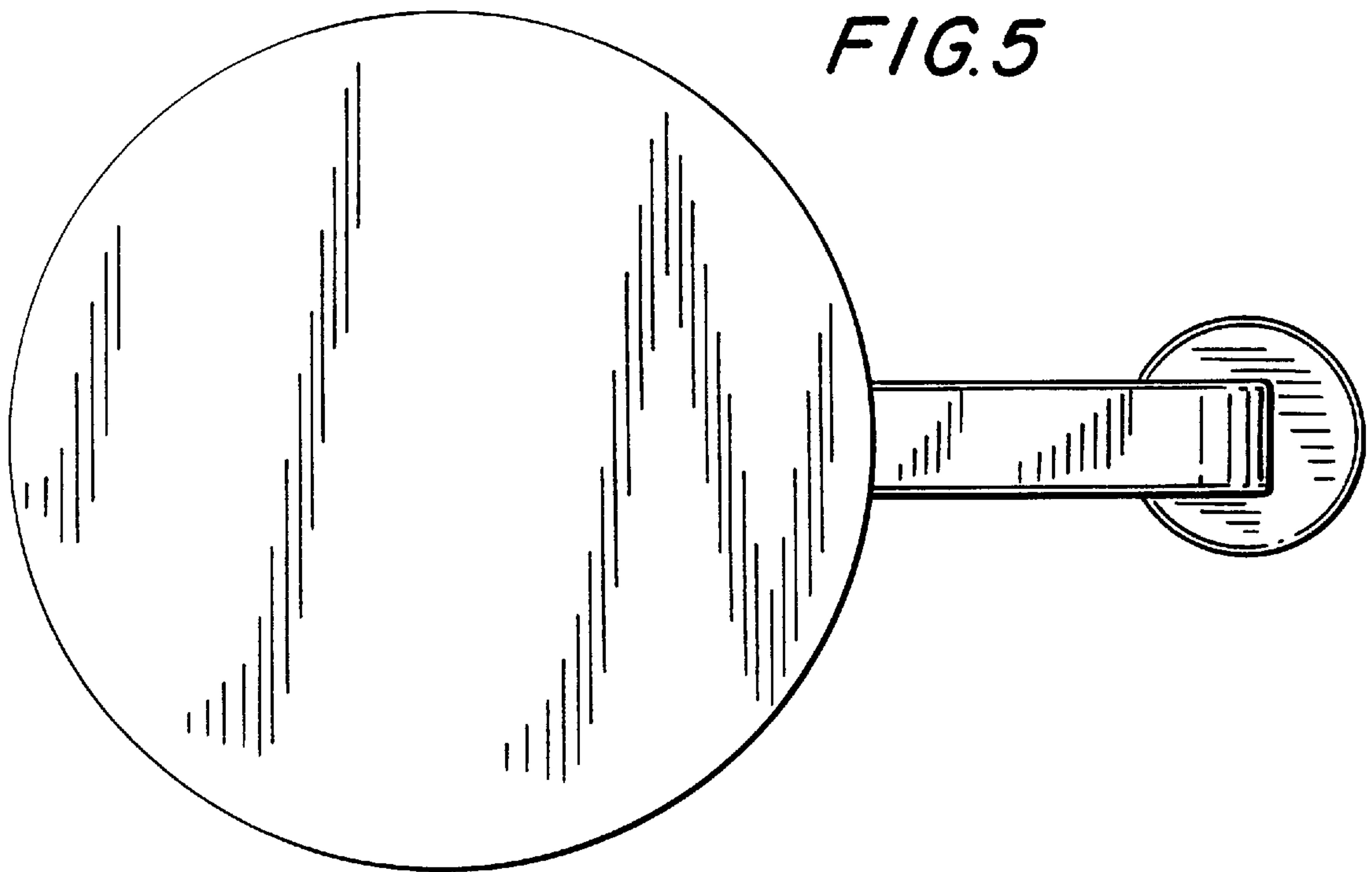


FIG. 5






FIG. 4

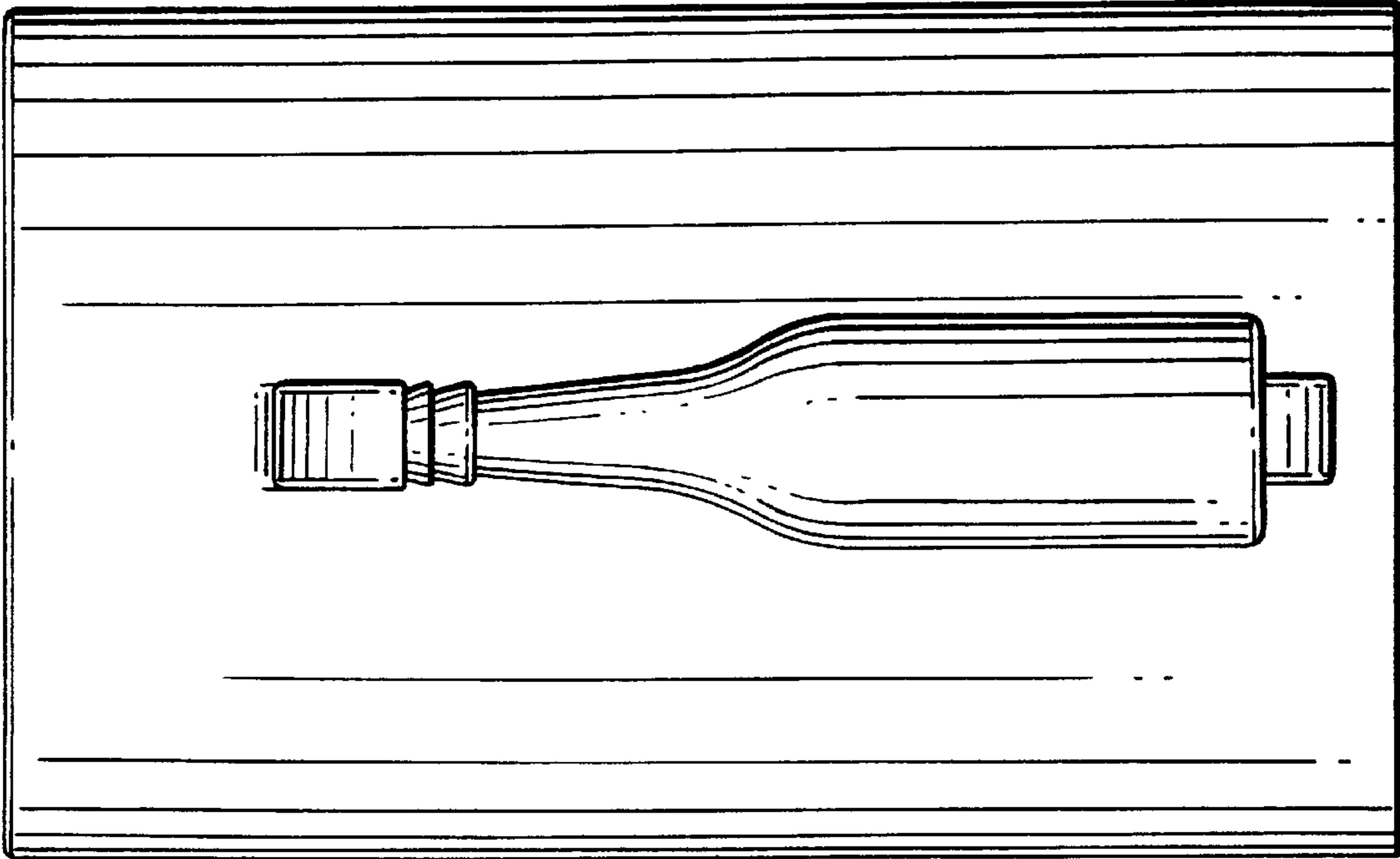


FIG. 3