

US00D405313S

United States Patent [19]

Kroscher et al.

[11] Patent Number: **Des. 405,313**

[45] Date of Patent: ****Feb. 9, 1999**

[54] **MATING COOKWARE COVER AND VESSEL HANDLES**

[75] Inventors: **Todd W. Kroscher**, Two Rivers;
Deborah M. Lonneman, Manitowoc;
Gerry T. Paul, Whitelaw, all of Wis.

[73] Assignee: **Newell Operating Company**, Freeport, Ill.

[**] Term: **14 Years**

[21] Appl. No.: **89,767**

[22] Filed: **Jun. 23, 1998**

[51] **LOC (6) Cl.** **07-02**

[52] **U.S. Cl.** **D7/395**

[58] **Field of Search** D7/354-361, 393,
D7/395; D8/107; 16/110 R, 110 A, 114 A;
294/27.1, 31.1

[56] References Cited

U.S. PATENT DOCUMENTS

D. 109,481	5/1938	Jackson	D7/354
D. 202,512	10/1965	Imhoff	D7/395
D. 204,996	6/1966	Lepoix	D7/354
218,411	8/1879	Wassmer et al.	126/275 R
D. 326,980	6/1992	Lin	D7/395
377,712	2/1888	Eymer	220/23.4
D. 384,243	9/1997	Nicollet	D7/395
D. 392,151	3/1998	Munari	D7/395
950,844	3/1910	Dolan	220/912 X
2,177,487	10/1939	Howlett	220/912 X

3,272,547	9/1966	Pryce	294/31.1
3,306,648	2/1967	Serio	294/27.1
4,873,918	10/1989	Goldman	99/403
4,982,656	1/1991	Stone	99/403
5,033,453	7/1991	Loyd et al.	126/373 X
5,086,939	2/1992	Foulkes, Jr.	220/912 X
5,307,951	5/1994	Kuhn	220/912 X
5,377,859	1/1995	Hacker	220/912 X
5,415,082	5/1995	Nagao	220/912 X
5,615,607	4/1997	Delaquis et al.	220/912 X

Primary Examiner—Caron D. Veynar
Attorney, Agent, or Firm—Foley & Lardner

[57] CLAIM

The ornamental design for mating cookware cover and vessel handles, as shown.

DESCRIPTION

FIG. 1 is a perspective view of mating cookware cover and vessel handles in accordance with our new design; FIG. 2 is a front elevational view thereof, the rear elevational view being a mirror image of the front view shown; FIG. 3 is a top plan view thereof; FIG. 4 is a bottom view thereof; FIG. 5 is an end elevational view thereof as viewed from the left of the front view; and, FIG. 6 is an end elevational view thereof as viewed from the right of the front view.

The broken lines showing further details of the cookware handle are for illustrative purposes only and form no part of the claimed design.

1 Claim, 2 Drawing Sheets

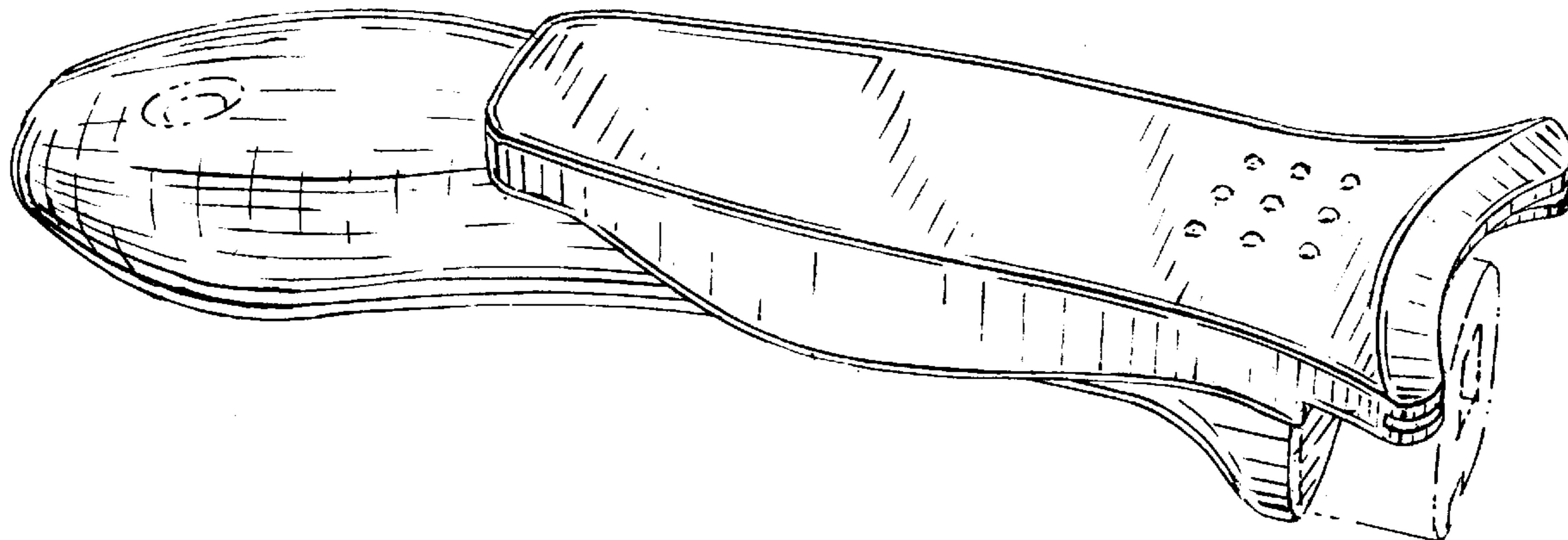


FIG. 1

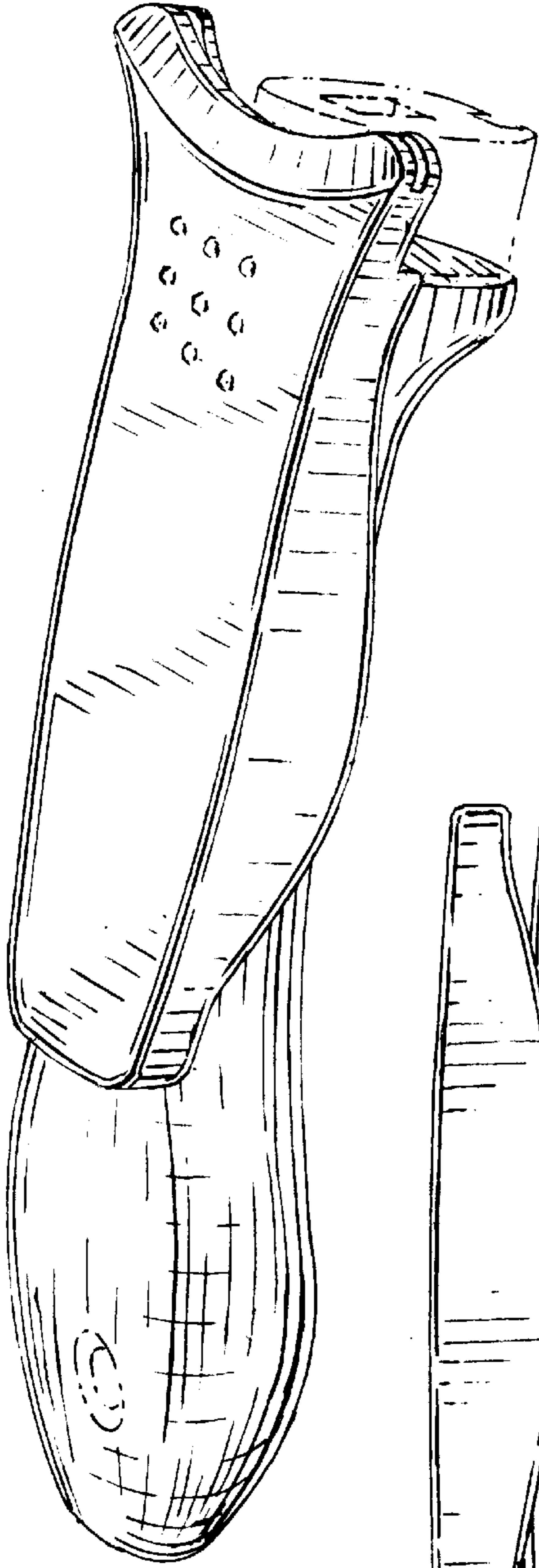


FIG. 2



FIG. 3

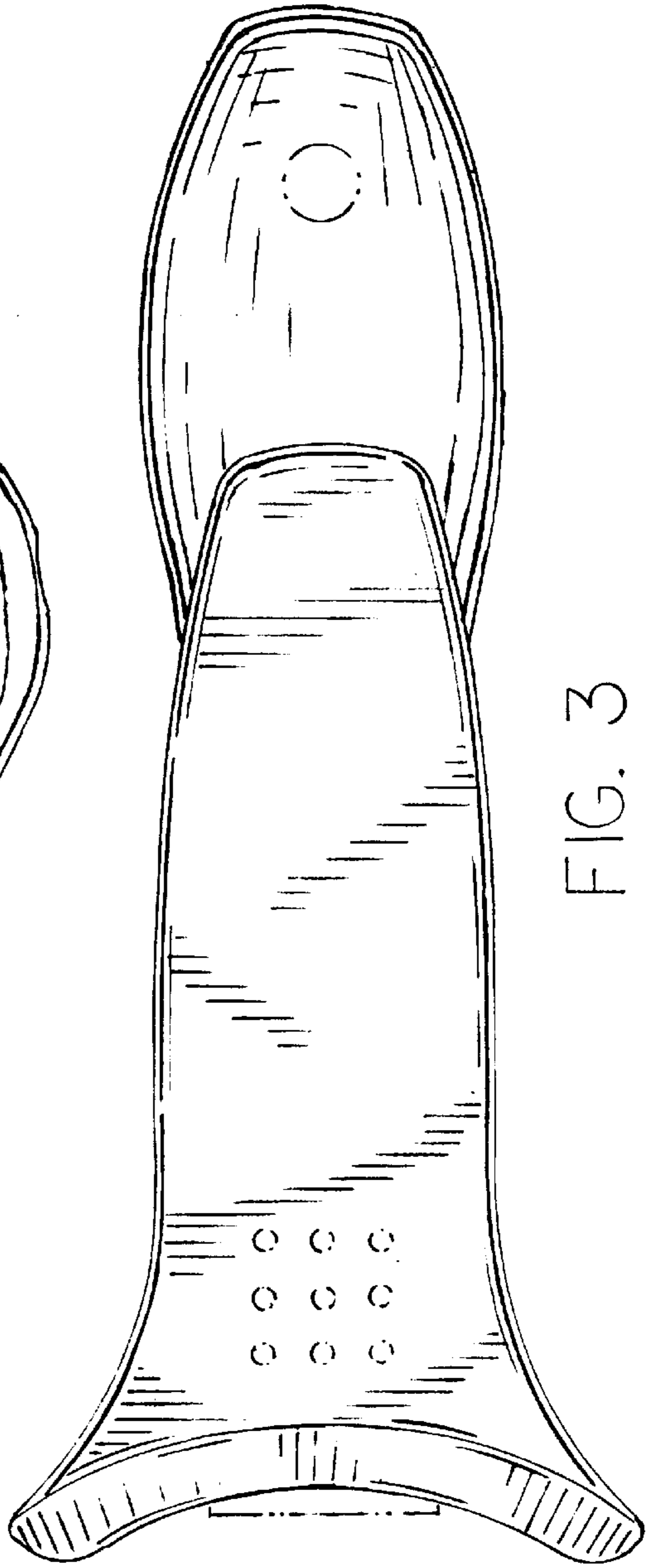


FIG. 4

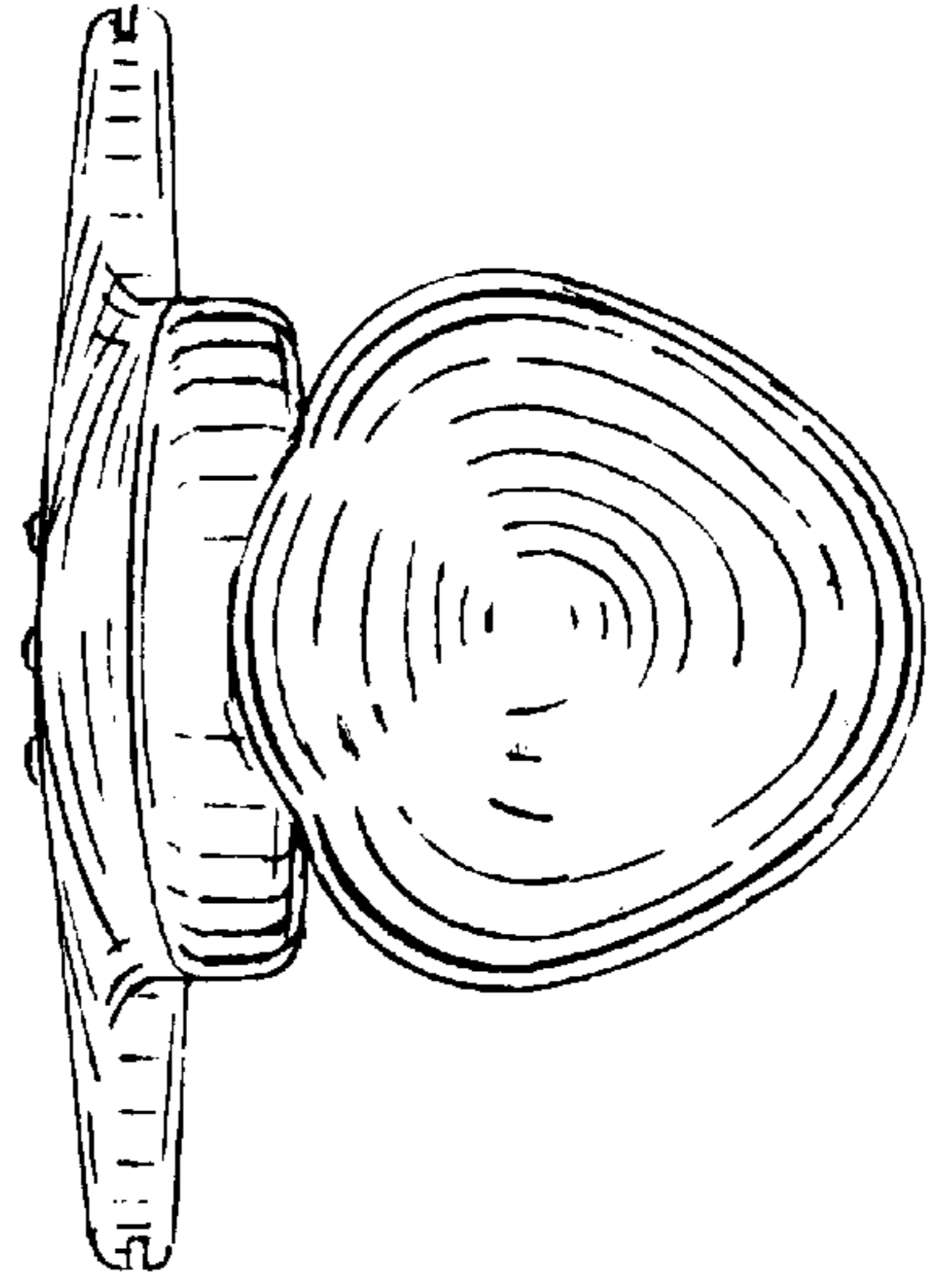
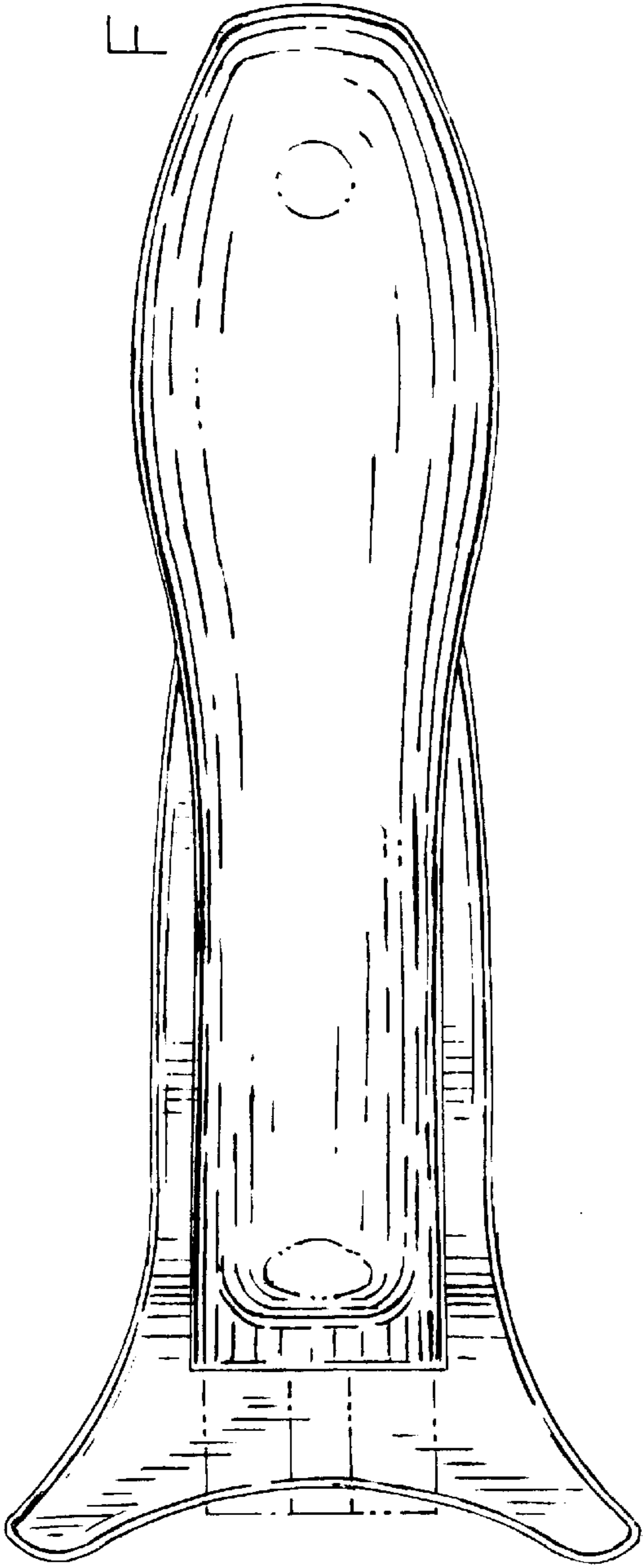


FIG. 6

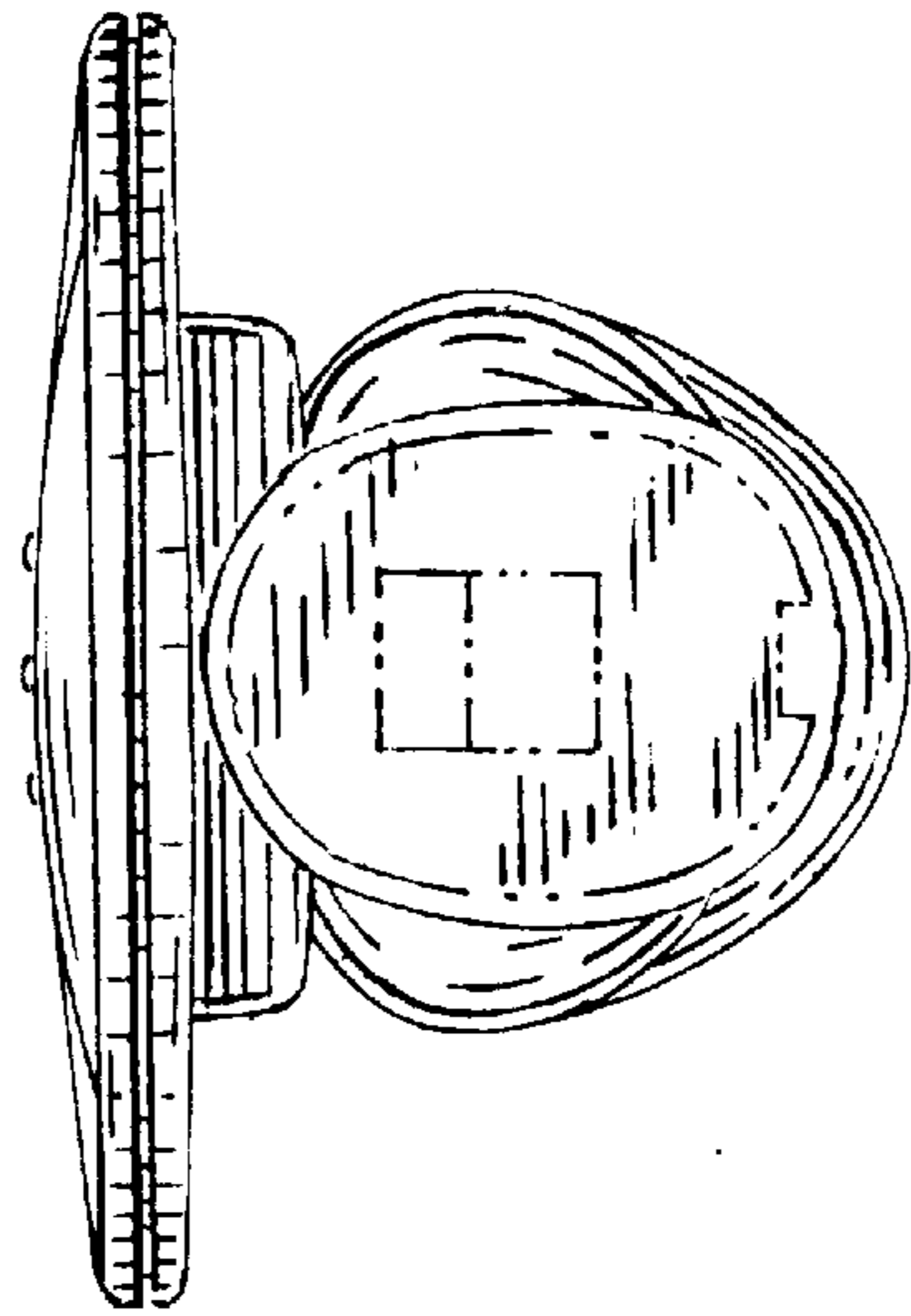


FIG. 5