



US00D405311S

United States Patent [19]
Holbrook, Jr.

[11] **Patent Number:** **Des. 405,311**
[45] **Date of Patent:** ****Feb. 9, 1999**

[54] **COMBINED RANGE, BACKGUARD AND SHELF**

D. 242,594 12/1976 Monson D7/341
D. 242,836 12/1976 Monson D7/341
D. 349,004 7/1994 Ivanovich D7/340
D. 374,372 10/1996 Holbrook, Jr. D7/340

[75] Inventor: **Richard M. Holbrook, Jr.**, Pasadena, Calif.

Primary Examiner—Ruth McInroy
Attorney, Agent, or Firm—Leon E. Redman; Edgar A. Zarins

[73] Assignee: **Thermador Corporation**, Los Angeles, Calif.

[**] Term: **14 Years**

[57] **CLAIM**

[21] Appl. No.: **33,968**

The ornamental design for a combined range, backguard and shelf, as shown and described.

[22] Filed: **Jan. 24, 1995**

DESCRIPTION

[51] **LOC (6) Cl.** **07-02**

[52] **U.S. Cl.** **D7/340**

[58] **Field of Search** D7/339, 340, 341, D7/347, 348; 126/39 B, 29 BA, 39 C, 37 R, 37 A, 19 R, 273 R, 275 E, 1 R


FIG. 1 is a perspective view of a combined range, backguard and shelf showing my new design; FIG. 2 is a top plan view thereof; FIG. 3 is a front elevational view thereof; FIG. 4 is a left side view thereof; and, FIG. 5 is a right side view thereof. The broken lines are for illustrative purposes only and form no part of the claimed design.

[56] **References Cited**

U.S. PATENT DOCUMENTS

D. 190,211 4/1961 La Zar et al. D7/340

1 Claim, 3 Drawing Sheets






FIG. 1

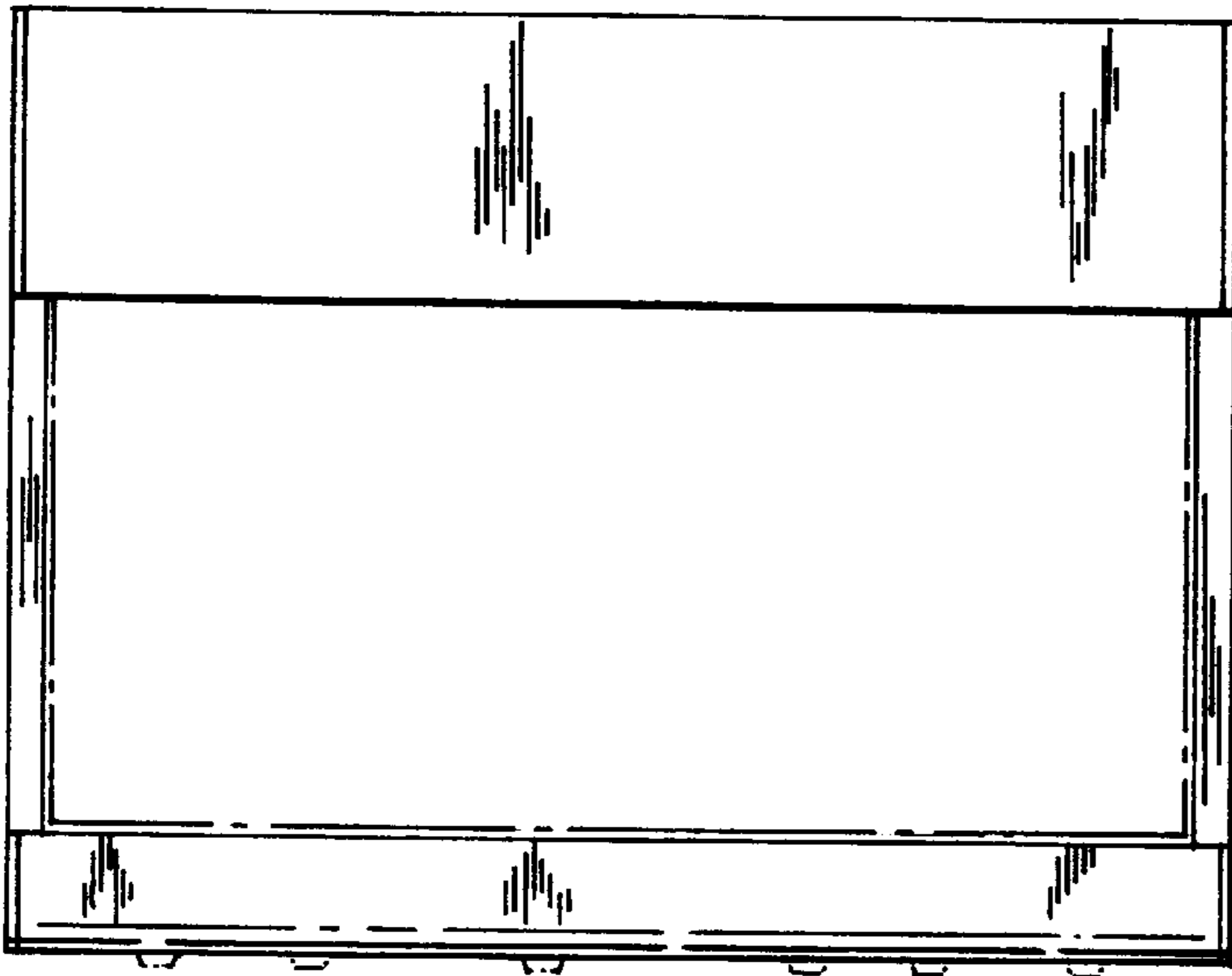


FIG. 2.




FIG. 3.

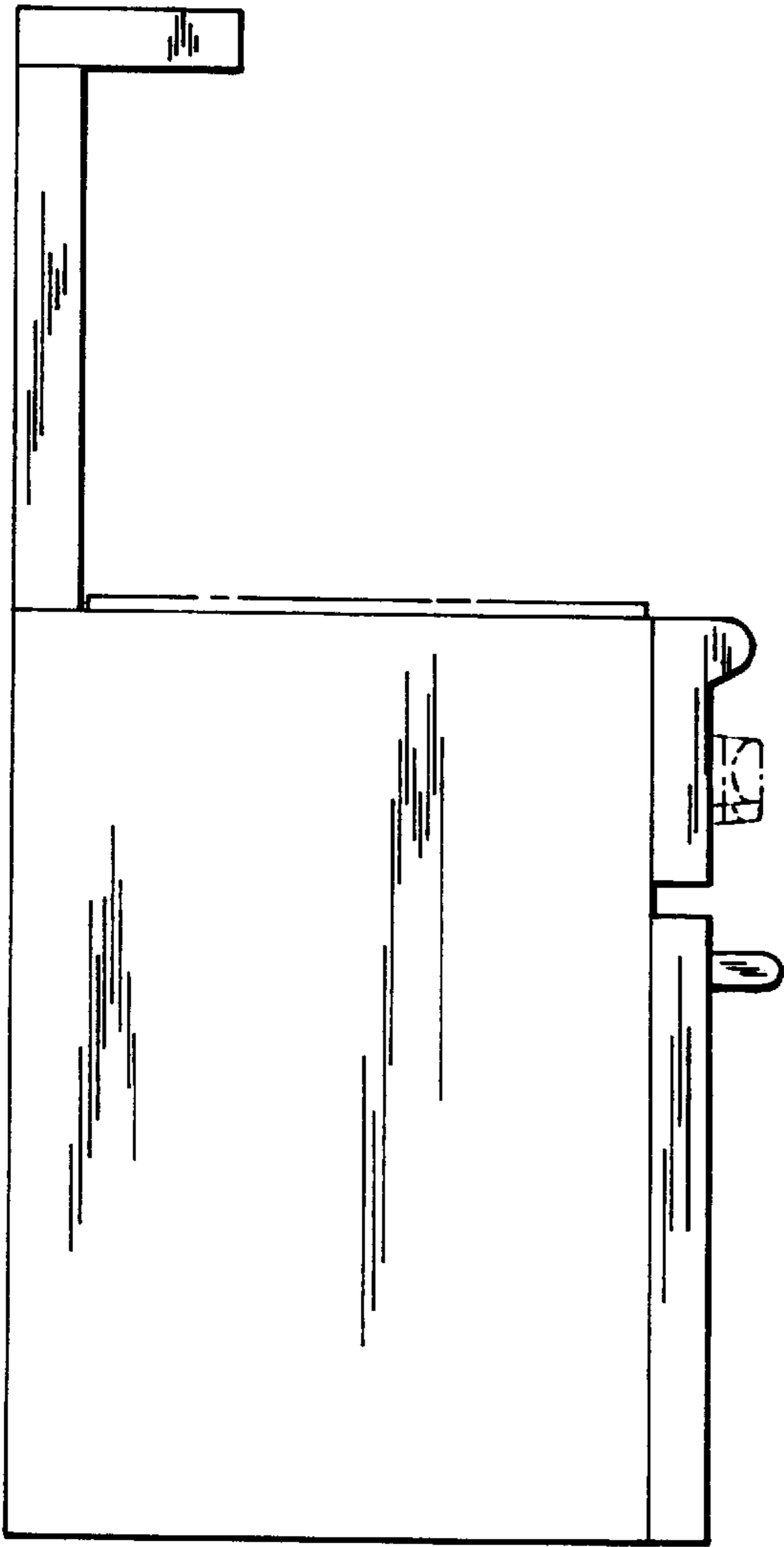


FIG. 4.

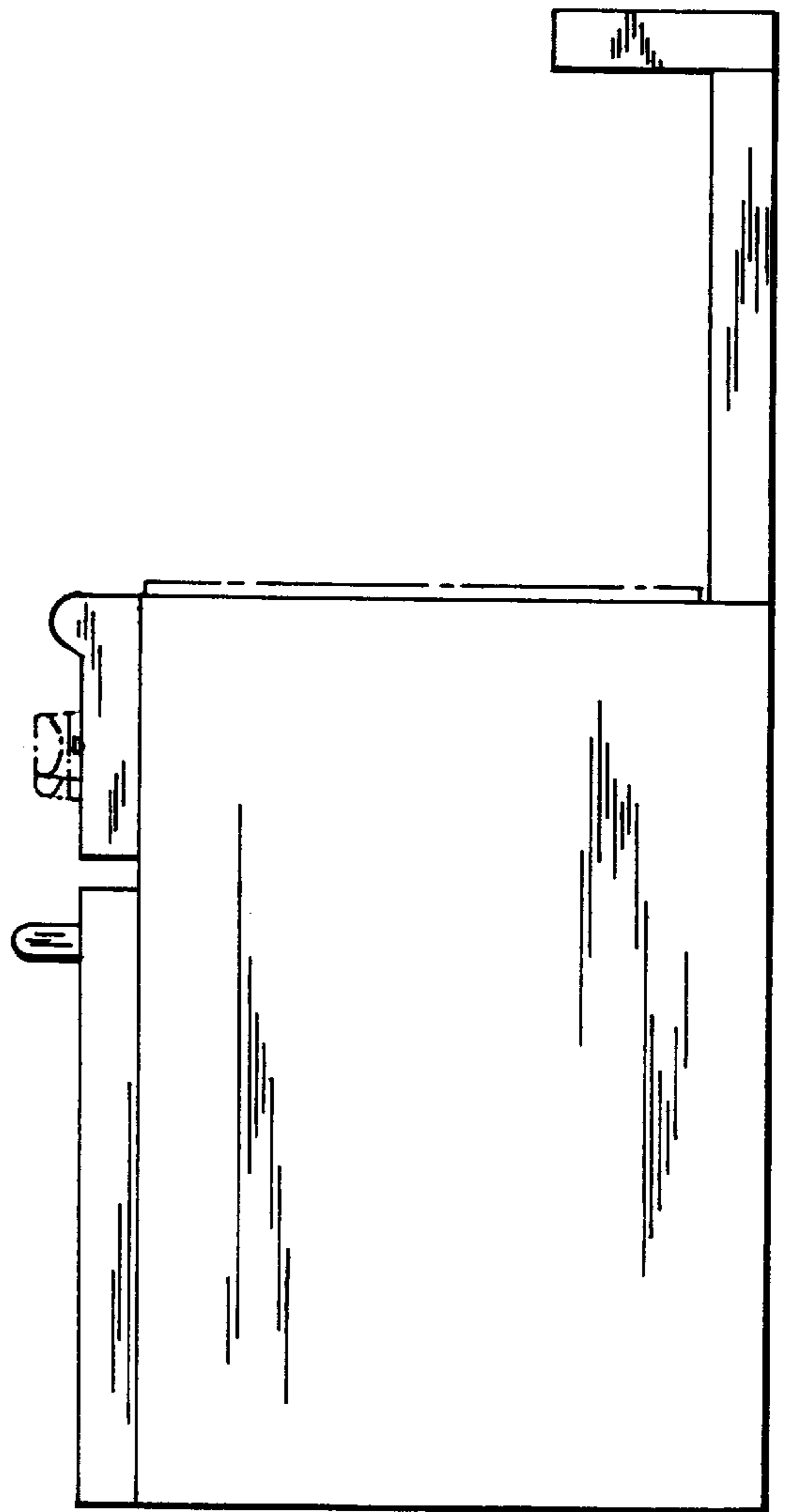


FIG. 5.