



US00D405302S

United States Patent [19] Lum

[11] **Patent Number: Des. 405,302**

[45] **Date of Patent: **Feb. 9, 1999**

[54] **BACK REST FOR BENCHES**

D. 387,587 12/1997 Lum D6/502

[75] Inventor: **Loren K. Lum**, Chino Hills, Calif.

[73] Assignee: **Garden Pals, Inc.**, Industry, Calif.

[**] Term: **14 Years**

[21] Appl. No.: **81,889**

[22] Filed: **Jan. 9, 1998**

[51] **LOC (6) Cl. 06-06**

[52] **U.S. Cl. D6/502; D6/358; D6/359**

[58] **Field of Search D6/334, 358, 359,
D6/369, 370, 374, 376, 379, 380, 381,
500, 501, 502; 297/181, 452.18, 452.63**

[56] **References Cited**

U.S. PATENT DOCUMENTS

- D. 240,346 6/1976 Kaplan D6/501
- D. 347,956 6/1994 Liu .
- D. 355,539 2/1995 Weiss .
- D. 377,568 1/1997 Cain .
- D. 378,965 4/1997 Yurk .
- D. 380,097 6/1997 Jeng .
- D. 380,313 7/1997 Slear .
- D. 381,826 8/1997 Lin .
- D. 384,842 10/1997 Kennedy D6/502

OTHER PUBLICATIONS

Parkland Heritage Catalog for "Kingsports" (3 pages); 1996.

Primary Examiner—Gary D. Watson
Attorney, Agent, or Firm—Raymond Sun

[57] **CLAIM**

The ornamental design for a back rest for benches, as shown and described.

DESCRIPTION

FIG. 1 is a front perspective view of my back rest for benches, where in the broken line showing of a bench is for illustrative purposes only and forms no part of the claimed design;

FIG. 2 is a front perspective view of my back rest for benches;

FIG. 3 is a front elevational view of the back rest of FIG. 2;

FIG. 4 is a rear elevational view of the back rest of FIG. 2;


FIG. 5 is a top plan view of the back rest of FIG. 2;

FIG. 6 is a bottom plan view of the back rest of FIG. 2;

FIG. 7 is a left side view of the back rest of FIG. 2; and,

FIG. 8 is a right side view of the back rest of FIG. 2.

1 Claim, 4 Drawing Sheets



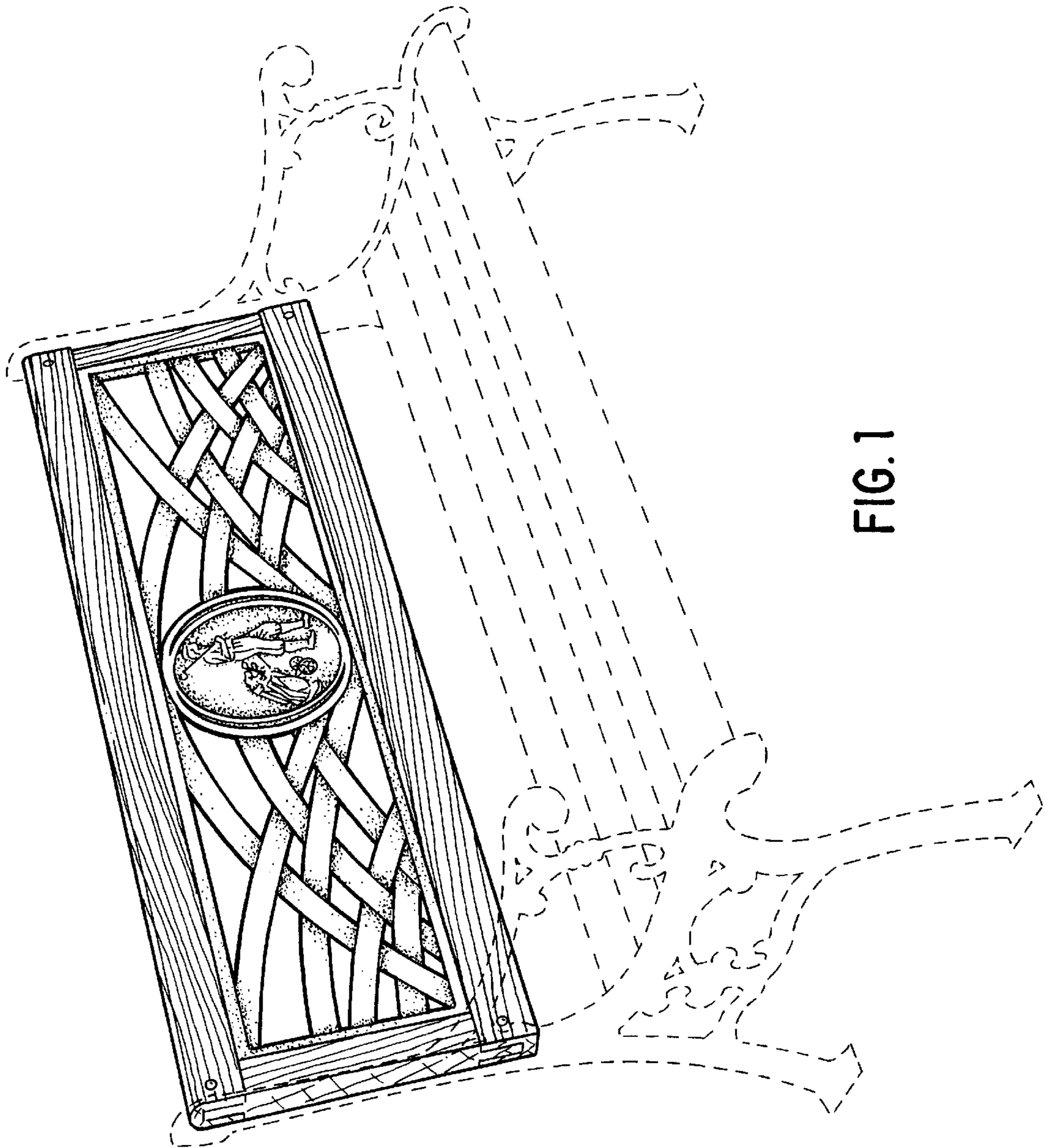


FIG. 1

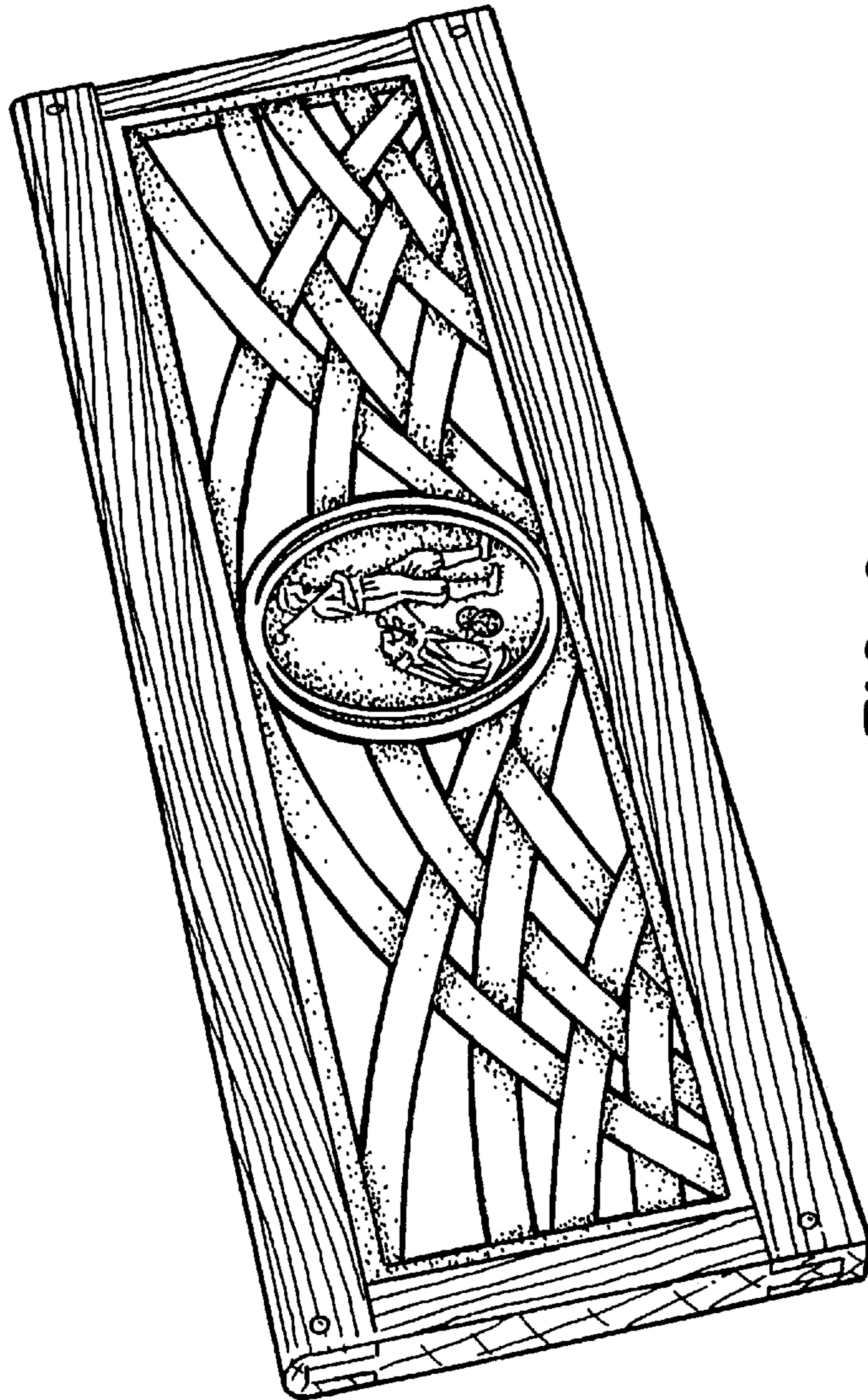


FIG. 2




FIG. 3

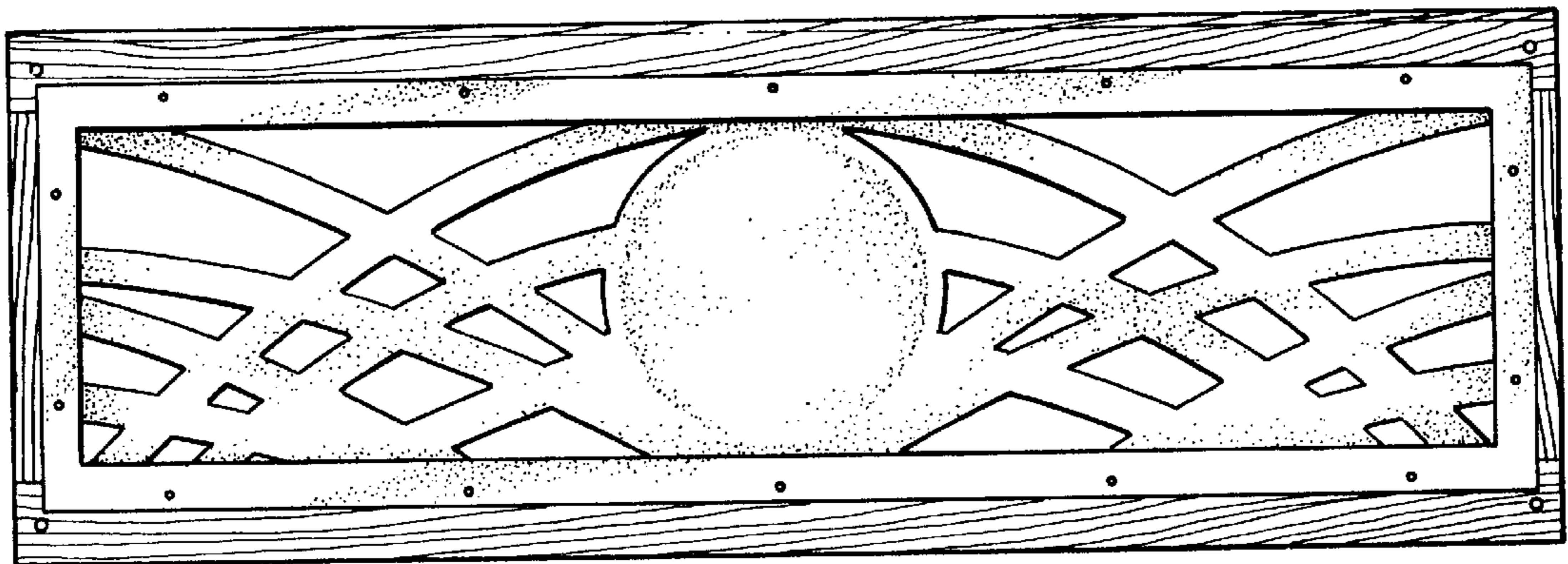


FIG. 4

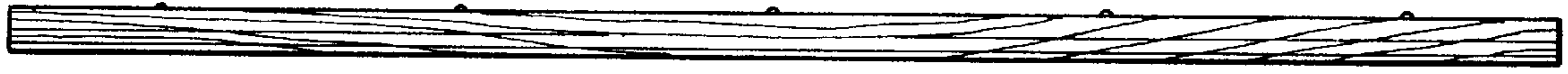


FIG. 5



FIG. 6



FIG. 7



FIG. 8