



US00D405292S

United States Patent [19]

Reese

[11] **Patent Number: Des. 405,292**

[45] **Date of Patent: **Feb. 9, 1999**

[54] **UMBRELLA HOLDER**

[76] Inventor: **Jeffrey Scott Reese**, 7465 W. Helena,
Las Vegas, Nev. 89129

[**] Term: **14 Years**

[21] Appl. No.: **77,818**

[22] Filed: **Oct. 14, 1997**

[51] **LOC (6) Cl. 06-06**

[52] **U.S. Cl. D6/417**

[58] **Field of Search D6/417; 248/156,
248/516, 530, 533, 545; 211/62; 135/98,
99, 118**

[56] **References Cited**

U.S. PATENT DOCUMENTS

D. 314,287	2/1991	Albright, Sr.	D6/417
D. 386,323	11/1997	Davis	D6/417
1,654,876	1/1928	Hemming	248/533
1,952,789	3/1934	Butts	248/533

2,204,692	6/1940	Parisio	248/530
3,441,239	4/1969	Frost	248/545
5,349,775	9/1994	Mondares	248/530 X
5,518,218	5/1996	Leonard	248/530
5,639,057	6/1997	Yeomans	248/530

Primary Examiner—Carmen H. Vales-Lado

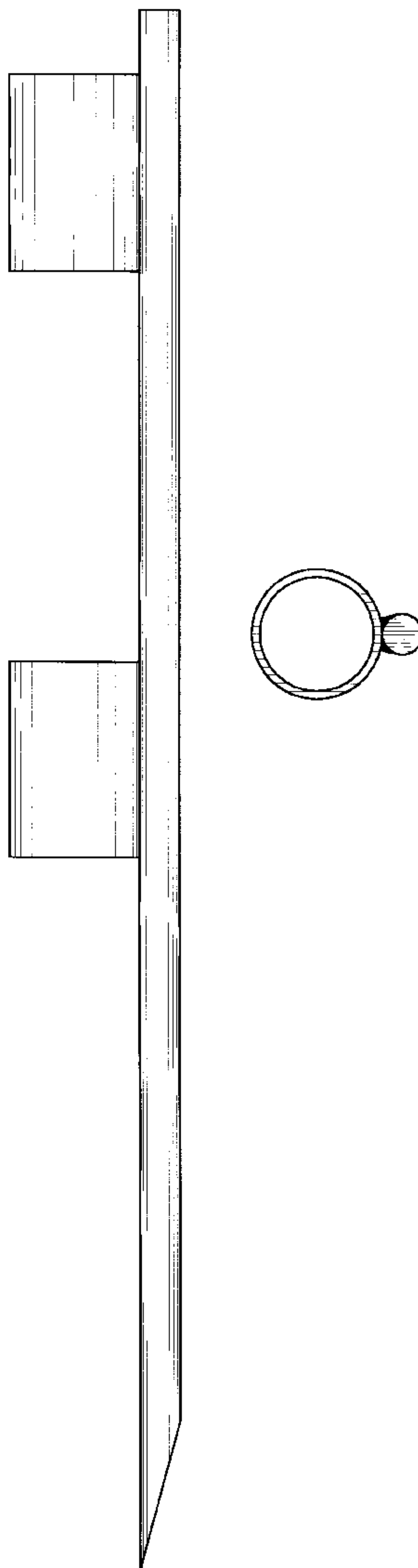
[57] **CLAIM**

The ornamental design for an umbrella holder, as shown and described.

DESCRIPTION

FIG. 1 is a front elevational view of the umbrella holder showing my new design;
FIG. 2 is a rear elevational view thereof;
FIG. 3 is a right side view thereof;
FIG. 4 is a left side view thereof;
FIG. 5 is a top plan view thereof; and,
FIG. 6 is a bottom plan view thereof.

1 Claim, 3 Drawing Sheets






Fig. 1

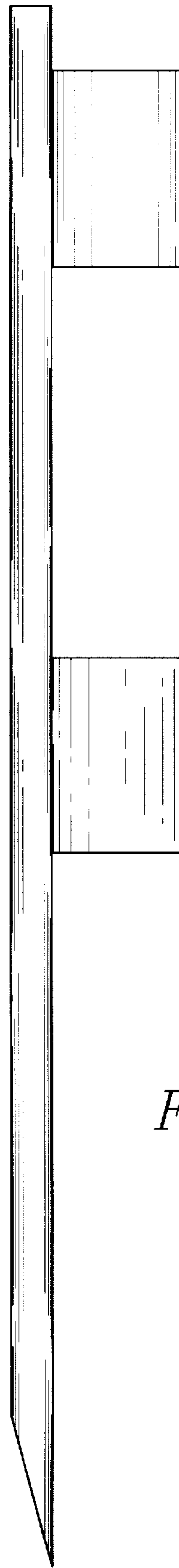


Fig. 2





Fig. 3

Fig. 4



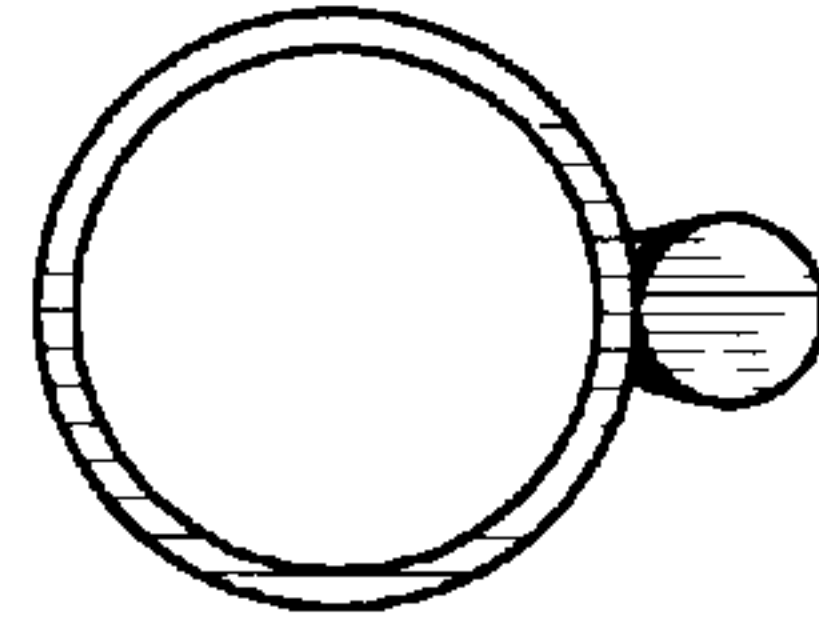


Fig. 5

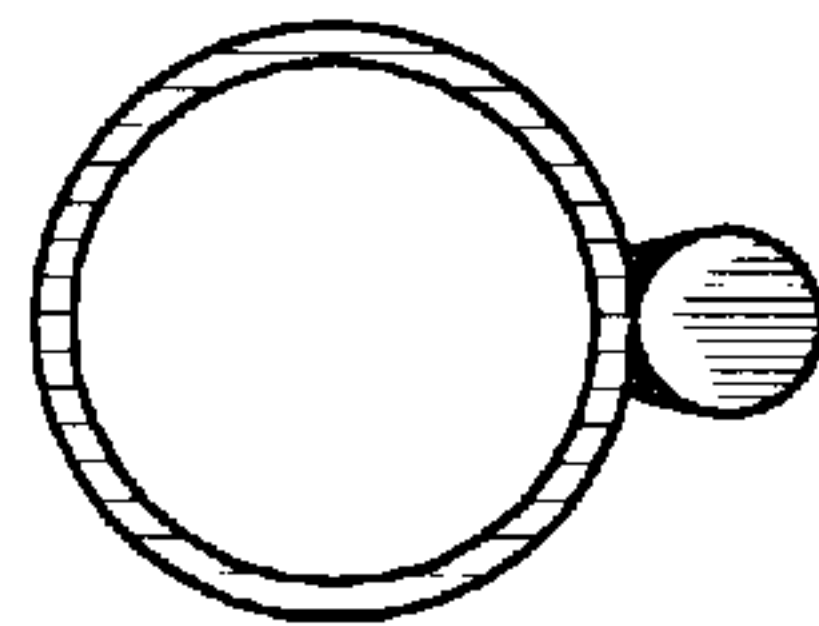


Fig. 6