

US00D405287S

United States Patent [19]

[11] **Patent Number: Des. 405,287**

Watson

[45] **Date of Patent: **Feb. 9, 1999**

[54] **CONTOURED ARM SEAT**

[75] Inventor: **Ronald N. Watson**, Fort Smith, Ak.

[73] Assignee: **Robinson & Robinson**, Chula Vista, Calif.

[**] Term: **14 Years**

[21] Appl. No.: **77,757**

[22] Filed: **Oct. 8, 1997**

[51] **LOC (6) Cl. 06-01**

[52] **U.S. Cl. D6/381; D6/334**

[58] **Field of Search D6/334, 335, 336, D6/364, 371, 373, 381, 500, 501, 502; 297/232**

[56] **References Cited**

U.S. PATENT DOCUMENTS

- D. 228,164 8/1973 Long .
- D. 229,993 1/1974 Korch .
- D. 231,758 6/1974 Rosselli .
- D. 237,027 10/1975 Bernard .
- D. 238,914 2/1976 Zapf .
- D. 240,479 7/1976 Halme .
- D. 243,896 4/1977 Zapf .
- D. 244,814 6/1977 Schoblom .
- D. 245,888 9/1977 Bellini .
- D. 247,797 5/1978 Beall, Jr. .
- D. 251,519 4/1979 Radaelli .
- D. 251,762 5/1979 Prevost .
- D. 255,514 6/1980 Williams .
- D. 256,743 9/1980 Beall, Jr. .
- D. 257,708 12/1980 Cassina .

(List continued on next page.)

OTHER PUBLICATIONS

Natuzzi #1190, International Home Furnishings Market, High Point, NC, Apr. 1994.

Ref. A—LeatherTrend Catalog Product Sheet showing Model 5100, published prior to Oct. 8, 1997.

Ref. B—LeatherTrend Catalog Product Sheet showing Model 1100, published prior to Oct. 8, 1997.

Ref. C—LeatherTrend Catalog Product Sheet showing Model 9200, published prior to Oct. 8, 1997.

Ref. D—LeatherTrend Catalog Product Sheet showing Model 7300, published prior to Oct. 8, 1997.

Ref. E—LeatherTrend Catalog Product Sheet showing Model 7202, published prior to Oct. 8, 1997.

Ref. F—LeatherTrend Catalog Product Sheet showing Model 7000, published prior to Oct. 8, 1997.

Ref. G—LeatherTrend Catalog Product Sheet showing Model 6800, published prior to Oct. 8, 1997.

Ref. H—LeatherTrend Catalog Product Sheet showing Model 6200, published prior to Oct. 8, 1997.

(List continued on next page.)

Primary Examiner—Gary D. Watson

Attorney, Agent, or Firm—Brown, Martin, Haller & McClain

[57] **CLAIM**

The ornamental design for a contoured arm seat, as shown and described.

DESCRIPTION

FIG. 1 is a perspective view of the contoured arm seat showing my new design;

FIG. 2 is a right side elevational view, the left side being a mere image thereof;

FIG. 3 is a front elevational view thereof;

FIG. 4 is a rear elevational view thereof;

FIG. 5 is a perspective view of a second embodiment of a contoured arm seat showing my new design in the form of a loveseat;

FIG. 6 is a left side elevational view of FIG. 5, the right side being a mere image thereof;

FIG. 7 is a front elevational view of FIG. 5;

FIG. 8 is a rear elevational view of FIG. 5;

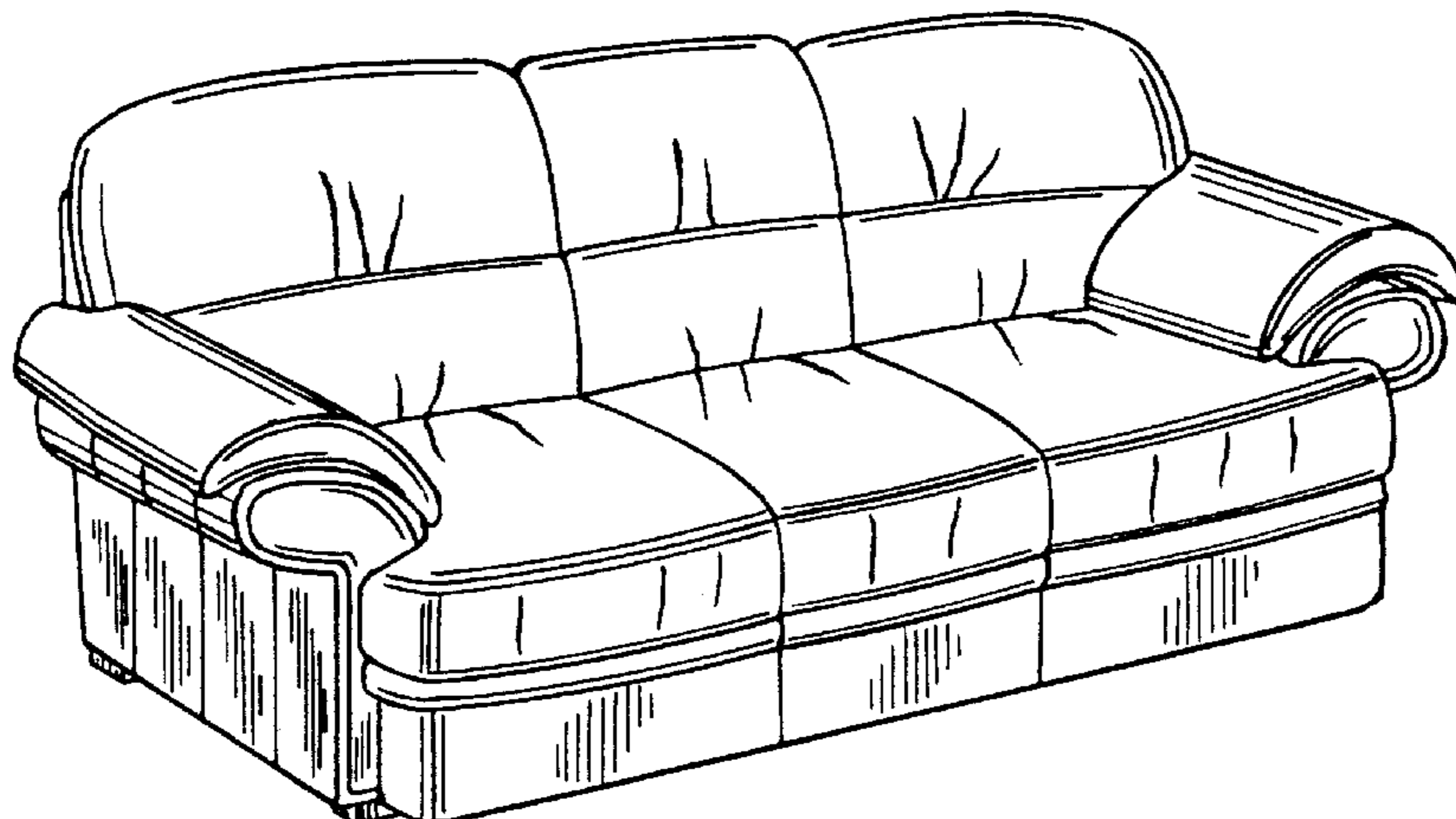
FIG. 9 is a perspective view of a third embodiment of a contoured arm seat showing my new design in the form of a chair;

FIG. 10 is a left side elevational view of FIG. 9, the right side being a mere image thereof;

FIG. 11 is a front elevational view of FIG. 9; and,

FIG. 12 is a rear elevational view of FIG. 9.

1 Claim, 3 Drawing Sheets



U.S. PATENT DOCUMENTS

D. 257,920 1/1981 Roset .
D. 258,101 2/1981 Caldwell .
D. 260,333 8/1981 Culler .
D. 264,649 6/1982 Saporiti .
D. 269,568 7/1983 Nelson .
D. 270,405 9/1983 Radaelli .
D. 274,485 7/1984 Huffstetler .
D. 276,959 1/1985 Roset .
D. 277,244 1/1985 Giudici .
D. 278,579 4/1985 Milles .
D. 280,956 10/1985 Offredi .
D. 282,888 3/1986 Williams .
D. 283,274 4/1986 Culler .
D. 283,275 4/1986 Culler .
D. 289,713 5/1987 Bick et al. .
D. 307,983 5/1990 Choi .
D. 325,476 4/1992 Wilson, Jr. et al. .
D. 327,986 7/1992 Gera .
D. 332,879 2/1993 Gera .
D. 337,692 7/1993 Natuzzi et al. .
D. 344,861 3/1994 Natuzzi et al. .
D. 347,335 5/1994 Goldberg .
D. 349,613 8/1994 Greene .
D. 350,034 8/1994 Natuzzi et al. D6/381
D. 351,954 11/1994 Gera .
D. 352,608 11/1994 Natuzzi et al. .
D. 352,610 11/1994 Natuzzi et al. .
D. 353,062 12/1994 Natuzzi et al. .
D. 360,317 7/1995 Natuzzi et al. .
D. 360,774 8/1995 Natuzzi et al. .

D. 360,997 8/1995 Hutton .
D. 361,212 8/1995 Gibson .
D. 363,614 10/1995 Natuzzi et al. D6/381
D. 367,187 2/1996 Natuzzi et al. D6/381
D. 368,600 4/1996 Riboldi .
D. 369,478 5/1996 Riboldi .
D. 369,479 5/1996 Natuzzi et al. D6/381
D. 373,485 9/1996 Natuzzi et al. D6/381
D. 385,121 10/1997 Natuzzi et al. D6/381
D. 386,623 11/1997 Natuzzi et al. D6/381
D. 388,631 1/1998 Natuzzi et al. D6/381
D. 388,971 1/1998 Natuzzi et al. D6/381
D. 393,759 4/1998 Natuzzi et al. D6/381
5,104,182 4/1992 Rasnick et al. .
5,326,153 7/1994 Muffi .
5,335,962 8/1994 Gera .

OTHER PUBLICATIONS

Ref. I—LeatherTrend Catalog Product Sheet showing Model 6001, published prior to Oct. 8, 1997.
Ref. J—LeatherTrend Catalog Product Sheet showing Model 5301, published prior to Oct. 8, 1997.
Ref. K—LeatherTrend Catalog Product Sheet showing Model 4700, published prior to Oct. 8, 1997.
Ref. L—LeatherTrend Catalog Product Sheet showing Model 4100, published prior to Oct. 8, 1997.
Ref. M—LeatherTrend Catalog Product Sheet showing Model 4000, published prior to Oct. 8, 1997.
Ref. N—LeatherTrend Catalog Product Sheet showing Model 3500, published prior to Oct. 8, 1997.

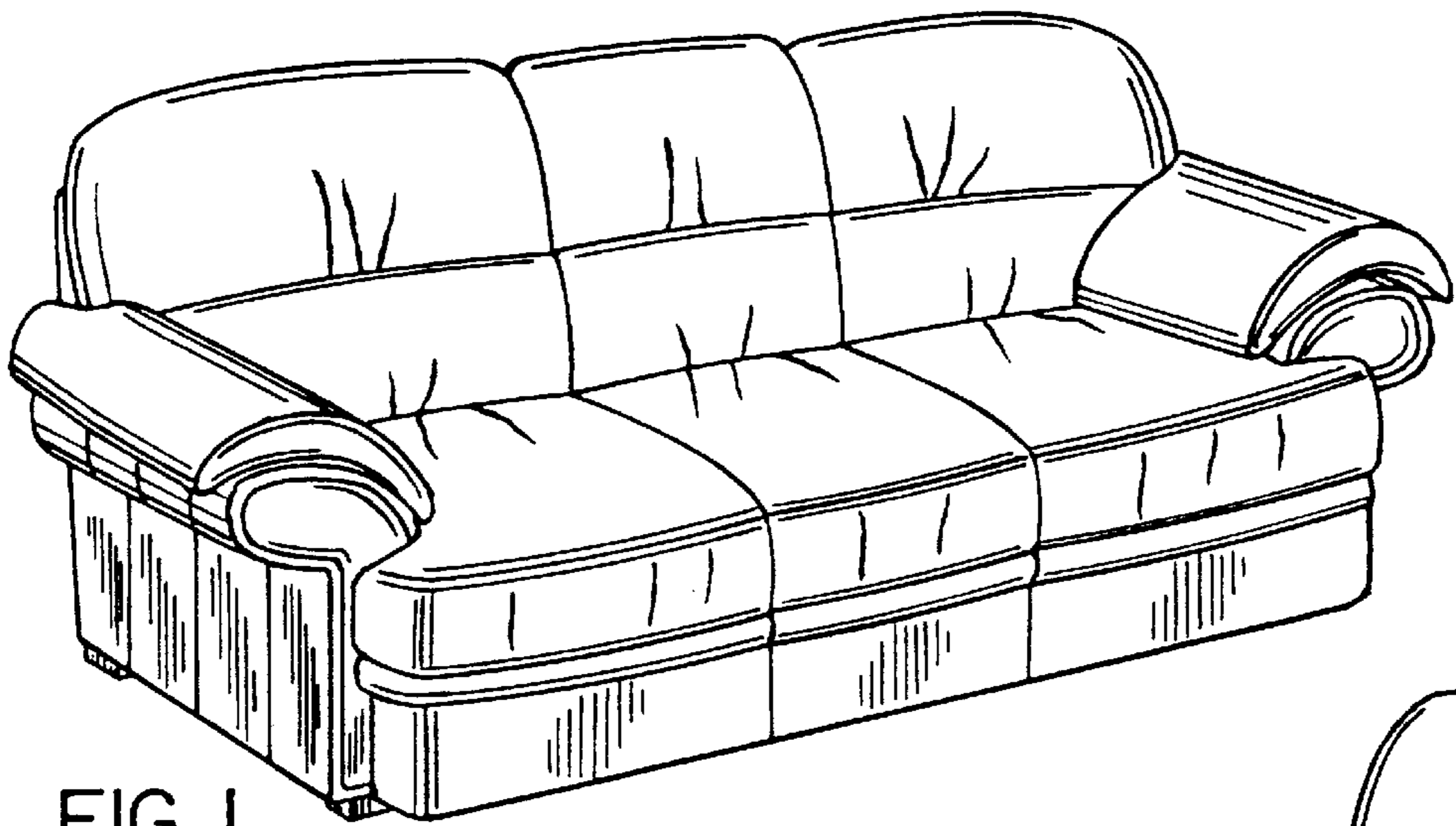


FIG. 1

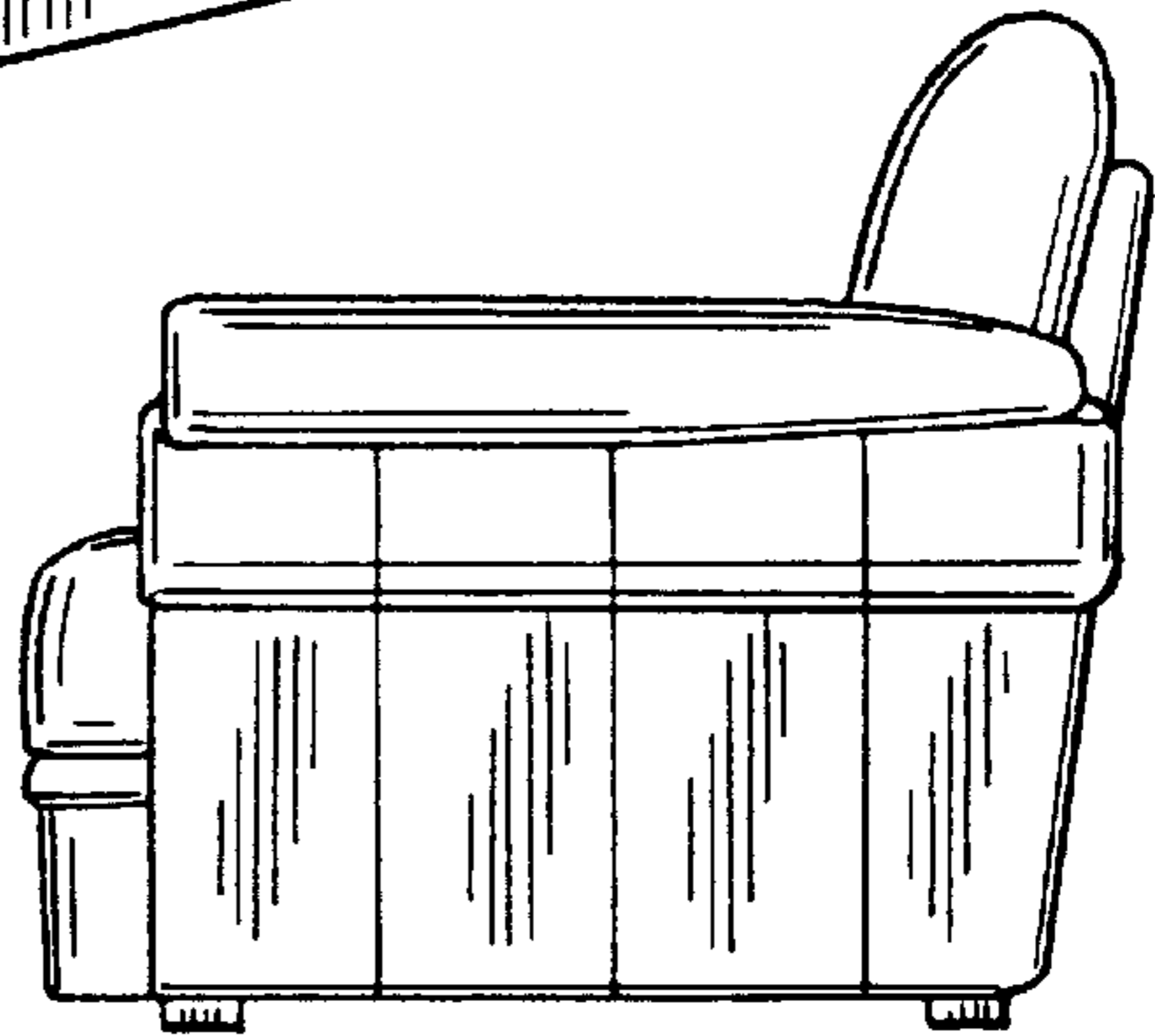


FIG. 2

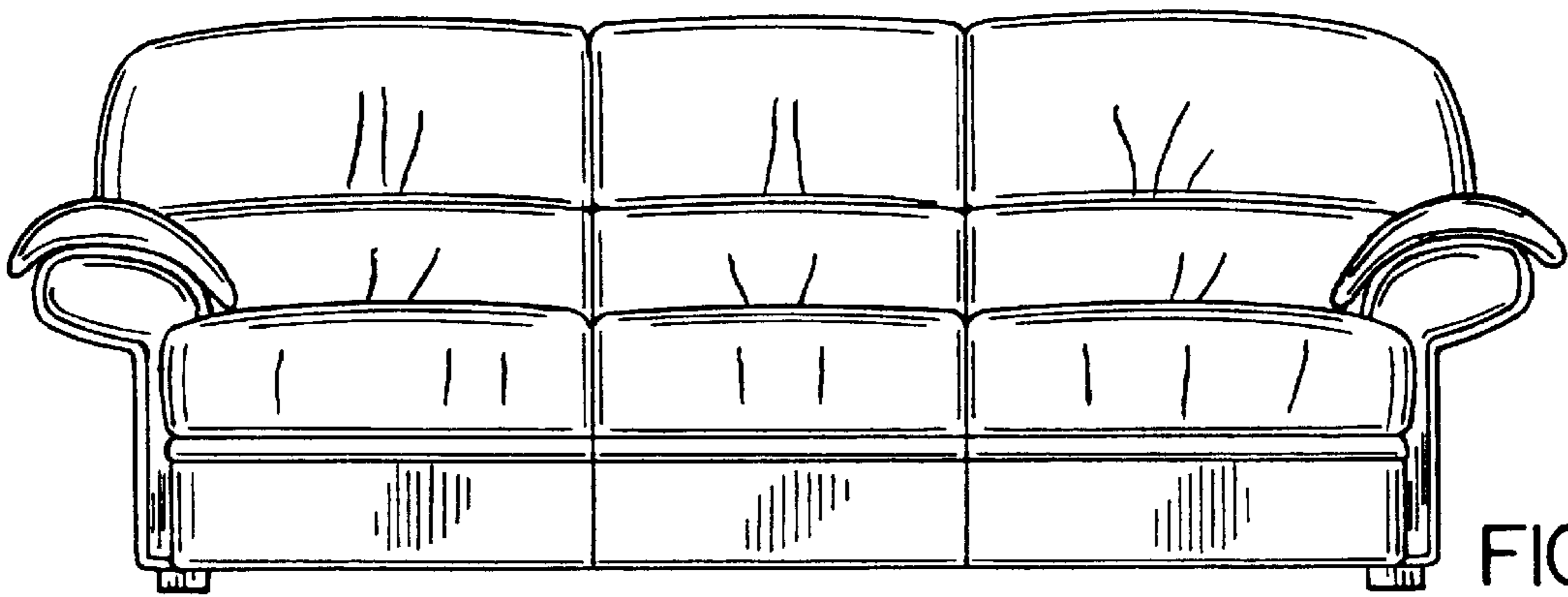


FIG. 3

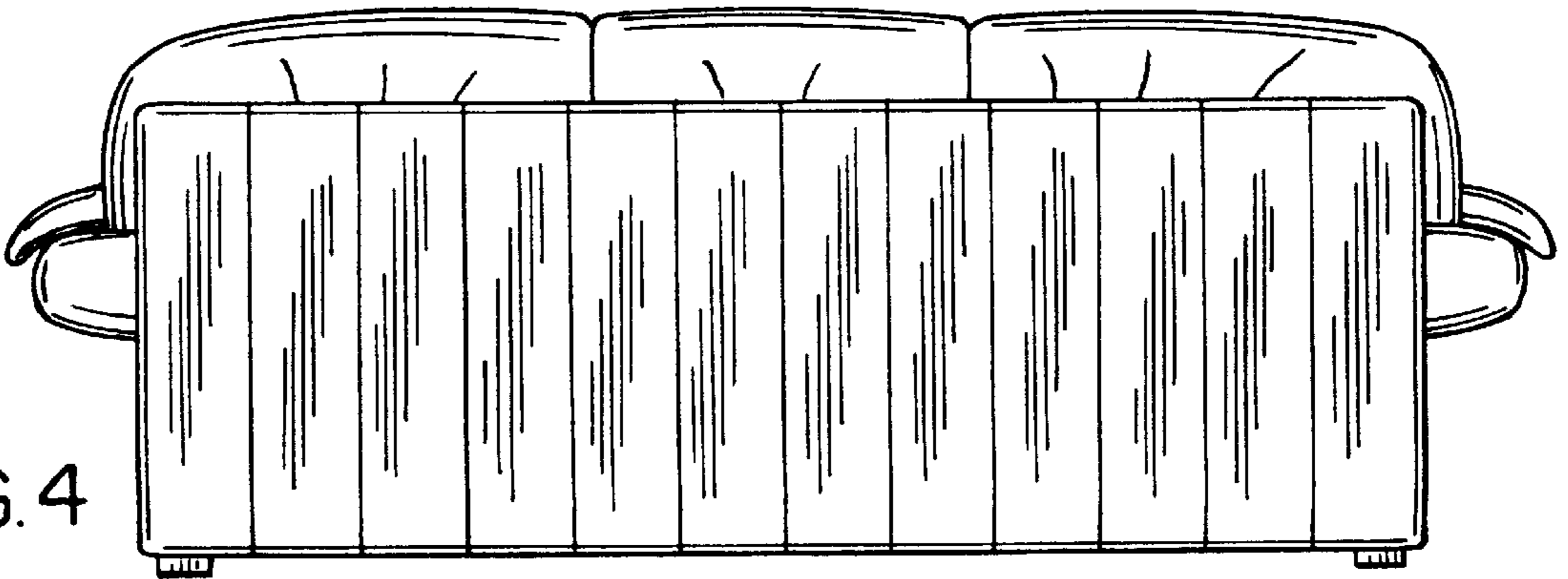


FIG. 4

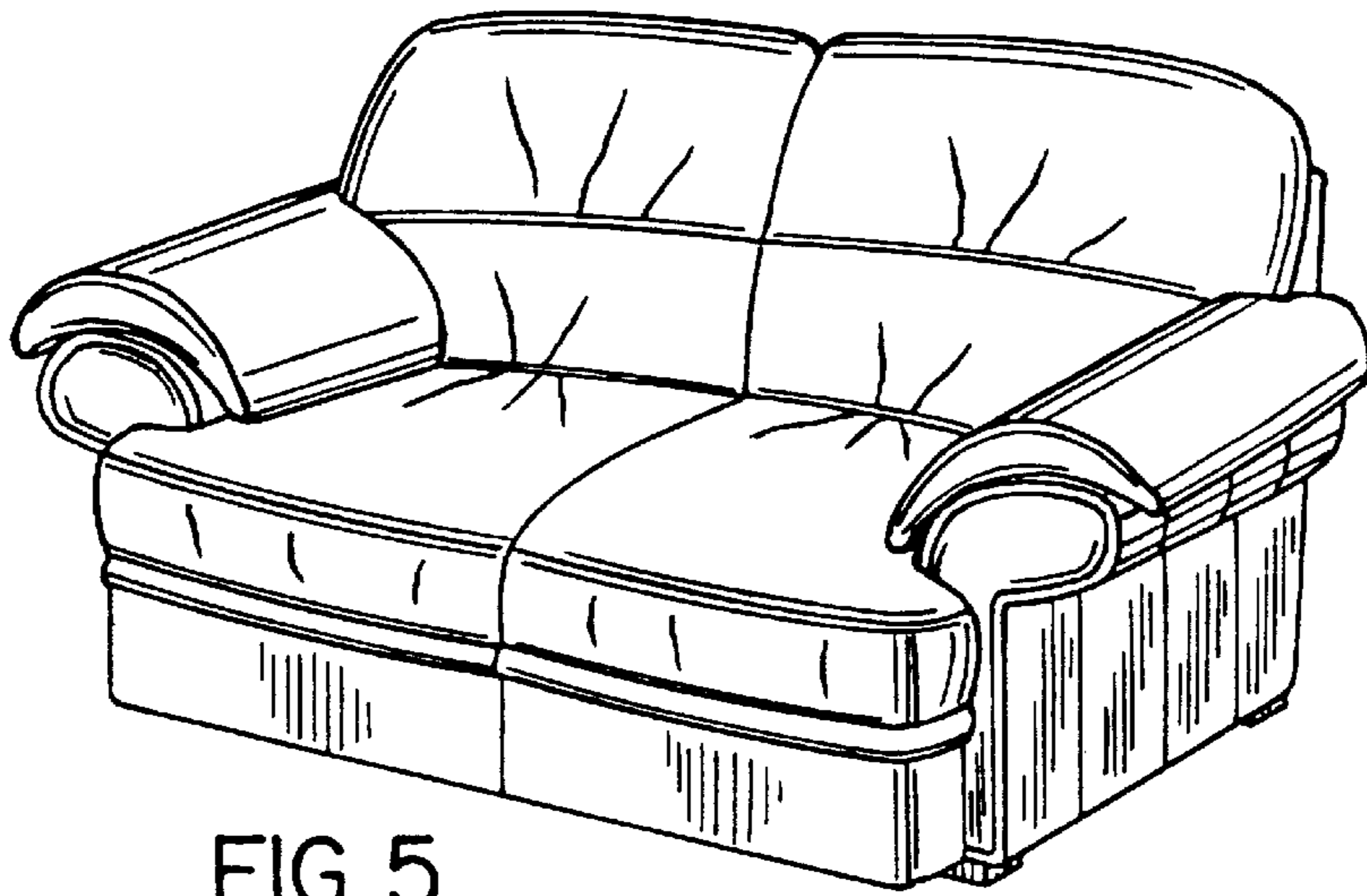


FIG. 5

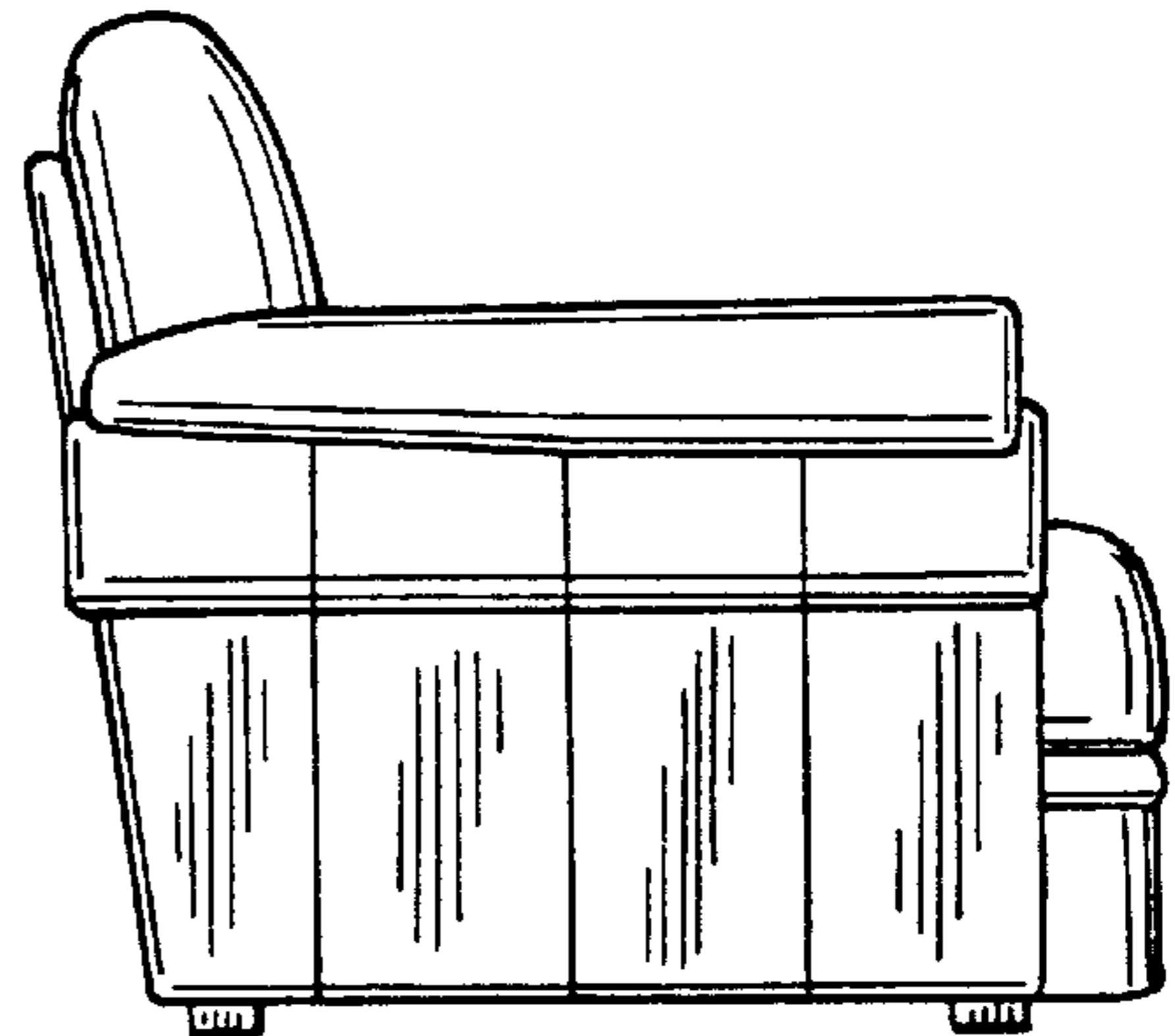


FIG. 6

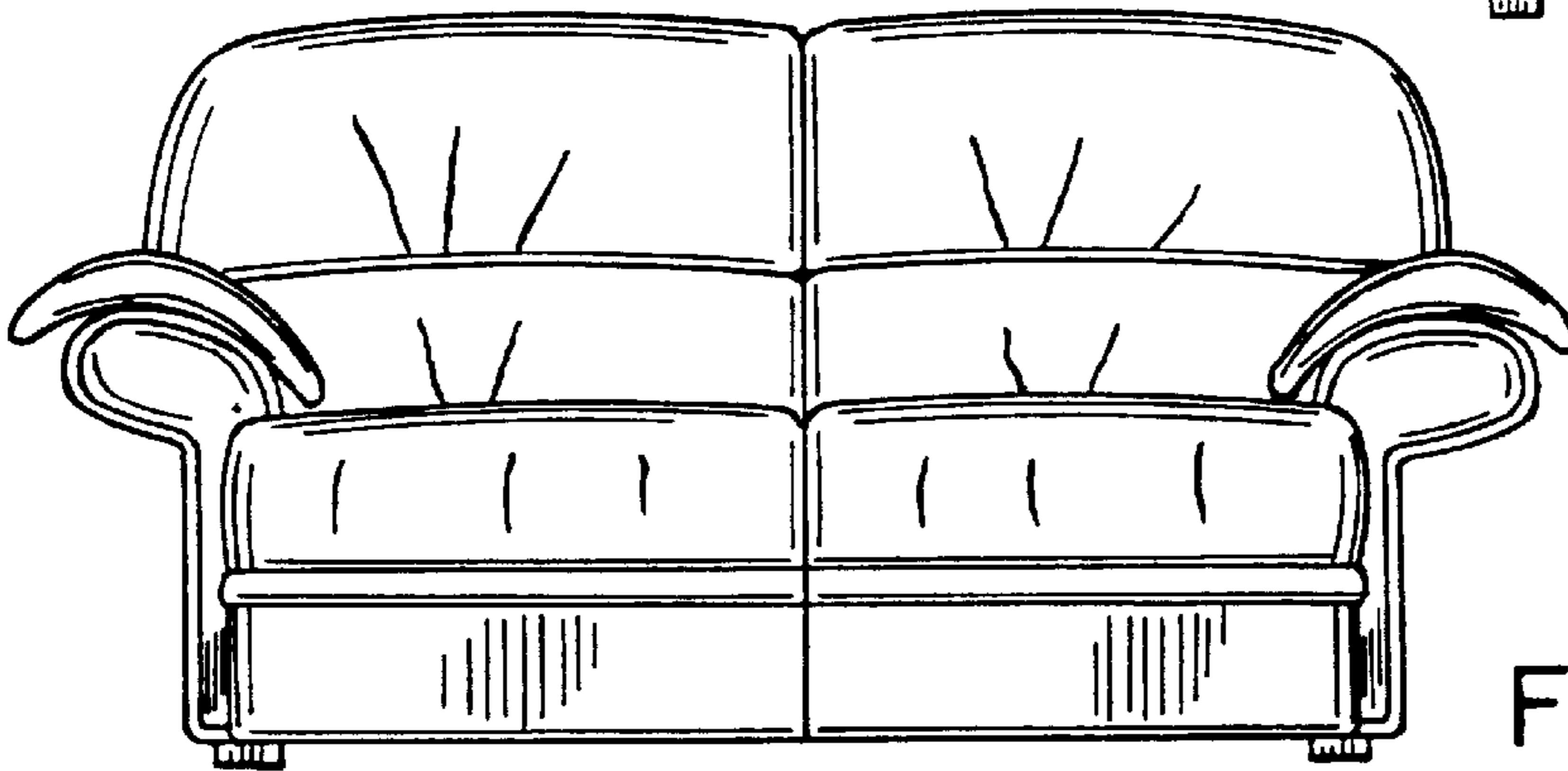


FIG. 7

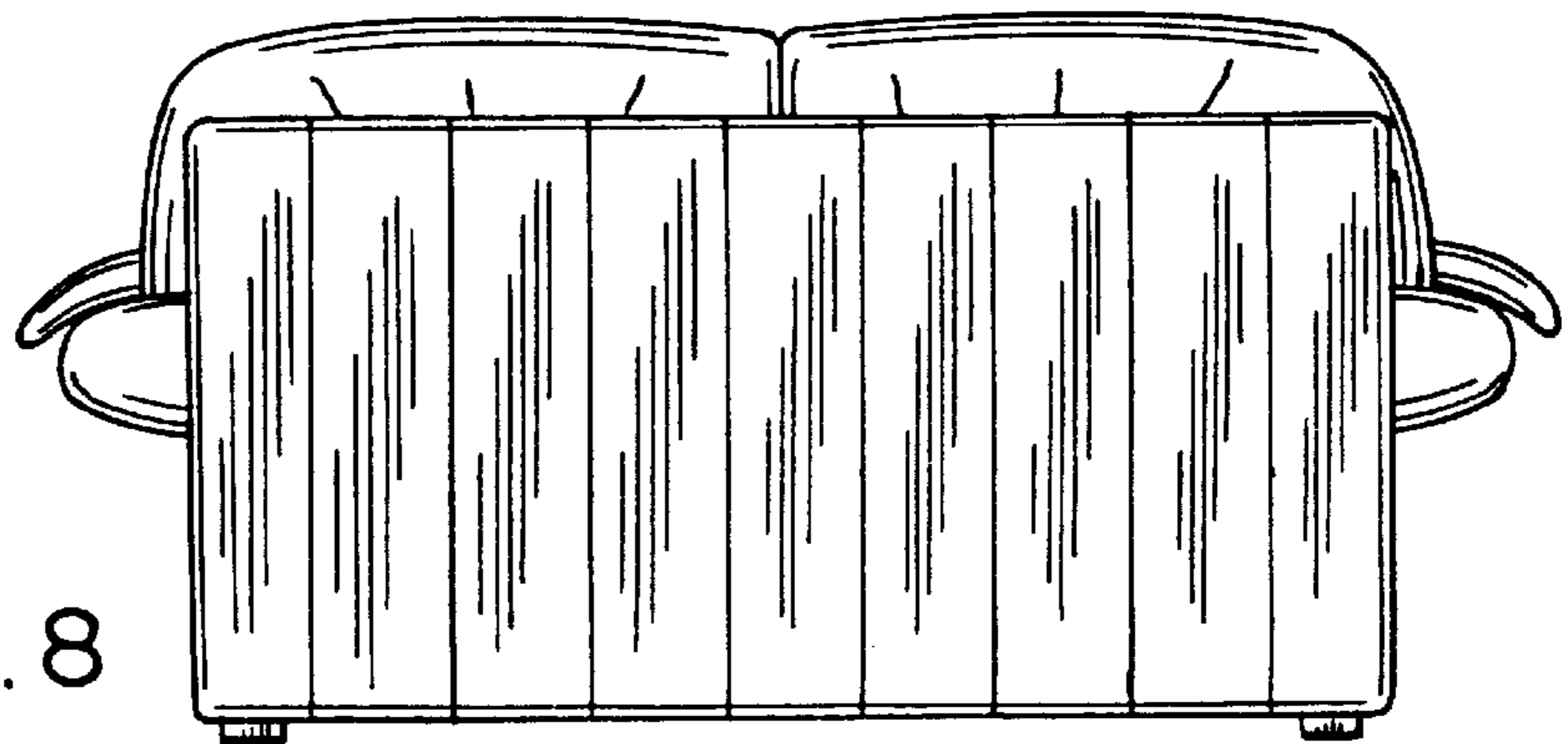


FIG. 8




FIG. 9

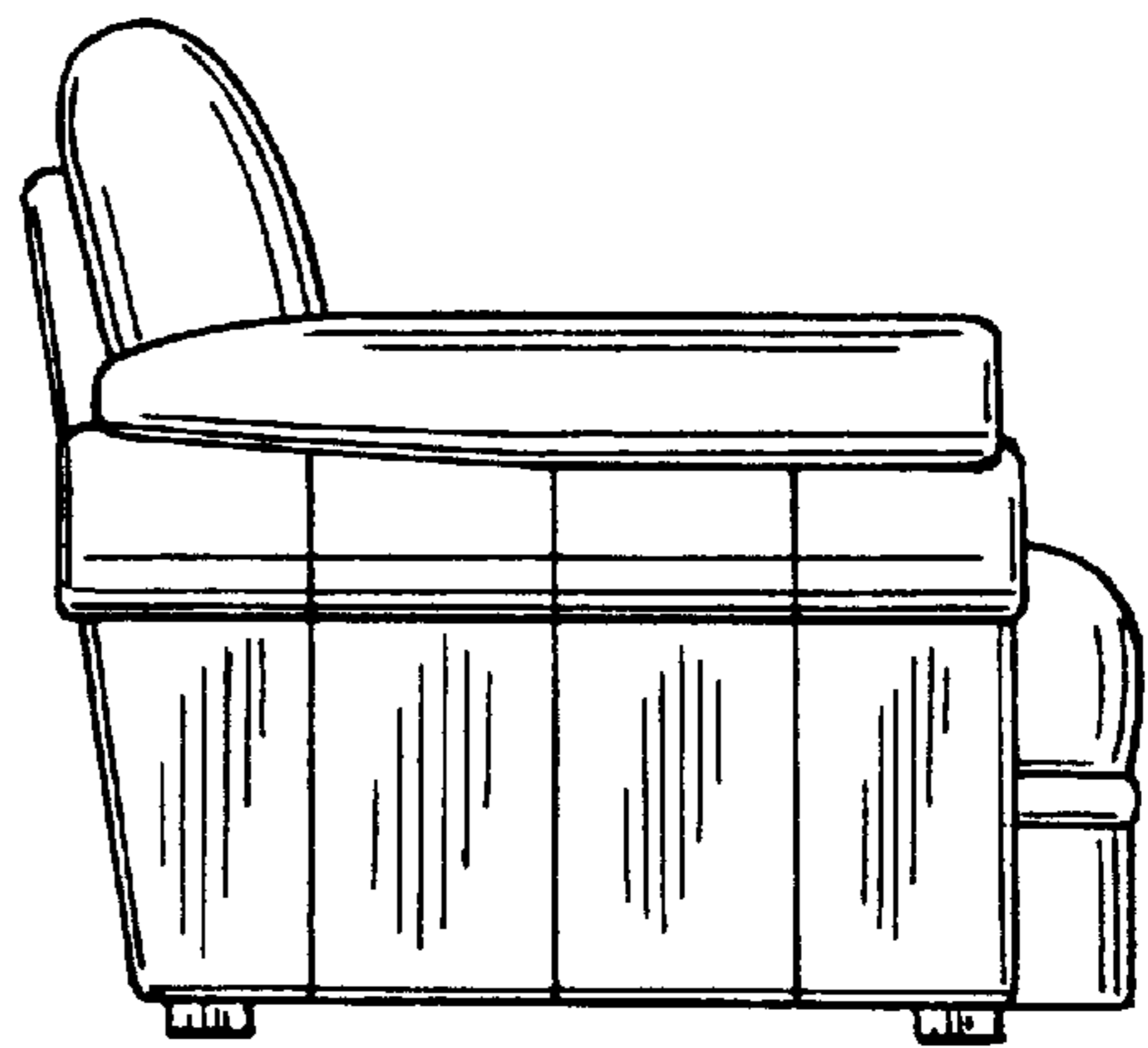


FIG. 10




FIG. 11

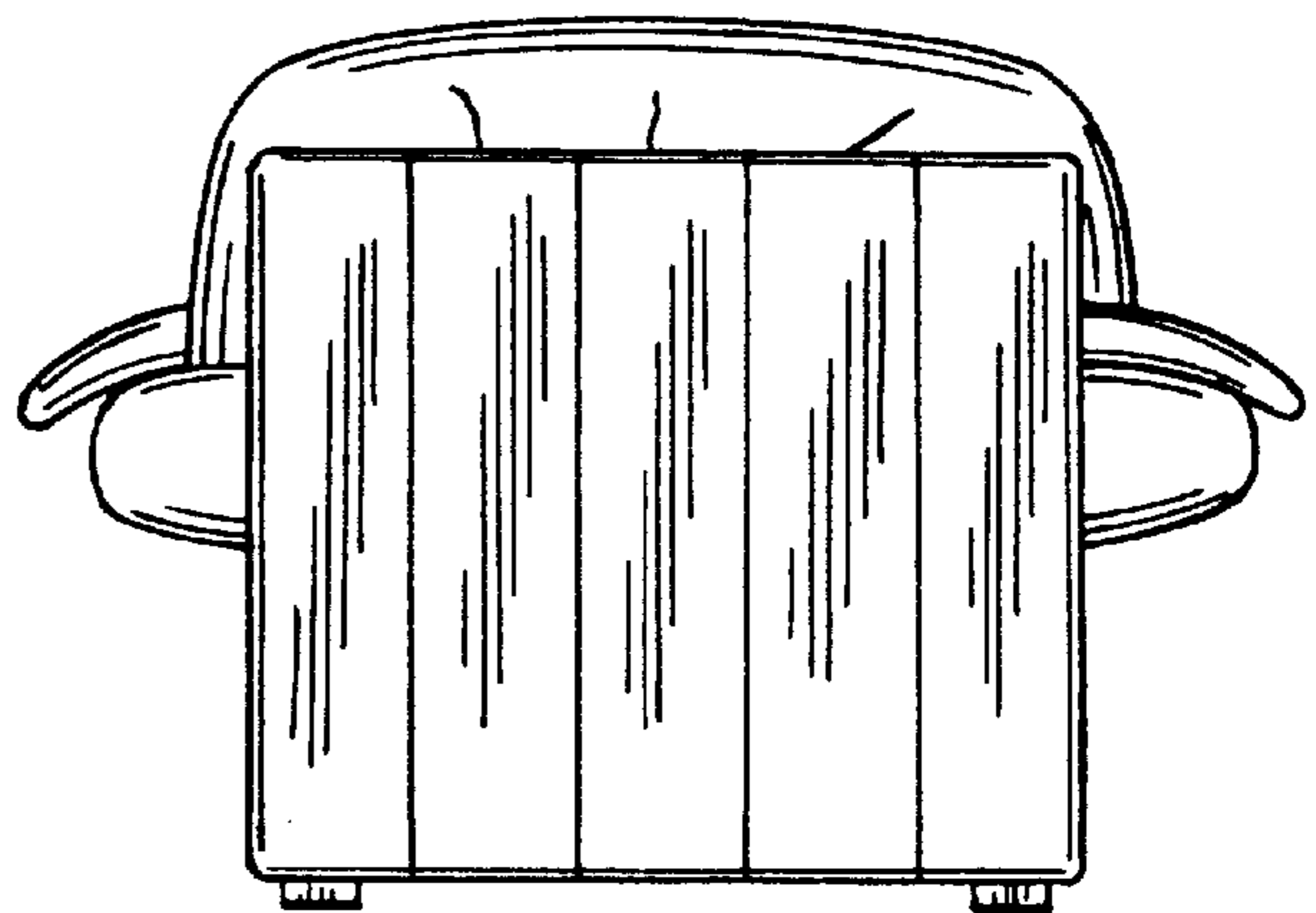


FIG. 12

UNITED STATES PATENT AND TRADEMARK OFFICE
CERTIFICATE OF CORRECTION

PATENT NO. : Des. 405,287

Page 1 of 5

DATED : February 9, 1999

INVENTOR(S) : Ronald N. Watson

It is certified that error appears in the above-identified patent and that said Letters Patent is hereby corrected as shown below:

In the drawings, cancel Sheets 1 to 3, Figures 1 to 12, and replace the canceled sheets with new Sheets 1 to 3, Figures 1 to 12, attached hereto.

Title page, should be deleted and replaced with the attached Title page, showing the illustrative figure.

Signed and Sealed this
Twenty-eighth Day of December, 1999

Attest:



Q. TODD DICKINSON

Attesting Officer

Acting Commissioner of Patents and Trademarks

[54] **CONTOURED ARM SEAT**

[75] **Inventor: Ronald N. Watson, Fort Smith, Ak.**

[73] **Assignee: Robinson & Robinson, Chula Vista, Calif.**

[**] **Term: 14 Years**

[21] **Appl. No.: 77,757**

[22] **Filed: Oct. 8, 1997**

[51] **LOC (6) CL 06-01**

[52] **U.S. Cl. D6/381; D6/334**

[58] **Field of Search D6/334, 335, 336, D6/364, 371, 373, 381, 500, 501, 502; 297/232**

[56] **References Cited**

U.S. PATENT DOCUMENTS

- D. 228,164 8/1973 Long .
- D. 229,993 1/1974 Korch .
- D. 231,758 6/1974 Rosselli .
- D. 237,027 10/1975 Bernard .
- D. 238,914 2/1976 Zapf .
- D. 240,479 7/1976 Halme .
- D. 243,896 4/1977 Zapf .
- D. 244,814 6/1977 Schobblom .
- D. 245,888 9/1977 Bellini .
- D. 247,797 5/1978 Beall, Jr. .
- D. 251,519 4/1979 Radaelli .
- D. 251,762 5/1979 Prevost .
- D. 255,514 6/1980 Williams .
- D. 256,743 9/1980 Beall, Jr. .
- D. 257,708 12/1980 Cassina .

(List continued on next page.)

OTHER PUBLICATIONS

Natuzzi #1190, International Home Furnishings Market, High Point, NC, Apr. 1994.

Ref. A—LeatherTrend Catalog Product Sheet showing Model 5100, published prior to Oct. 8, 1997.

Ref. B—LeatherTrend Catalog Product Sheet showing Model 1100, published prior to Oct. 8, 1997.

Ref. C—LeatherTrend Catalog Product Sheet showing Model 9200, published prior to Oct. 8, 1997.

Ref. D—LeatherTrend Catalog Product Sheet showing Model 7300, published prior to Oct. 8, 1997.

Ref. E—LeatherTrend Catalog Product Sheet showing Model 7202, published prior to Oct. 8, 1997.

Ref. F—LeatherTrend Catalog Product Sheet showing Model 7000, published prior to Oct. 8, 1997.

Ref. G—LeatherTrend Catalog Product Sheet showing Model 6800, published prior to Oct. 8, 1997.

Ref. H—LeatherTrend Catalog Product Sheet showing Model 6200, published prior to Oct. 8, 1997.

(List continued on next page.)

Primary Examiner—Gary D. Watson

Attorney, Agent, or Firm—Brown, Martin, Haller & McClain

[57] **CLAIM**

The ornamental design for a contoured arm seat, as shown and described.

DESCRIPTION

FIG. 1 is a perspective view of the contoured arm seat showing my new design;

FIG. 2 is a right side elevational view, the left side being a mere image thereof;

FIG. 3 is a front elevational view thereof;

FIG. 4 is a rear elevational view thereof;

FIG. 5 is a perspective view of a second embodiment of a contoured arm seat showing my new design in the form of a loveseat;

FIG. 6 is a left side elevational view of FIG. 5, the right side being a mere image thereof;

FIG. 7 is a front elevational view of FIG. 5;

FIG. 8 is a rear elevational view of FIG. 5;


FIG. 9 is a perspective view of a third embodiment of a contoured arm seat showing my new design in the form of a chair;

FIG. 10 is a left side elevational view of FIG. 9, the right side being a mere image thereof;

FIG. 11 is a front elevational view of FIG. 9; and,

FIG. 12 is a rear elevational view of FIG. 9.

1 Claim, 3 Drawing Sheets






FIG. 1

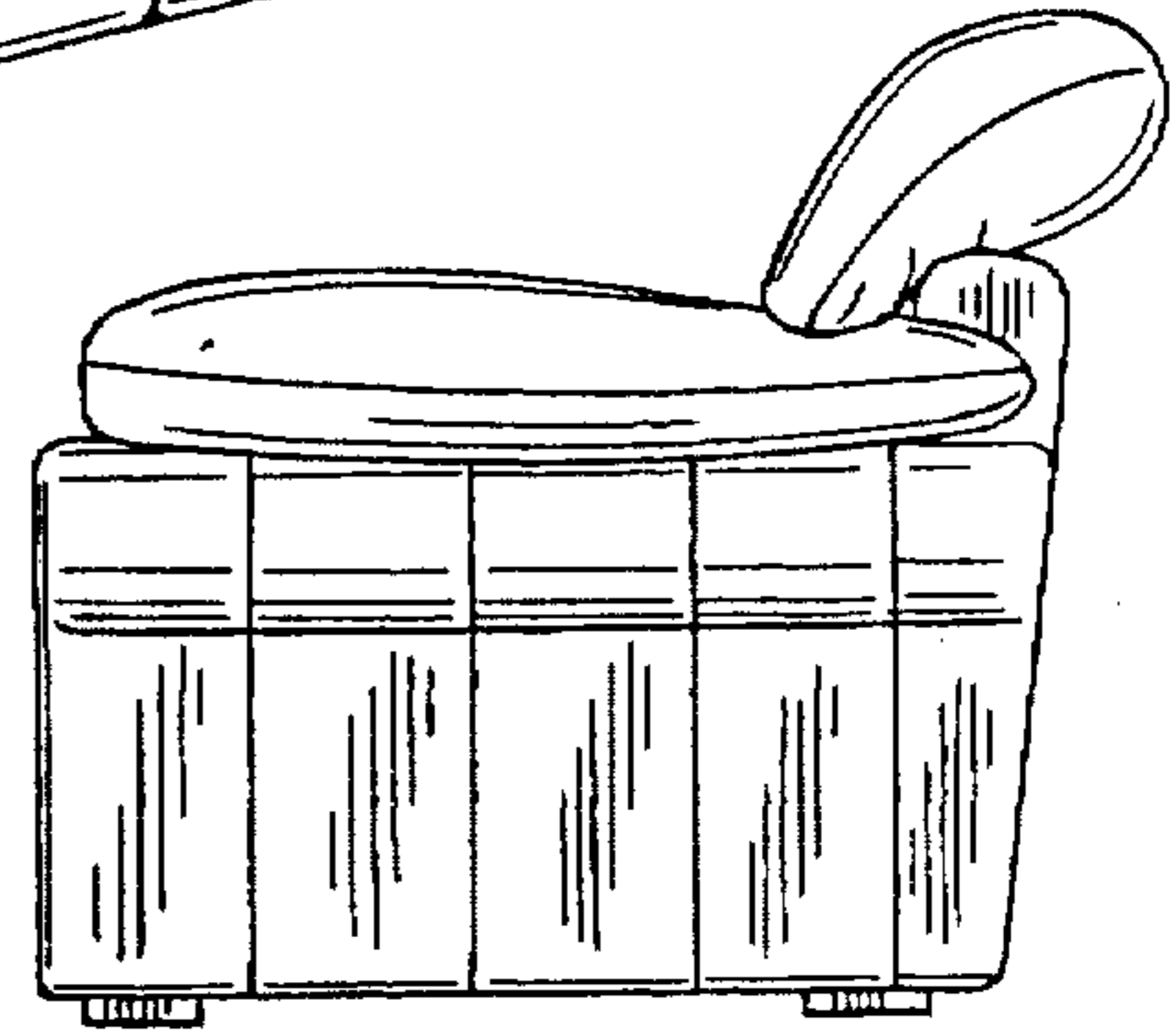


FIG. 2

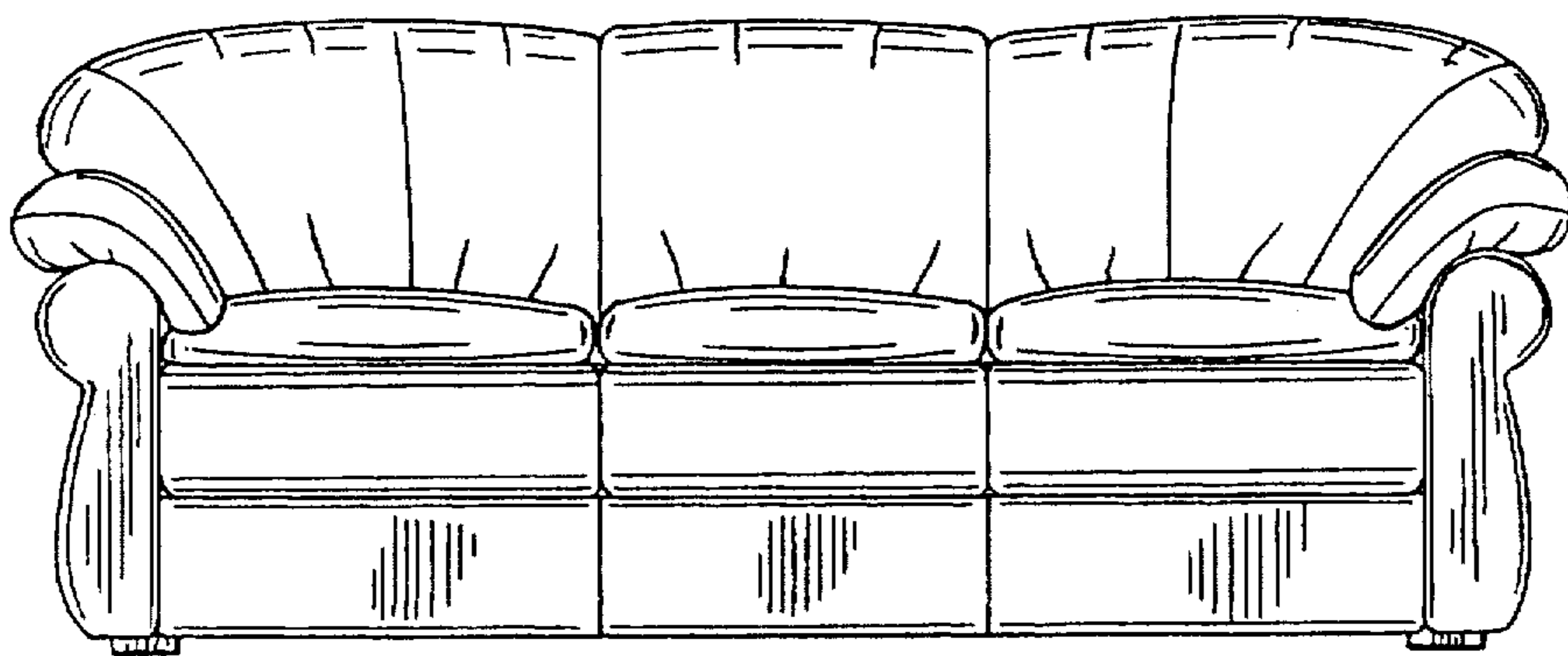


FIG. 3

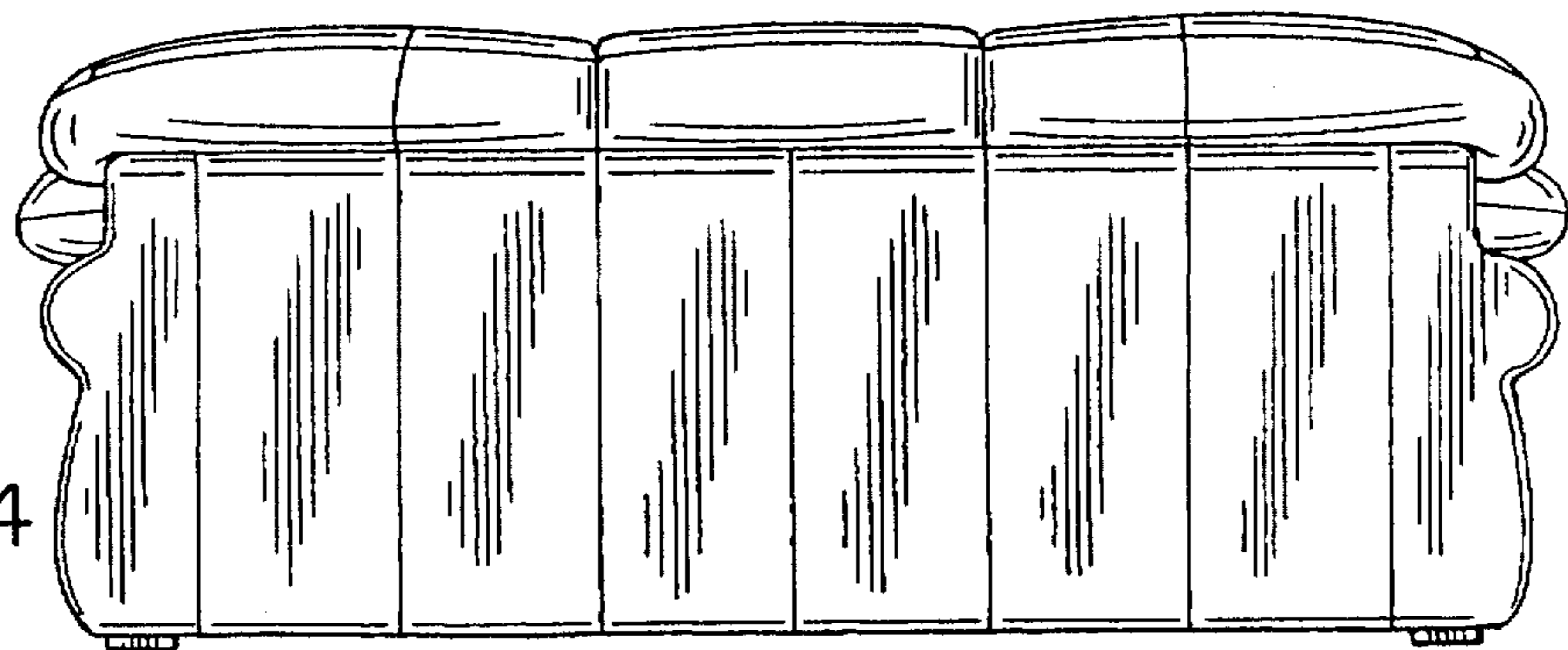


FIG. 4

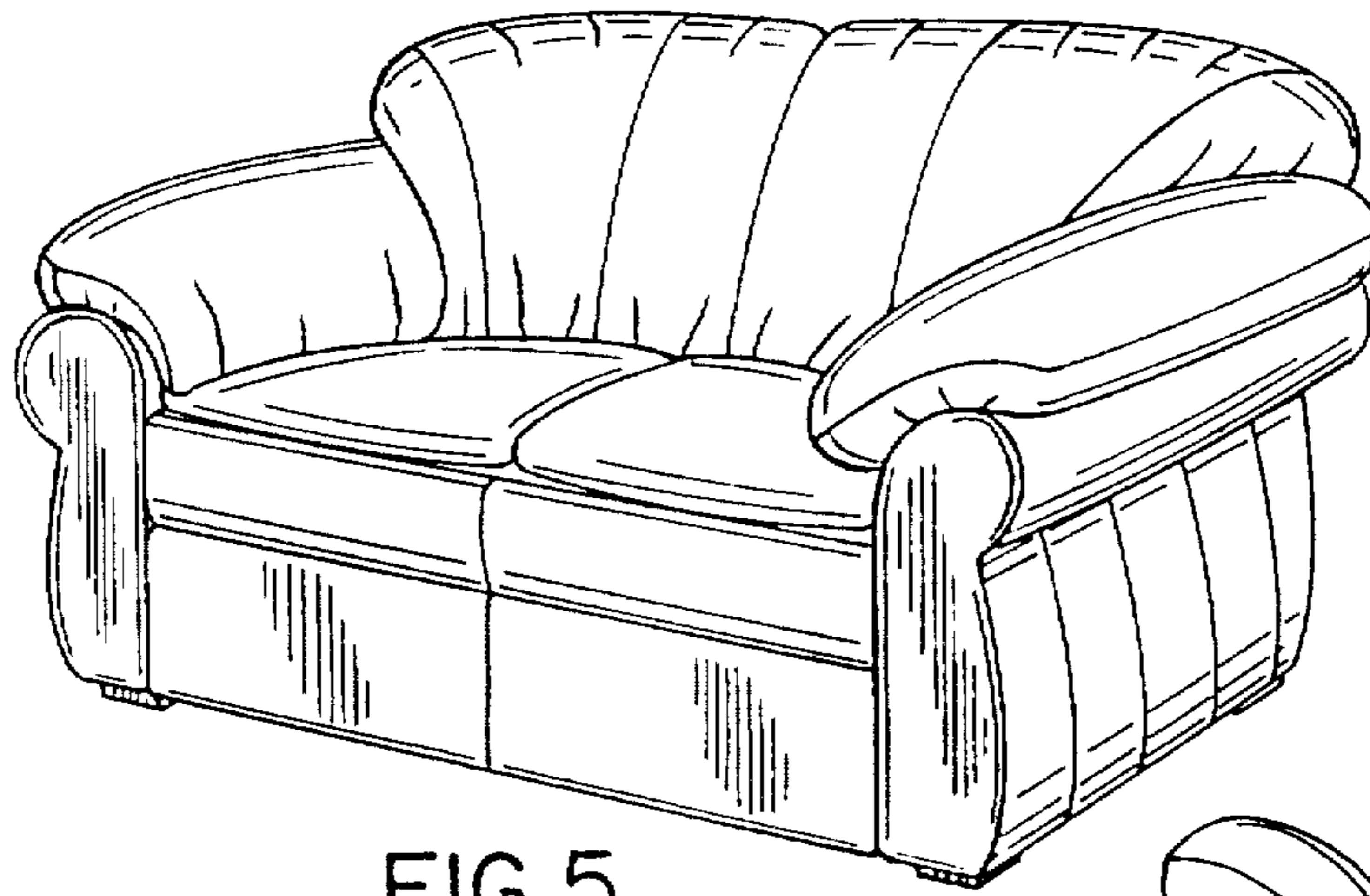


FIG. 5



FIG. 6

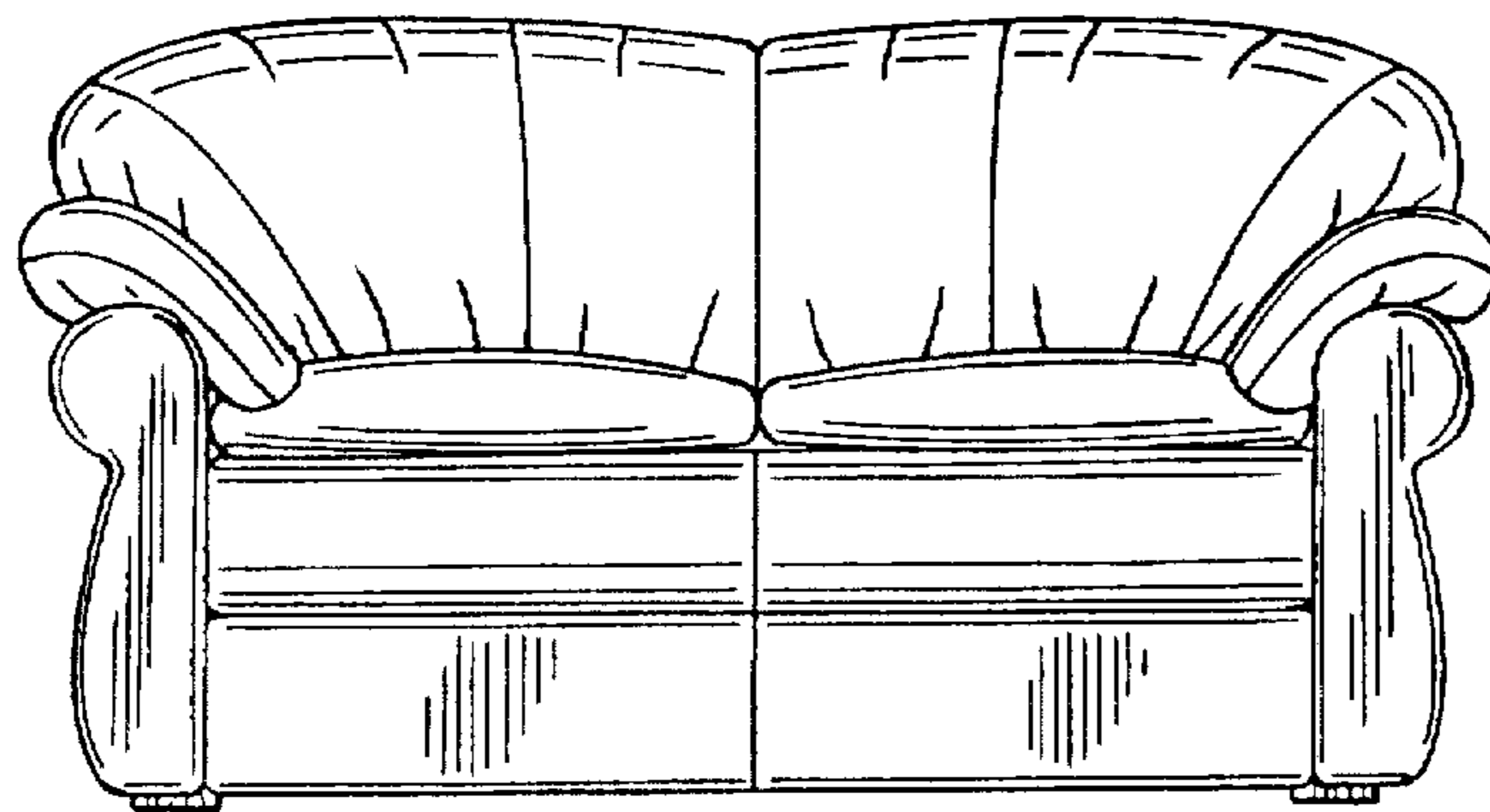


FIG. 7

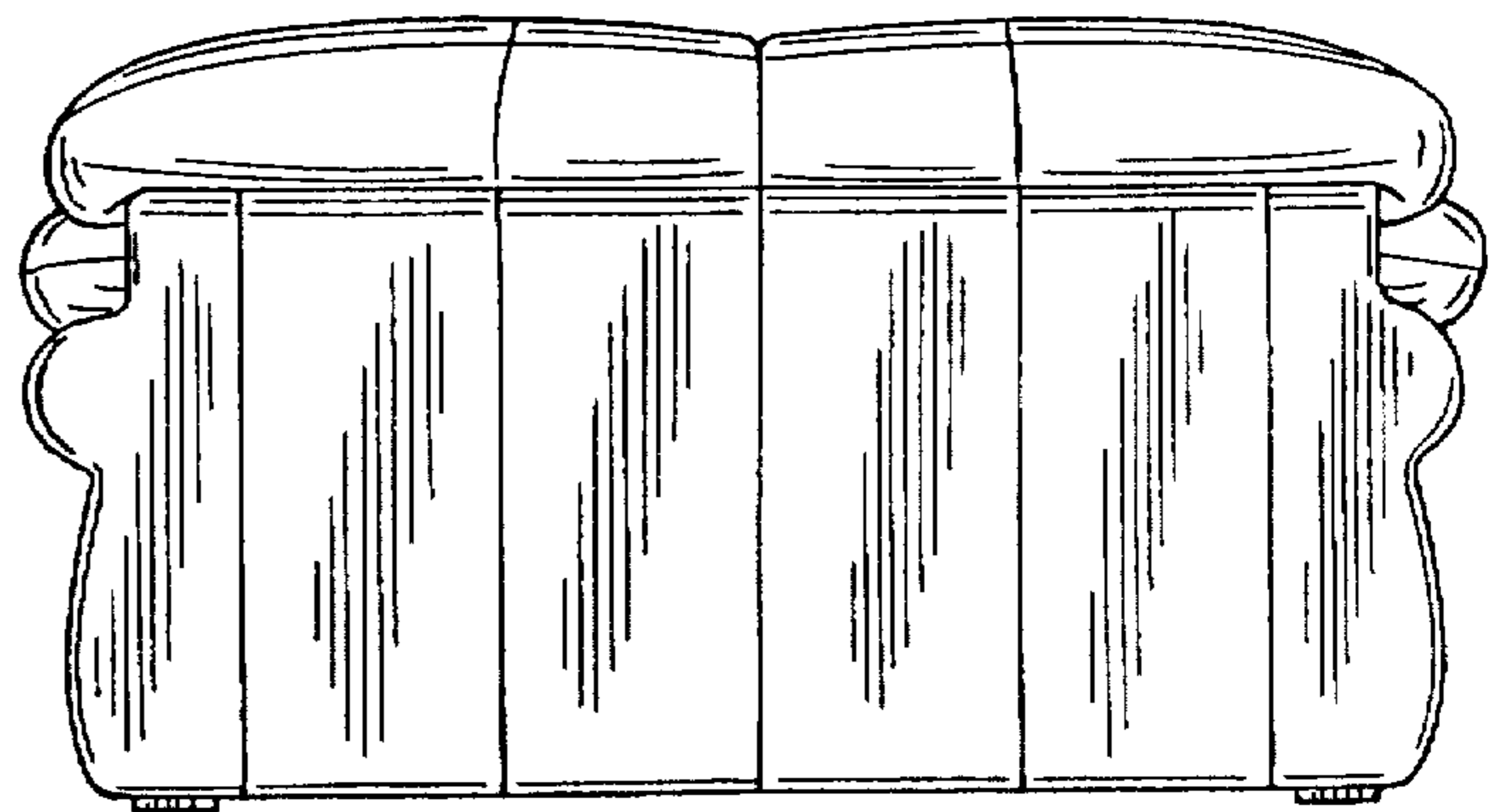


FIG. 8




FIG. 9




FIG. 10




FIG. 11

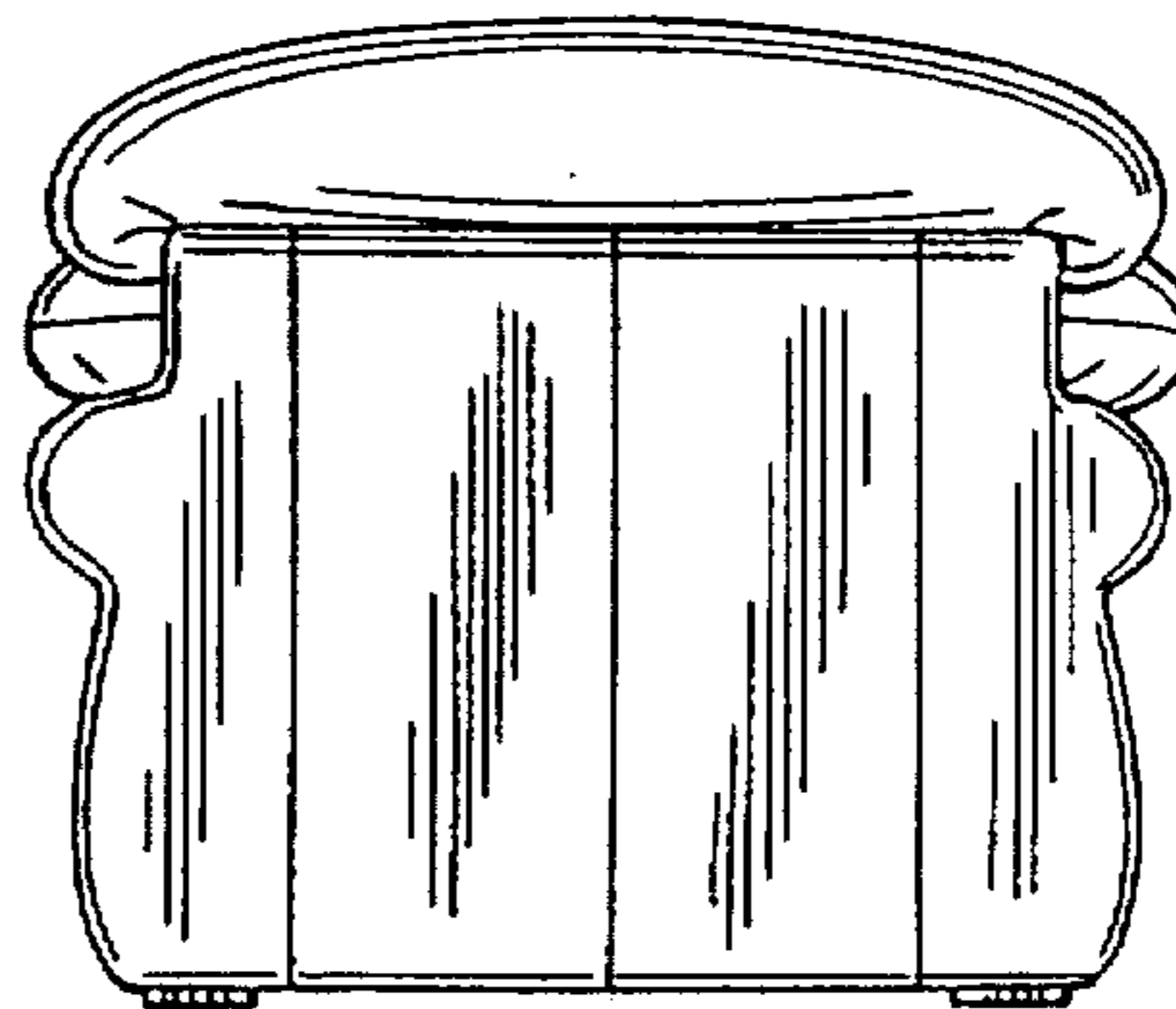


FIG. 12