



US00D405283S

United States Patent [19]
James

[11] **Patent Number: Des. 405,283**

[45] **Date of Patent: **Feb. 9, 1999**

[54] **CHAIR**

[75] Inventor: **Paul A. James**, Rochester, N.Y.

[73] Assignee: **HON Technology Inc.**, Muscatine, Iowa

[**] Term: **14 Years**

[21] Appl. No.: **84,567**

[22] Filed: **Mar. 5, 1998**

[51] **LOC (6) Cl.** **06-01**

[52] **U.S. Cl.** **D6/366**

[58] **Field of Search** D6/334, 364, 365,
D6/366, 367, 379, 500, 501, 502; 297/411.2,
411.28

[56] **References Cited**

U.S. PATENT DOCUMENTS

D. 295,466	5/1988	Ballini	D6/366
D. 295,467	5/1988	Bellini	D6/366
D. 313,703	1/1991	Moschini et al.	D6/366
D. 327,585	7/1992	Hollington	D6/366
D. 370,789	6/1996	Groulx	D6/366

D. 382,149	8/1997	Pimental eta l.	D6/500
D. 388,258	12/1997	Ambasz	D6/366
D. 391,424	3/1998	Raftery	D6/500
D. 395,762	7/1998	Saul	D6/366

OTHER PUBLICATIONS

Vecta Chair # 415127 by Cronk at right, ©1992.

Primary Examiner—Gary D. Watson

Attorney, Agent, or Firm—Jones, Day, Reavis & Pogue

[57] **CLAIM**

The ornamental design for a chair, as shown and described.

DESCRIPTION

FIG. 1 is a right front perspective view of a chair showing my new design;

FIG. 2 is a front view thereof;

FIG. 3 is a rear view thereof;

FIG. 4 is a right side view, the opposite side view being substantially the mirror image thereof except for the absence of the lever shown underneath the seat; and,

FIG. 5 is a top view thereof.

1 Claim, 3 Drawing Sheets



FIG. 1



FIG. 2

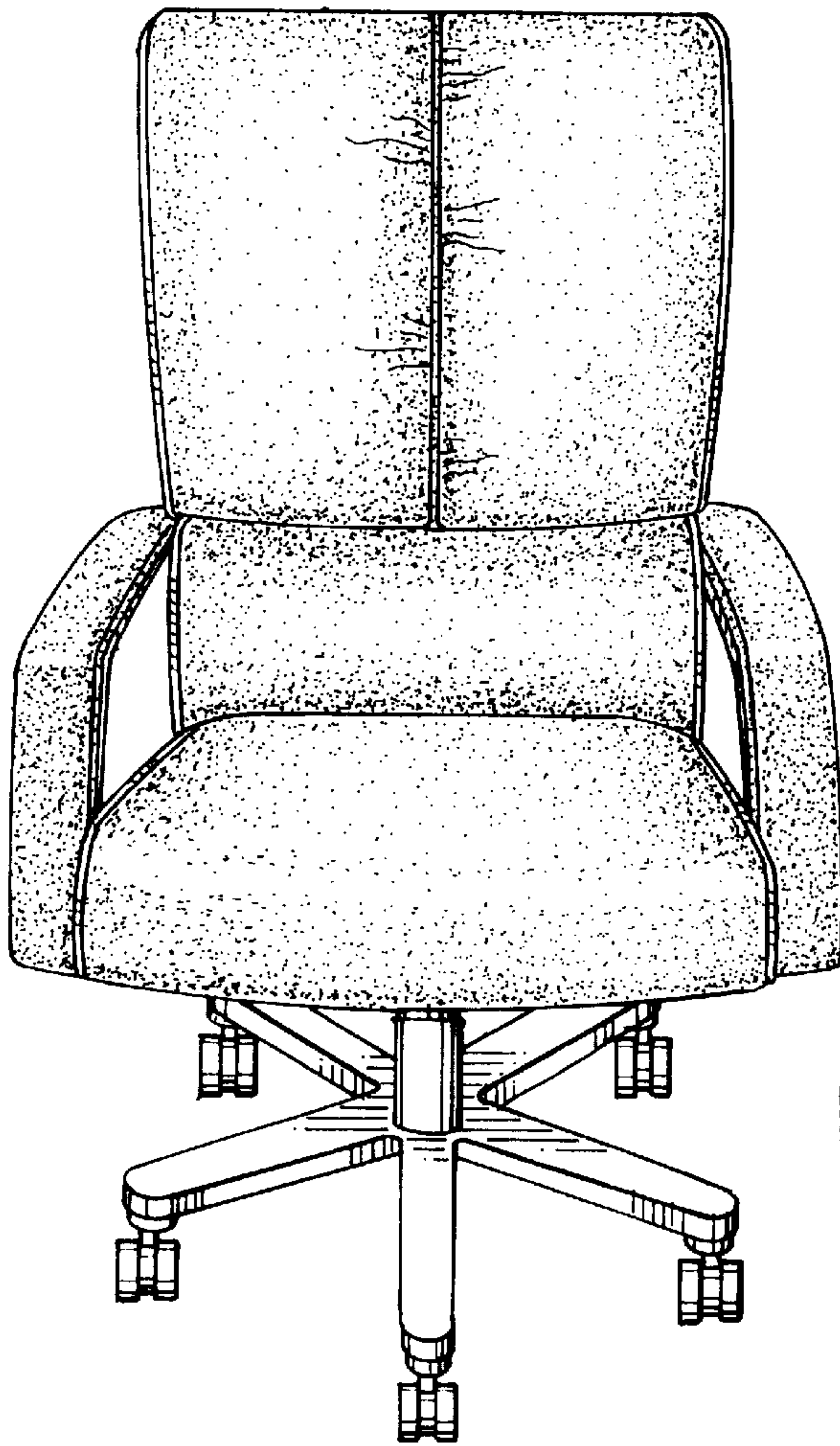


FIG. 3

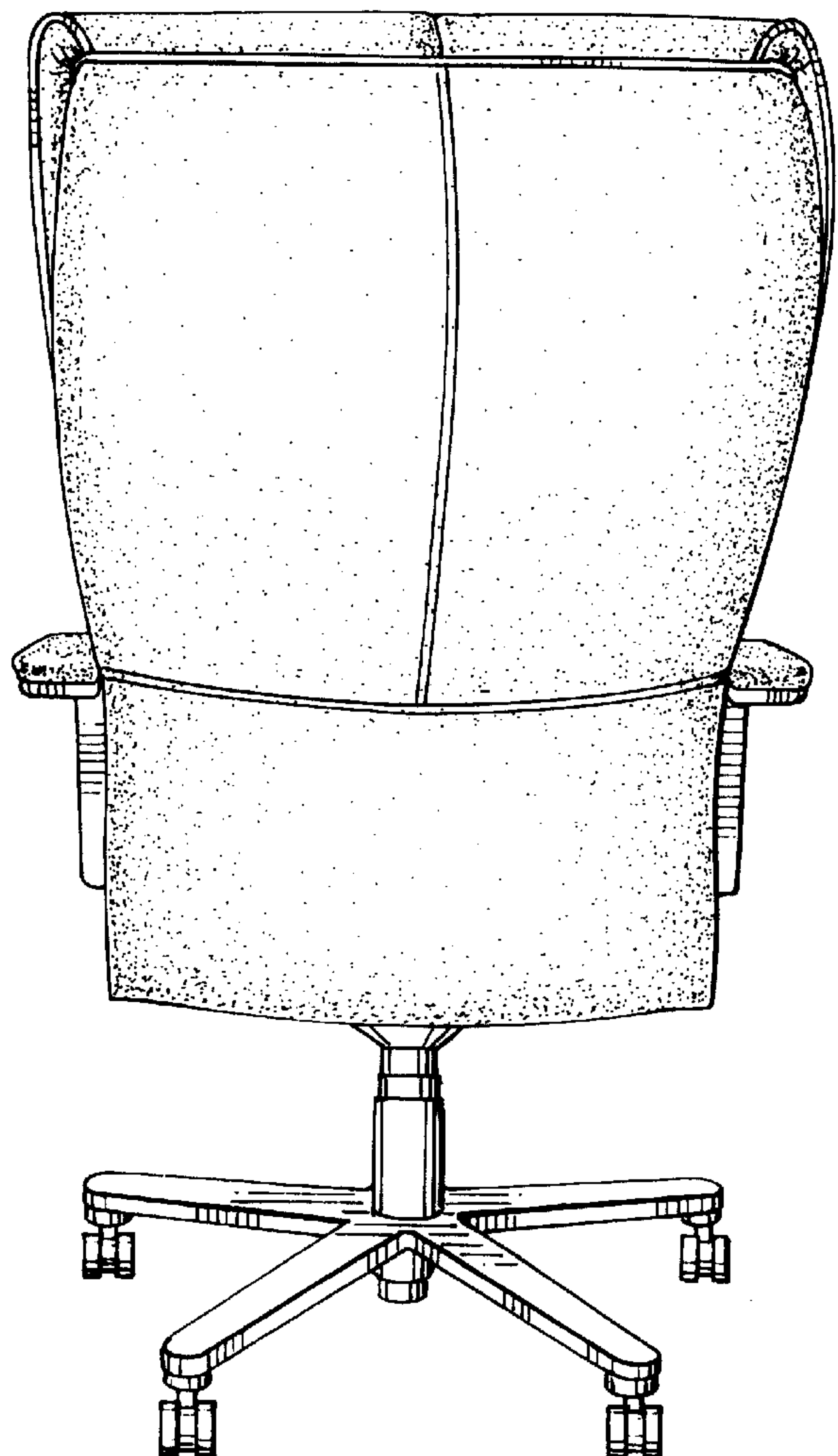


FIG. 4

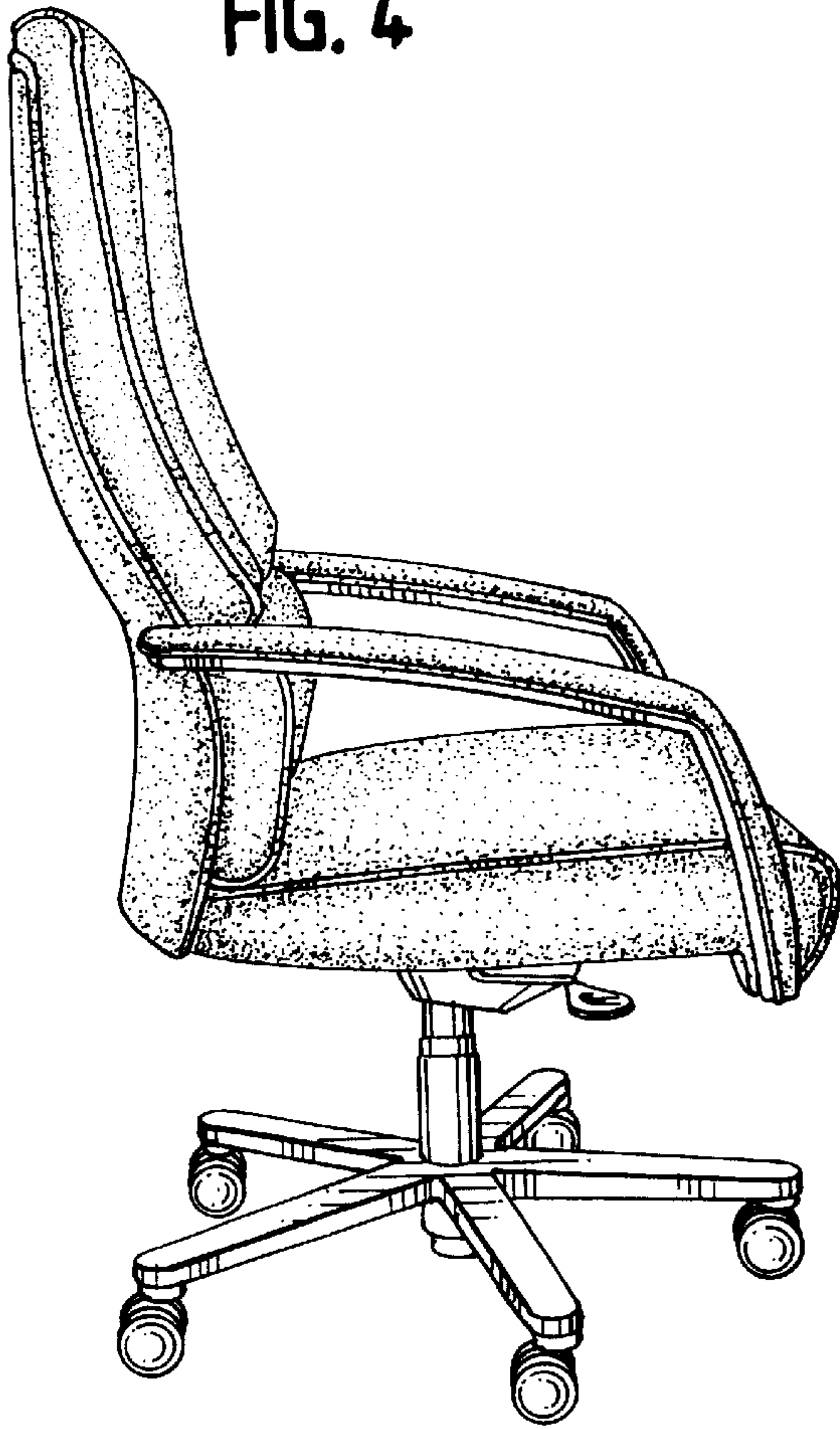


FIG. 5

