



US00D405281S

# United States Patent [19]

Blomdell et al.

[11] **Patent Number: Des. 405,281**

[45] **Date of Patent: \*\*Feb. 9, 1999**

[54] **VEHICLE SEAT**

[76] Inventors: **Peter Blomdell**, Bjönbärsgatan 10, 412 67 Göteborg; **Rolf Agerbert**, Delsjövägen 3, 412 66 Göteborg, both of Sweden

[\*\*] Term: **14 Years**

[21] Appl. No.: **81,067**

[22] Filed: **Dec. 19, 1997**

### Related U.S. Application Data

[62] Division of Ser. No. 62,650, Nov. 21, 1996.

[51] **LOC (6) Cl. .... 06-01**

[52] **U.S. Cl. .... D6/356**

[58] **Field of Search** ..... D6/334, 356, 367, D6/500, 501, 502; 297/216.1, 353, 367, 468

### [56] References Cited

#### U.S. PATENT DOCUMENTS

D. 273,540 4/1984 Wagner et al. .... D6/356

D. 355,986	3/1995	Myers	.....	D6/356
3,729,228	4/1973	Inoue et al.	.....	D6/356 X
3,924,893	12/1975	Ferrara	.....	D6/356 X
4,019,776	4/1977	Takamatsu	.....	D6/502 X
5,362,132	11/1994	Griswold et al.	.....	D6/356 X

*Primary Examiner*—Gary D. Watson  
*Attorney, Agent, or Firm*—Young & Thompson

### [57] CLAIM

The ornamental design for a vehicle seat, as shown and described.

### DESCRIPTION

FIG. 1 is a front, side and top perspective view of a vehicle seat showing our new design;

FIG. 2 is a view similar to FIG. 1 but with a seat belt in an alternative position; and,

FIG. 3 is a side and rear perspective view thereof.

The portions of the vehicle seat not shown in the drawing form no part of the claimed design.

**1 Claim, 1 Drawing Sheet**

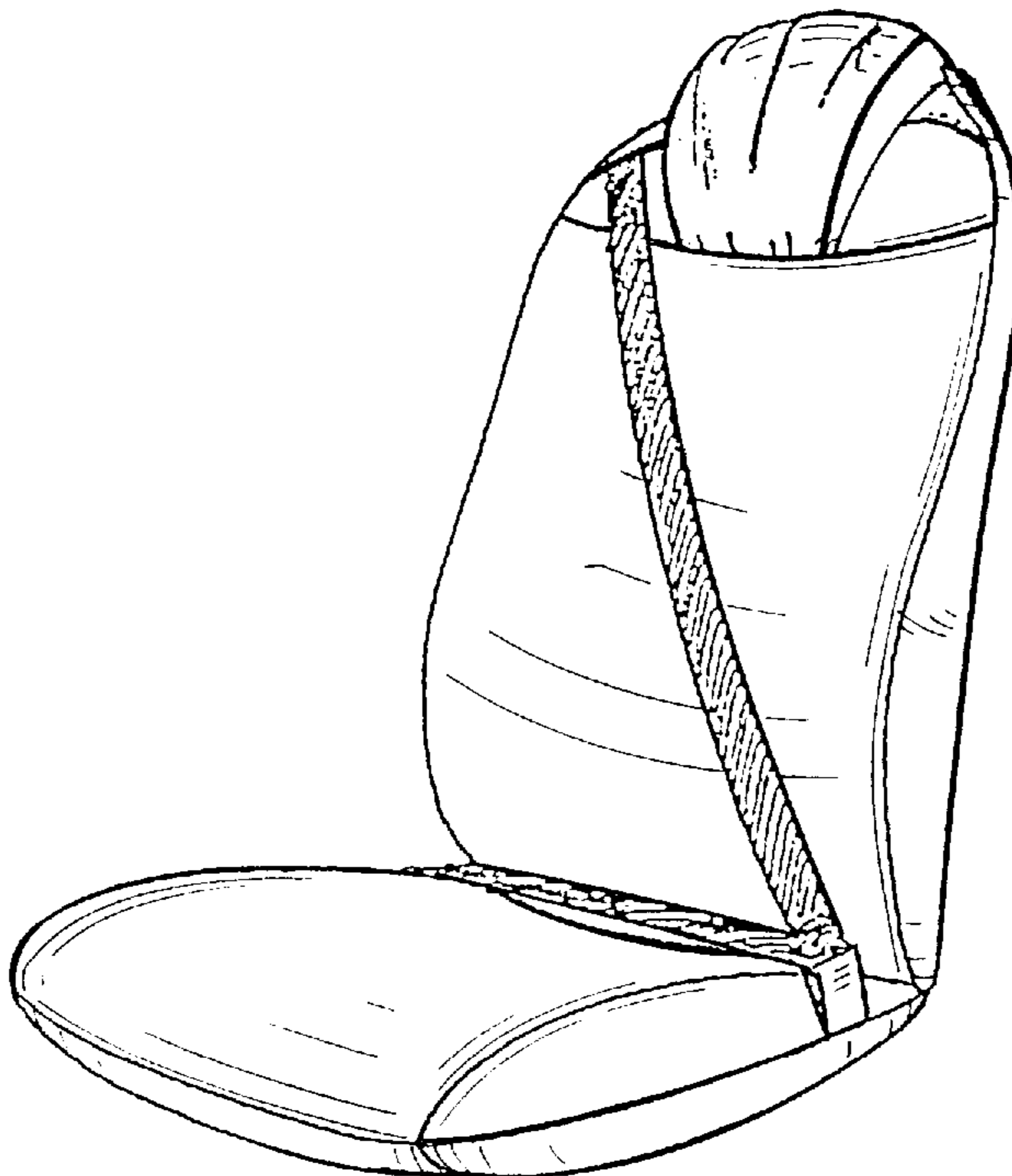


FIG. 1

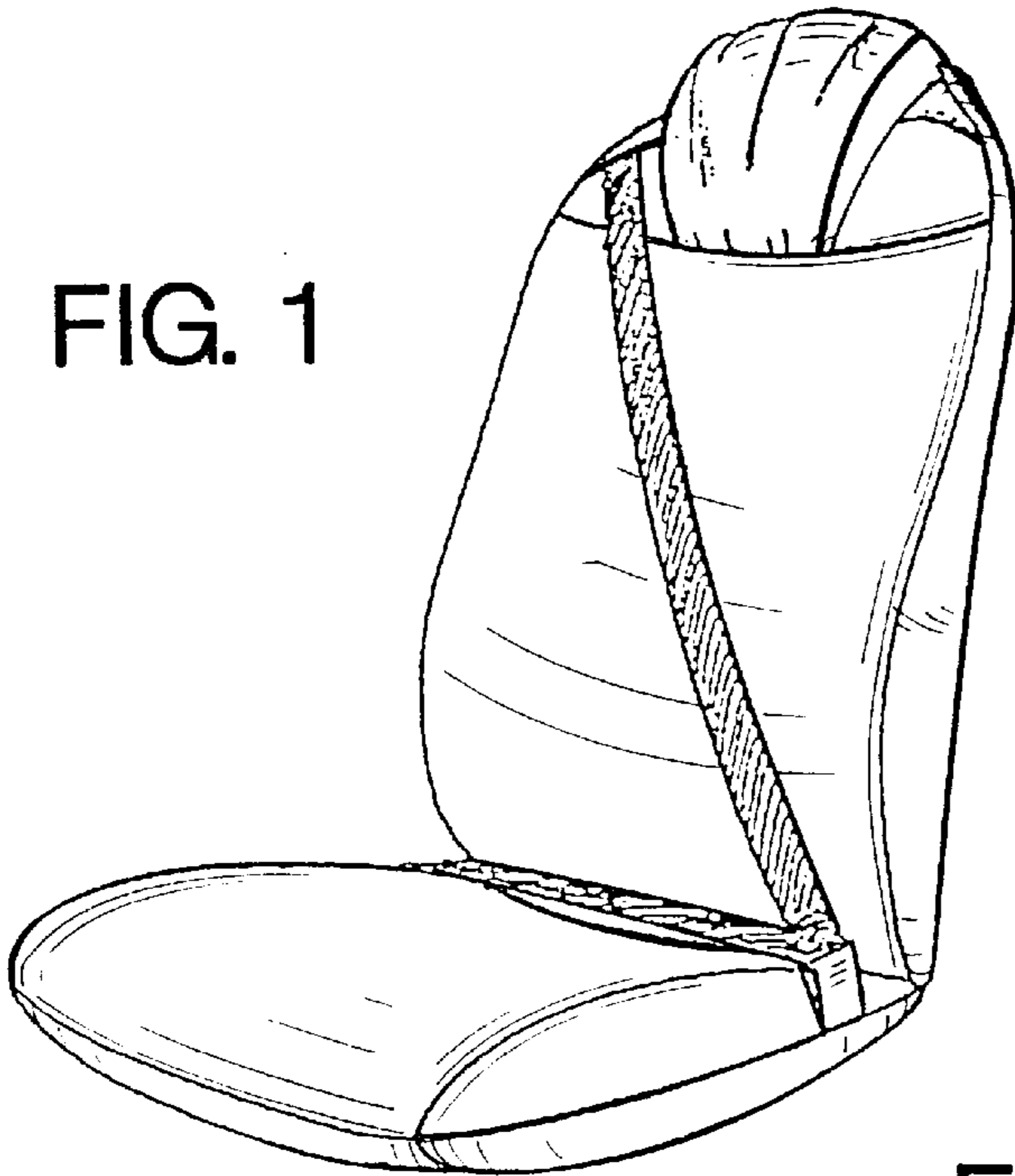


FIG. 2

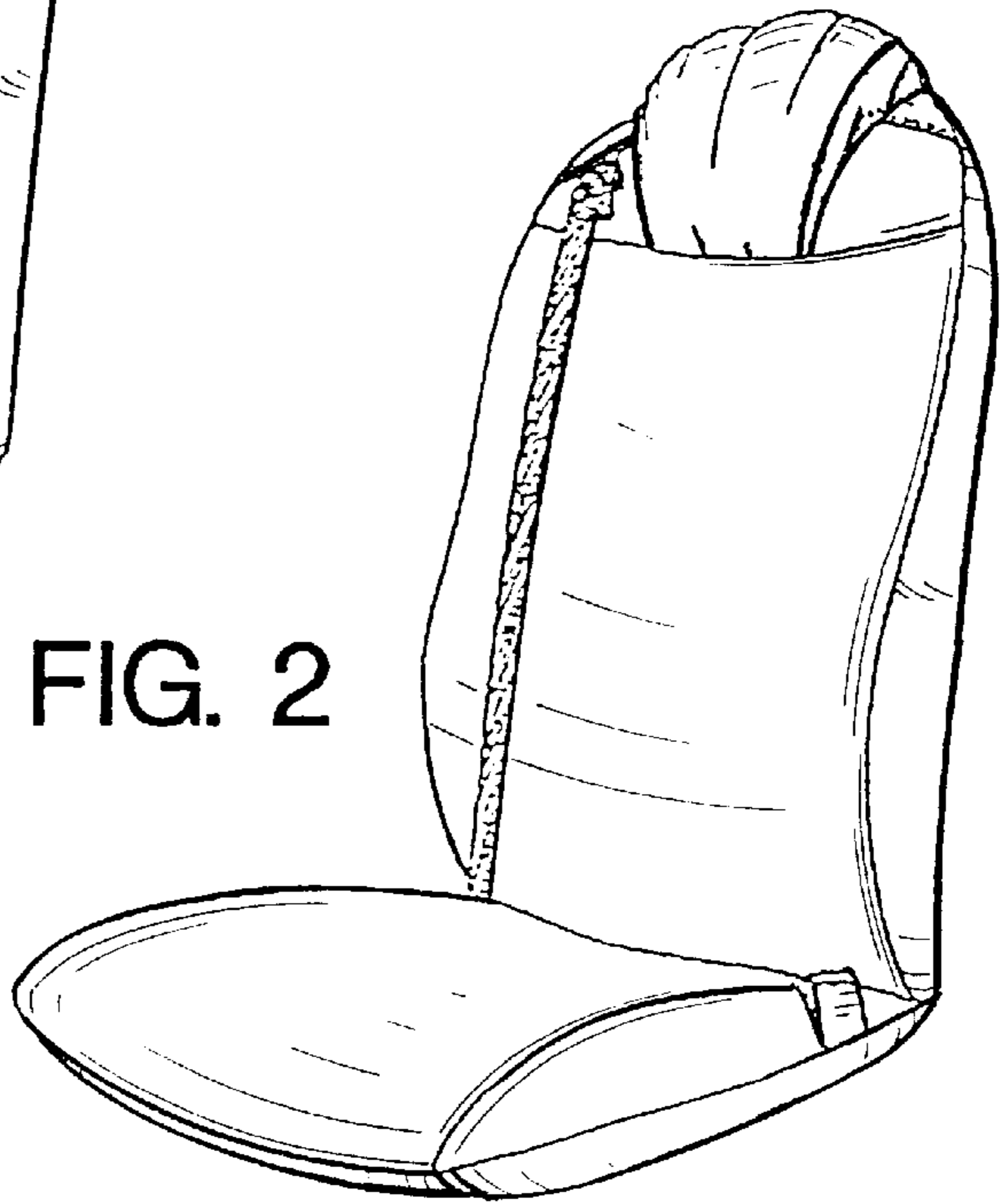


FIG. 3

