



US00D405276S

# United States Patent [19] Willett

[11] **Patent Number:** **Des. 405,276**  
[45] **Date of Patent:** **\*\*Feb. 9, 1999**

[54] **RACK FOR NECKTIES AND BELTS**  
[76] **Inventor:** **Edith M. Willett**, 7112 E. 28th St.,  
Kansas City, Mo. 64129

D. 276,391 11/1984 Ringler .  
D. 304,793 11/1989 Burke .  
D. 338,127 8/1993 Bass et al. .  
1,288,298 12/1918 Tune et al. .

[\*\*] **Term:** **14 Years**

*Primary Examiner*—B. J. Bullock

[21] **Appl. No.:** **25,397**

[57] **CLAIM**

[22] **Filed:** **Jun. 29, 1994**

The ornamental design for a rack for neckties and belts, as shown and described.

### Related U.S. Application Data

[63] Continuation of Ser. No. 9,151, Jun. 7, 1993, abandoned.  
[51] **LOC (6) Cl.** ..... **06-08**  
[52] **U.S. Cl.** ..... **D6/320; D6/323; D6/570;**  
D6/574  
[58] **Field of Search** ..... D6/320, 566, 569,  
D6/570, 574, 323; 211/85.3, 87.01, 90.01,  
106

### DESCRIPTION

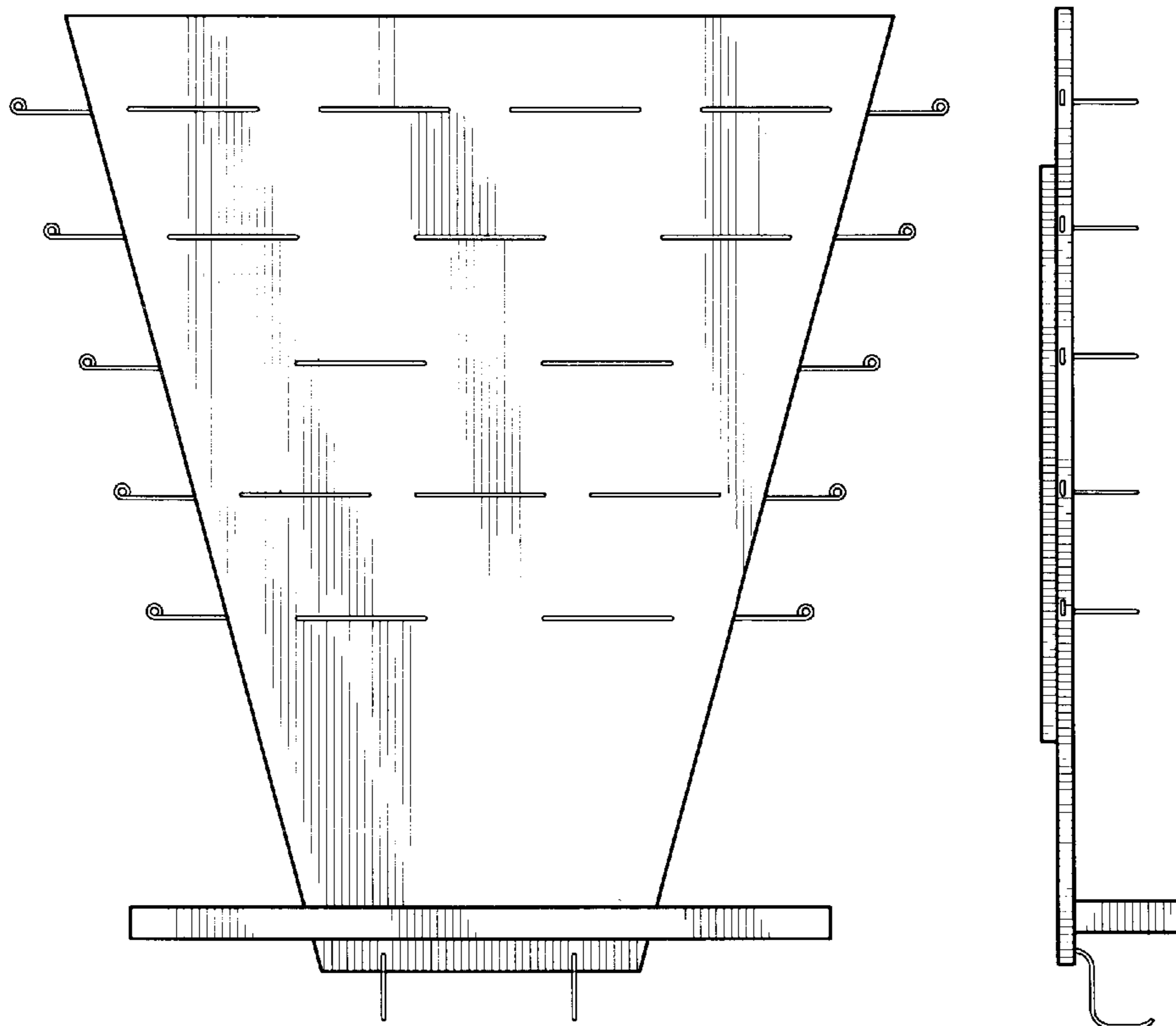
FIG. 1 is a front elevational view of the rack for neckties and belts showing my new design;  
FIG. 2 is a rear elevational view thereof;  
FIG. 3 is a left side elevational view thereof;  
FIG. 4 is a right side elevational view thereof;  
FIG. 5 is a top plan view thereof; and,  
FIG. 6 is a bottom plan view thereof.

### [56] **References Cited**

#### U.S. PATENT DOCUMENTS

D. 167,411 8/1952 Lester .

**1 Claim, 3 Drawing Sheets**



*FIG. 1*

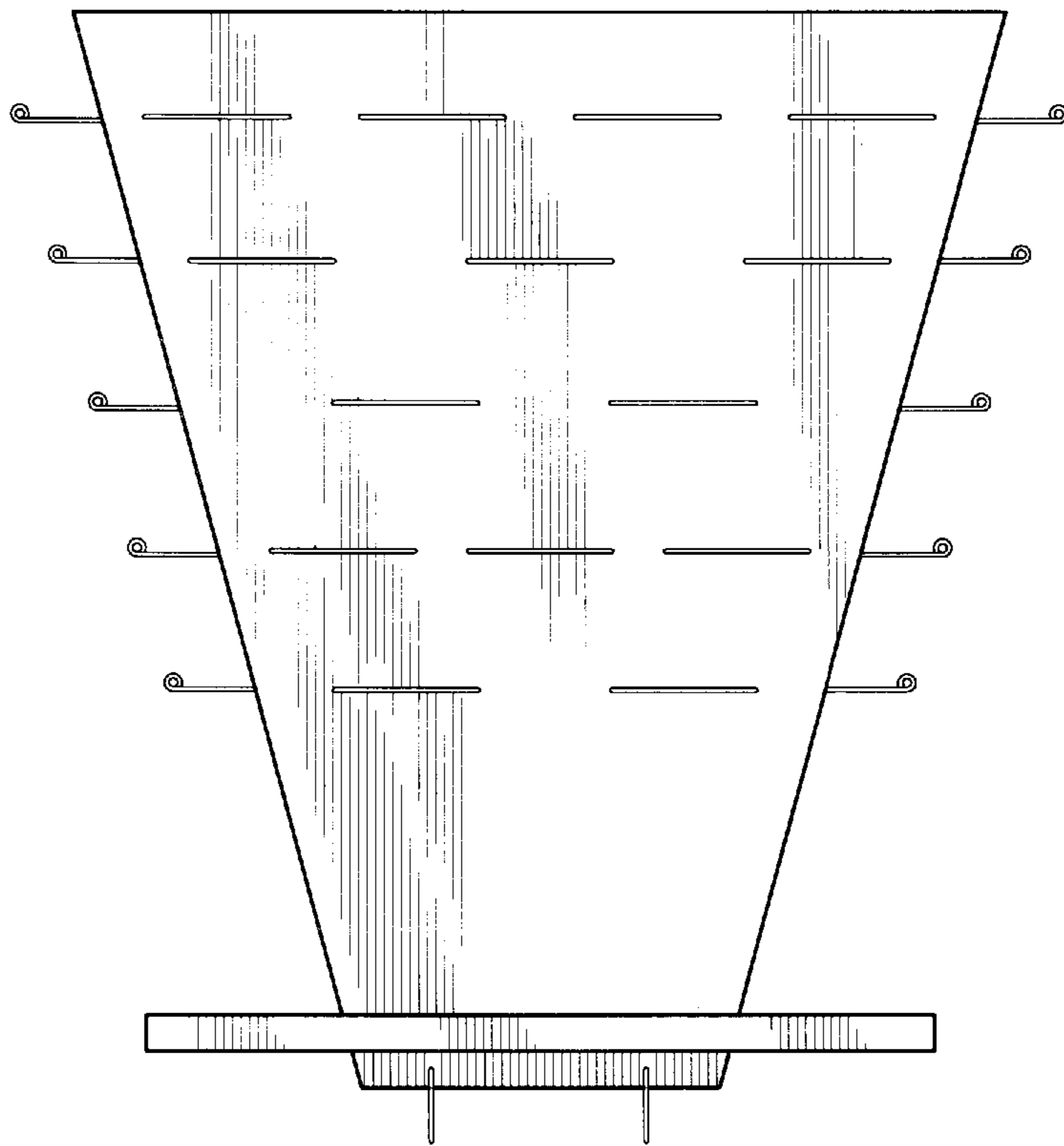


FIG. 2

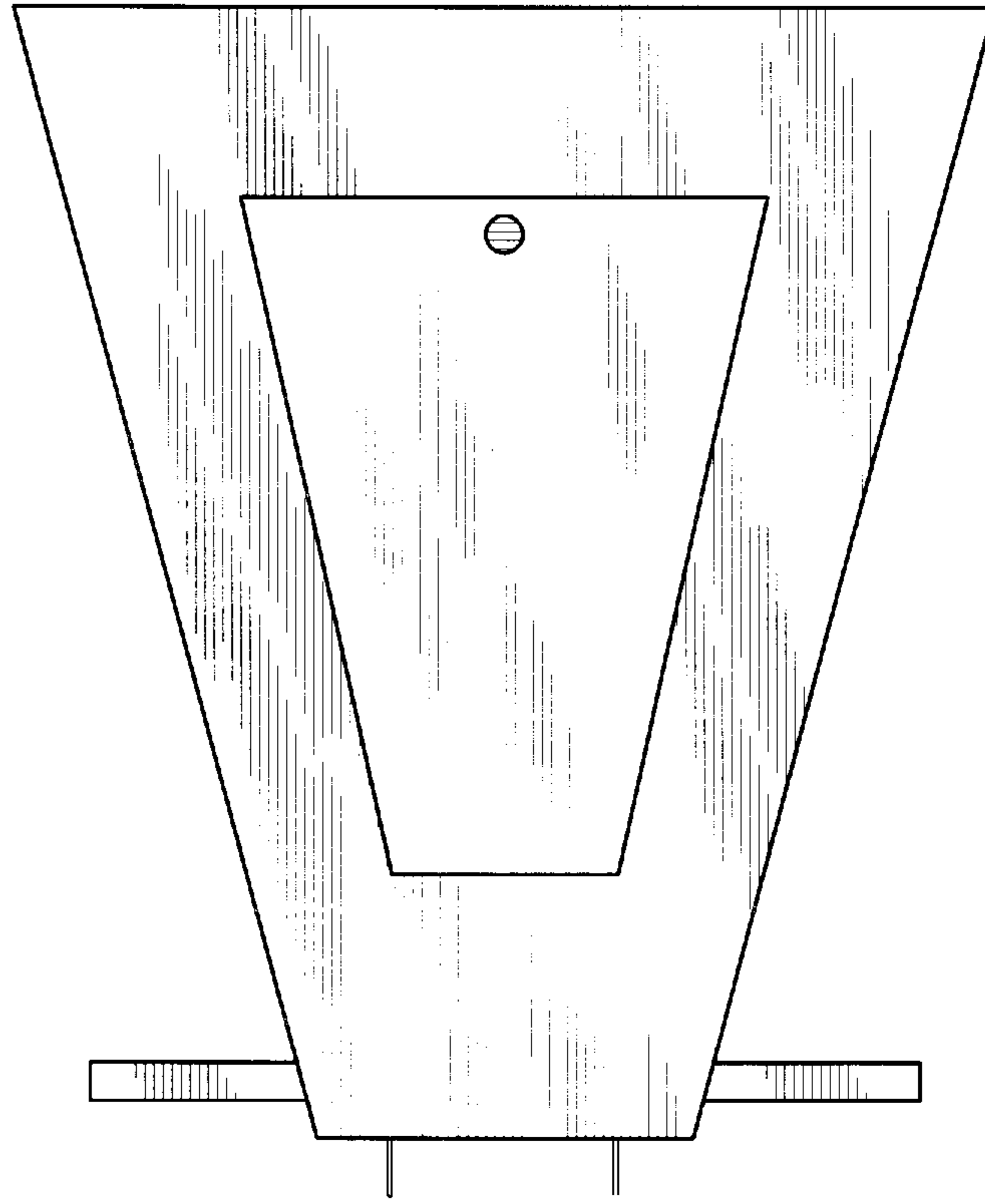


FIG. 3

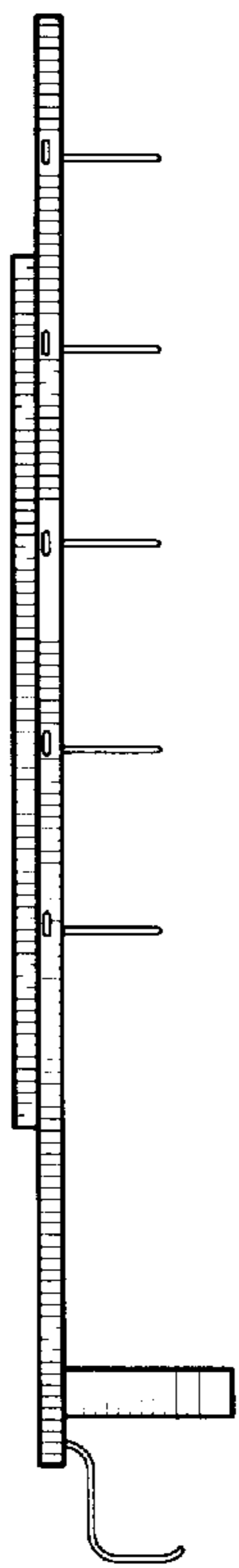
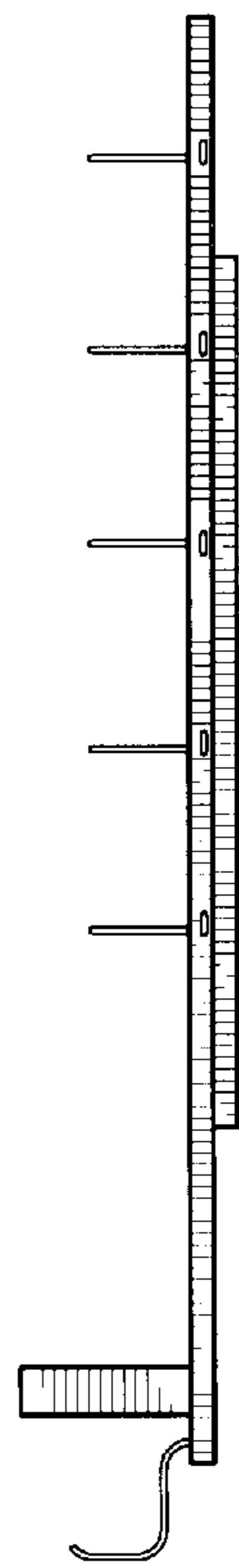
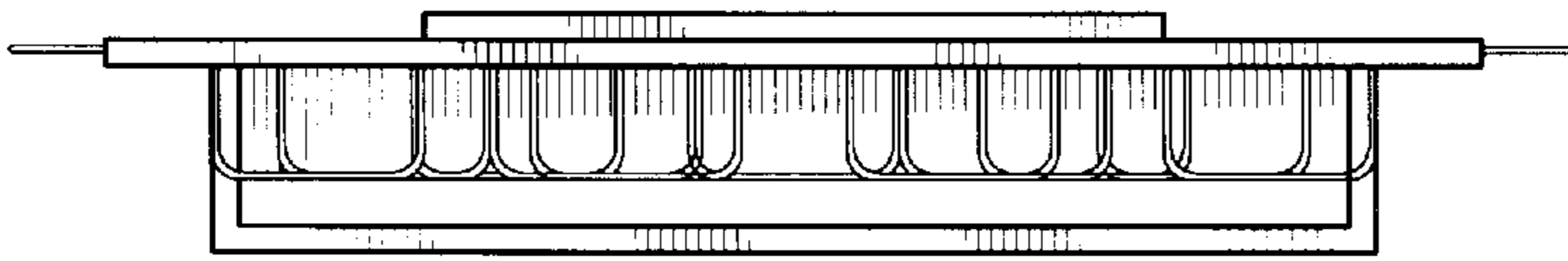


FIG. 4



*FIG. 5*



*FIG. 6*

