



US00D405250S

**United States Patent** [19]  
**Prats**

[11] **Patent Number: Des. 405,250**

[45] **Date of Patent: \*\*Feb. 9, 1999**

[54] **SHOE UPPER**

[75] Inventor: **Gabriel P. Prats**, Lake Forest, Calif.

[73] Assignee: **Fila U.S.A., Inc.**, Sparks, Md.

[\*\*] Term: **14 Years**

[21] Appl. No.: **71,863**

[22] Filed: **May 8, 1997**

[51] **LOC (6) Cl. .... 07-04**

[52] **U.S. Cl. .... D2/969**

[58] **Field of Search** ..... D2/969, 970, 902,  
D2/907, 908, 910-912, 944; 36/1.5, 83,  
89, 102-104, 107, 110, 113-116, 117.4,  
45, 50.1, 58.5

[56] **References Cited**

**U.S. PATENT DOCUMENTS**

D. 295,576	5/1988	Selbiger	.....	D2/969
D. 373,460	9/1996	Crowley	.....	D2/969
5,471,769	12/1995	Sink	.....	36/50.1

**OTHER PUBLICATIONS**

Nike Footwear Holiday 96 Catalog, p. 128, "Air Trainer Point", Mar. 1995.

*Primary Examiner*—Louis S. Zarfes

*Assistant Examiner*—G. Andoll

*Attorney, Agent, or Firm*—Fish & Richardson P.C.

[57] **CLAIM**

The ornamental design for a shoe upper, as shown and described.

**DESCRIPTION**

FIG. 1 is a perspective view of a shoe upper showing my new design;

FIG. 2 is a top view thereof;

FIG. 3 is a left side view thereof;


FIG. 4 is a front view thereof;

FIG. 5 is a rear view thereof; and,


FIG. 6 is a right side view thereof.

The dotted line showing of a shoe sole in FIG. 1 is for illustrative purposes only and forms no part of the claimed design.

**1 Claim, 5 Drawing Sheets**



*FIG. 1*



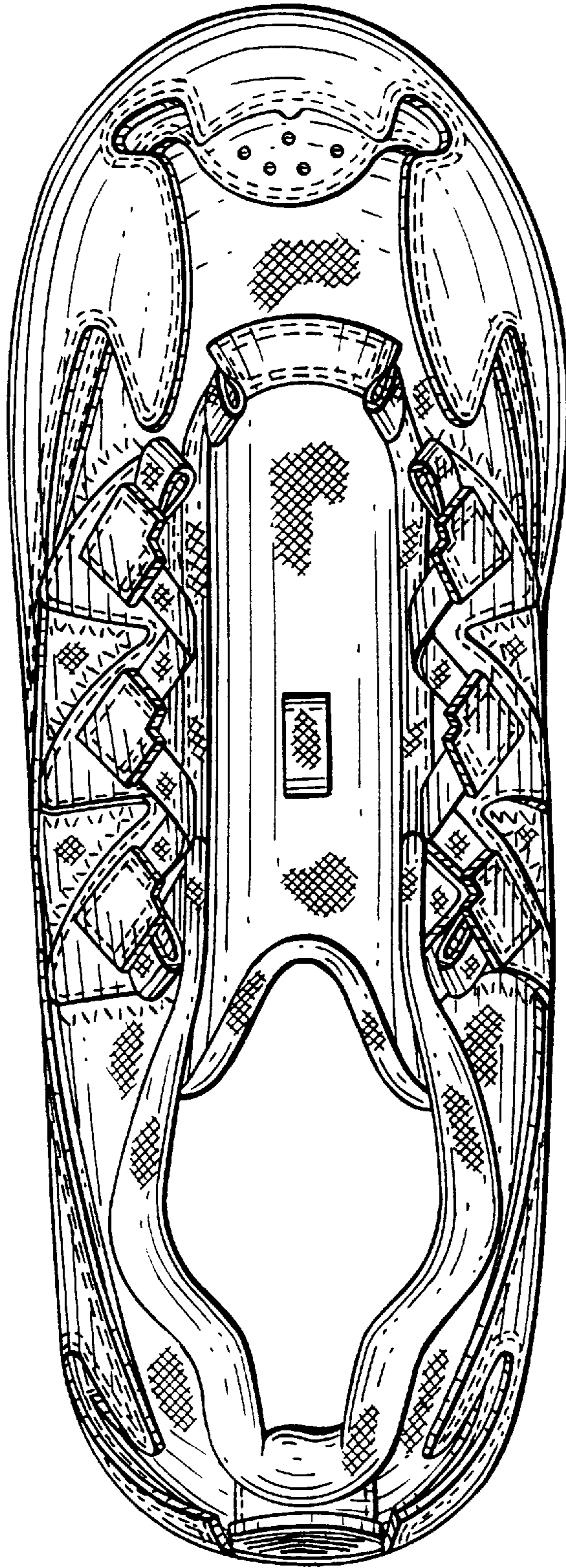


FIG. 2

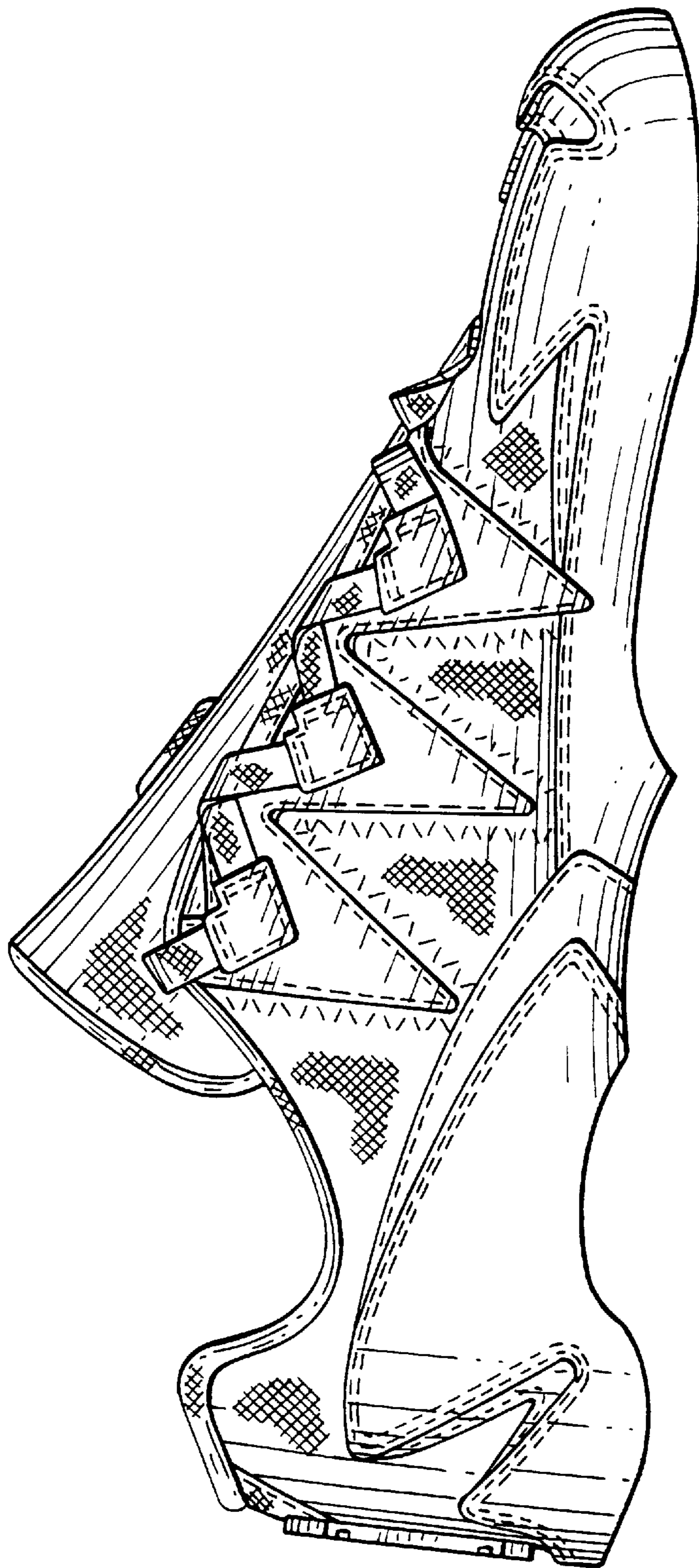


FIG. 3

FIG. 5

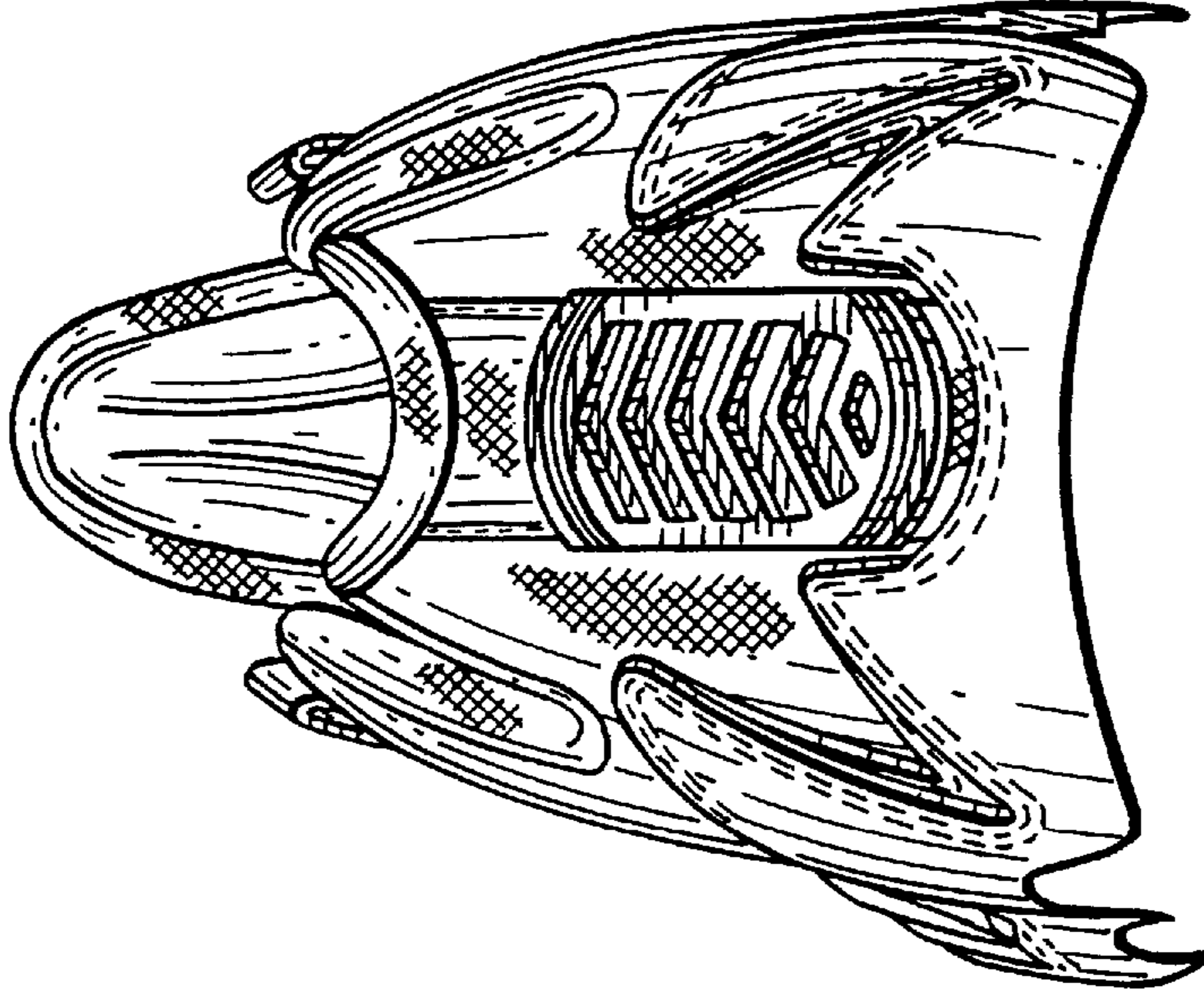


FIG. 4

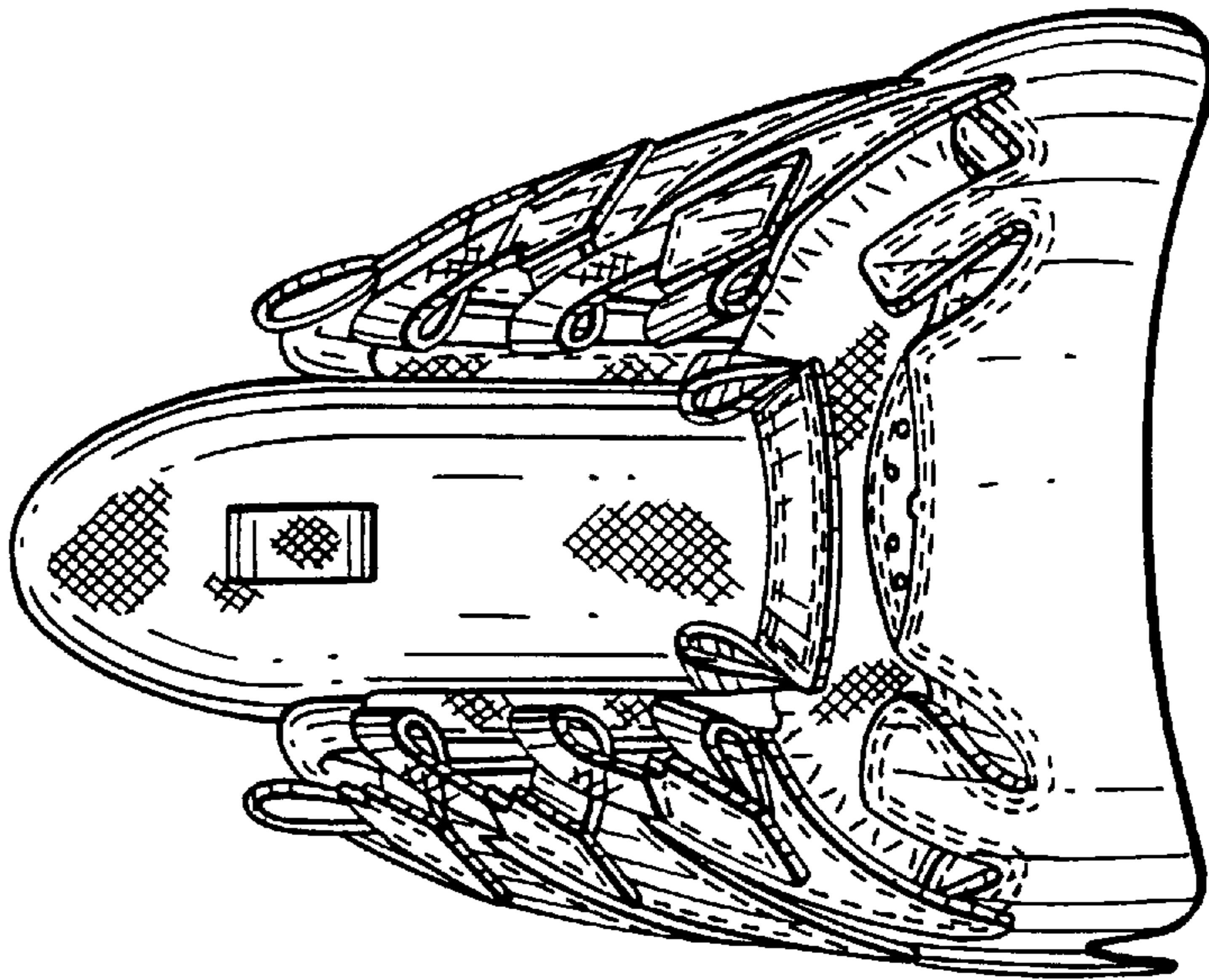


FIG. 6

