



US00D405246S

**United States Patent** [19]  
**Singer**

[11] **Patent Number: Des. 405,246**

[45] **Date of Patent: \*\*Feb. 9, 1999**

[54] **DECORATIVE SOLE PLATE FOR GOLF SHOES**

[75] Inventor: **Joel Singer**, Quincy, Mass.

[73] Assignee: **Lisco, Inc.**, Tampa, Fla.

[\*\*] Term: **14 Years**

[21] Appl. No.: **75,978**

[22] Filed: **Aug. 27, 1997**

[51] **LOC (6) Cl.** ..... **02-04**

[52] **U.S. Cl.** ..... **D2/946; D2/906; D2/962**

[58] **Field of Search** ..... D2/906, 946, 962,  
D2/963, 959; 36/114, 128, 72 R, 136, 113,  
103, 107, 108, 31

[56] **References Cited**

**U.S. PATENT DOCUMENTS**

37,233	12/1862	Lafreriere	36/31
D. 380,289	7/1997	Sand	D2/959
398,453	2/1889	Schnarr	36/108
881,079	3/1908	Jolitz	36/108

911,673	2/1909	Oliver	36/72 R
1,051,880	2/1913	Glenn	36/108
1,189,329	7/1916	Winagle	36/136
1,367,884	2/1921	Mead	36/136
2,616,189	11/1952	Smith	36/136

*Primary Examiner*—Doris V. Coles

[57] **CLAIM**

The ornamental design of the decorative sole plate for golf shoes, as shown and described.

**DESCRIPTION**

FIG. 1 is a top plan view of a decorative sole plate for golf shoes, showing my new design, the broken line showing of a shoe sole is for illustrative purposes only and forms no part of claimed design;

FIG. 2 is a bottom view thereof;

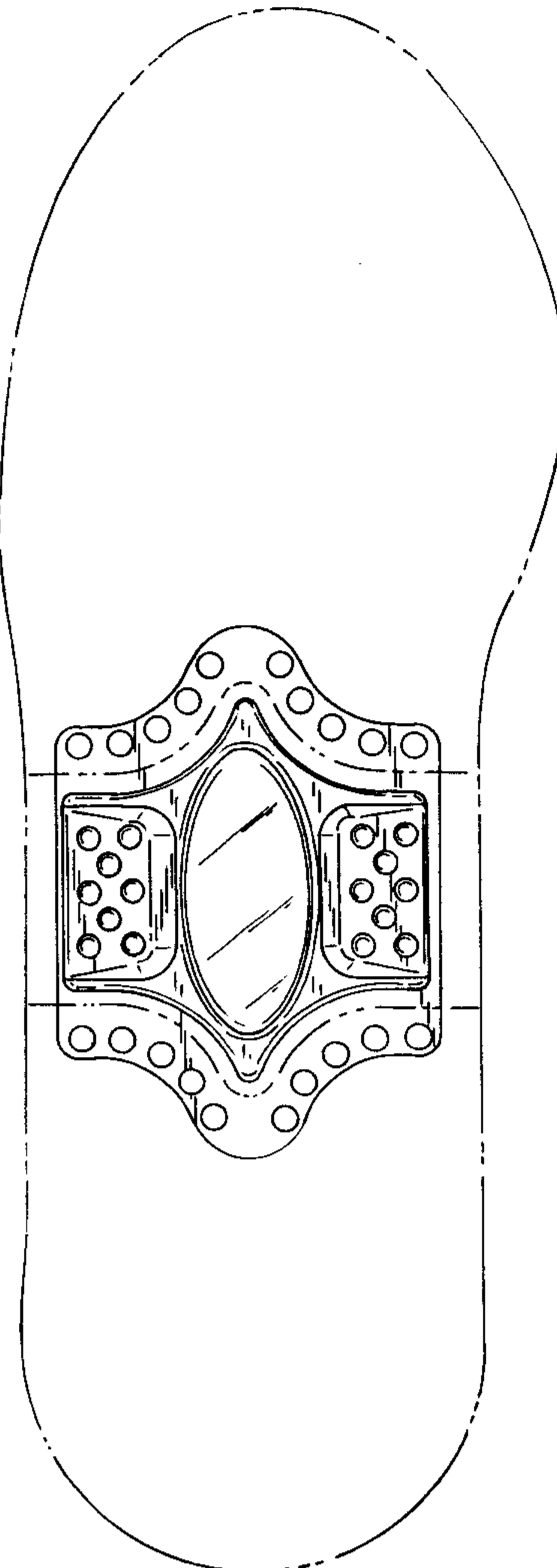
FIG. 3 is a front view thereof;

FIG. 4 is a left side view thereof; and,

FIG. 5 is a perspective view thereof.

The rear view is a mirror image of the front view, and the right side view is a mirror image of the left side view.

**1 Claim, 3 Drawing Sheets**



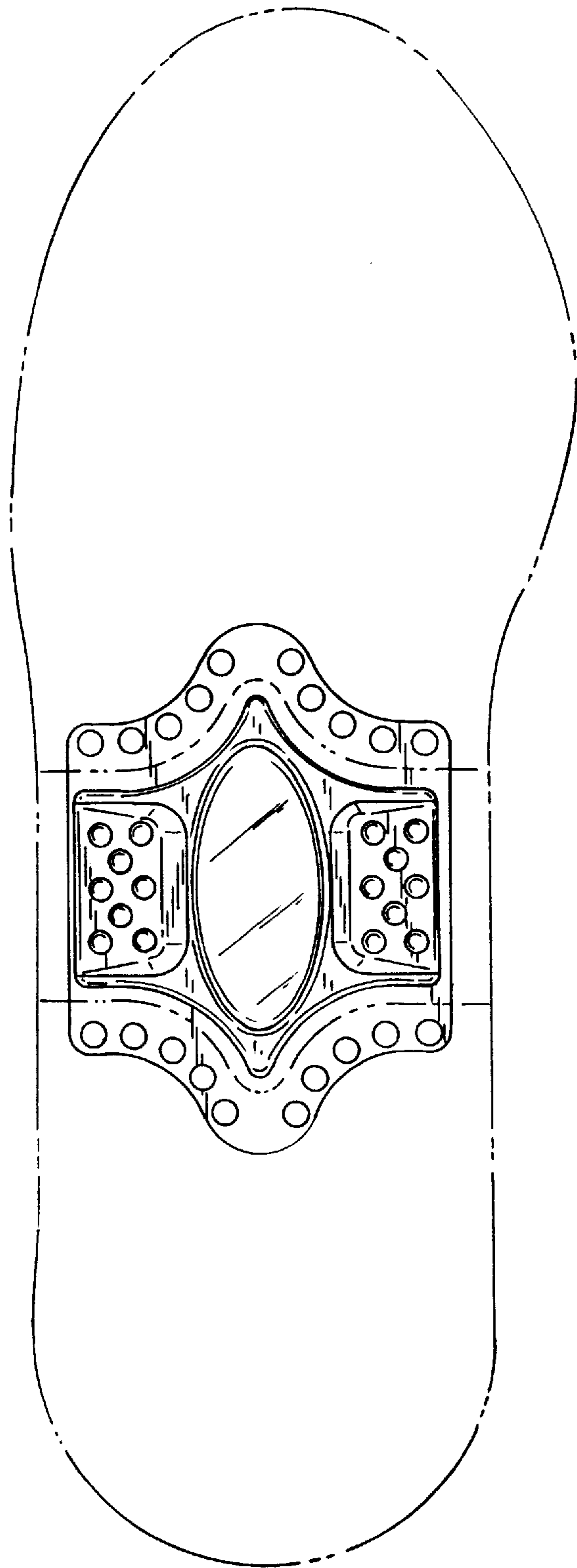


FIG 1




FIG 2

FIG 3



FIG 4

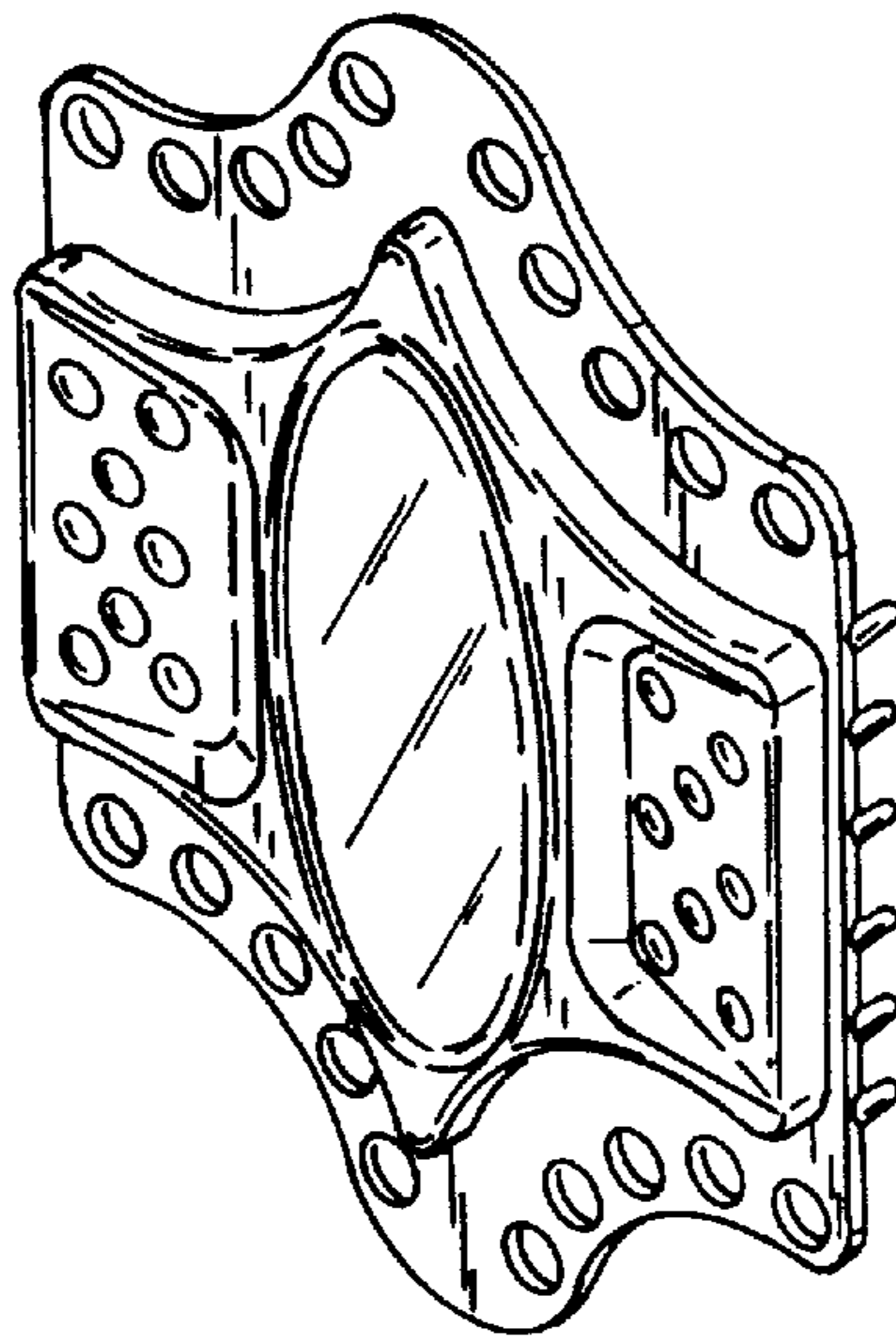


FIG 5