

US00D405245S

# United States Patent [19]

Aird et al.

[11] **Patent Number:** **Des. 405,245**

[45] **Date of Patent:** **\*\*Feb. 9, 1999**

[54] **BOOT FOR A SKATE**

[75] Inventors: **Frederic Aird**, Ville Mont-Royal;  
**Craig Ryan**, Montreal; **Neil Wensley**,  
Westmount, all of Canada

[73] Assignee: **Sport Maska, Inc.**, Quebec, Canada

[\*\*] Term: **14 Years**

[21] Appl. No.: **82,479**

[22] Filed: **Jan. 23, 1998**

[51] **LOC (6) Cl.** ..... **02-04**

[52] **U.S. Cl.** ..... **D2/904**

[58] **Field of Search** ..... D2/904, 911; D21/764,  
D21/762; 36/115, 50.1, 118.1, 118.2, 117.1,  
117.2; 280/11.2, 11.21, 11.22, 11.23, 11.19

[56] **References Cited**

**U.S. PATENT DOCUMENTS**

D. 358,439 5/1995 Chen ..... D21/764

D. 373,548 9/1996 Losi et al. .... D2/904  
5,207,454 5/1993 Blankenburg et al. .... 280/11.22  
5,505,470 4/1996 Hoshizaki ..... 280/11.22

*Primary Examiner*—Louis S. Zarfes  
*Assistant Examiner*—G. Andoll  
*Attorney, Agent, or Firm*—Factor and Shaftal

[57] **CLAIM**

The ornamental design for a boot for a skate, as shown.

**DESCRIPTION**

FIG. 1 is a front elevational view of the boot for a skate showing a new ornamental design thereof;  
FIG. 2 is a rear elevational view thereof;  
FIG. 3 is a top plan view thereof;  
FIG. 4 is a bottom plan view thereof;  
FIG. 5 is a left side elevational view thereof; and,  
FIG. 6 is a right side elevational view thereof.

**1 Claim, 2 Drawing Sheets**



Fig 1

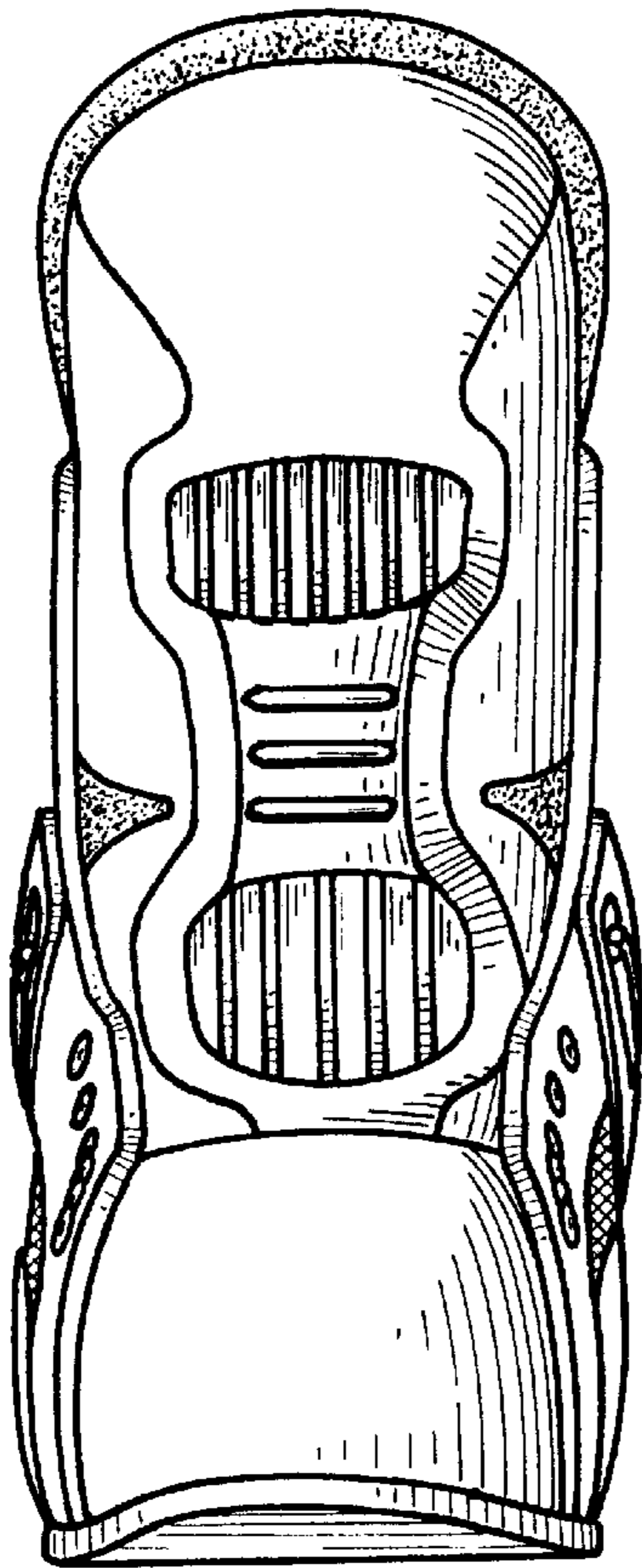


Fig 2

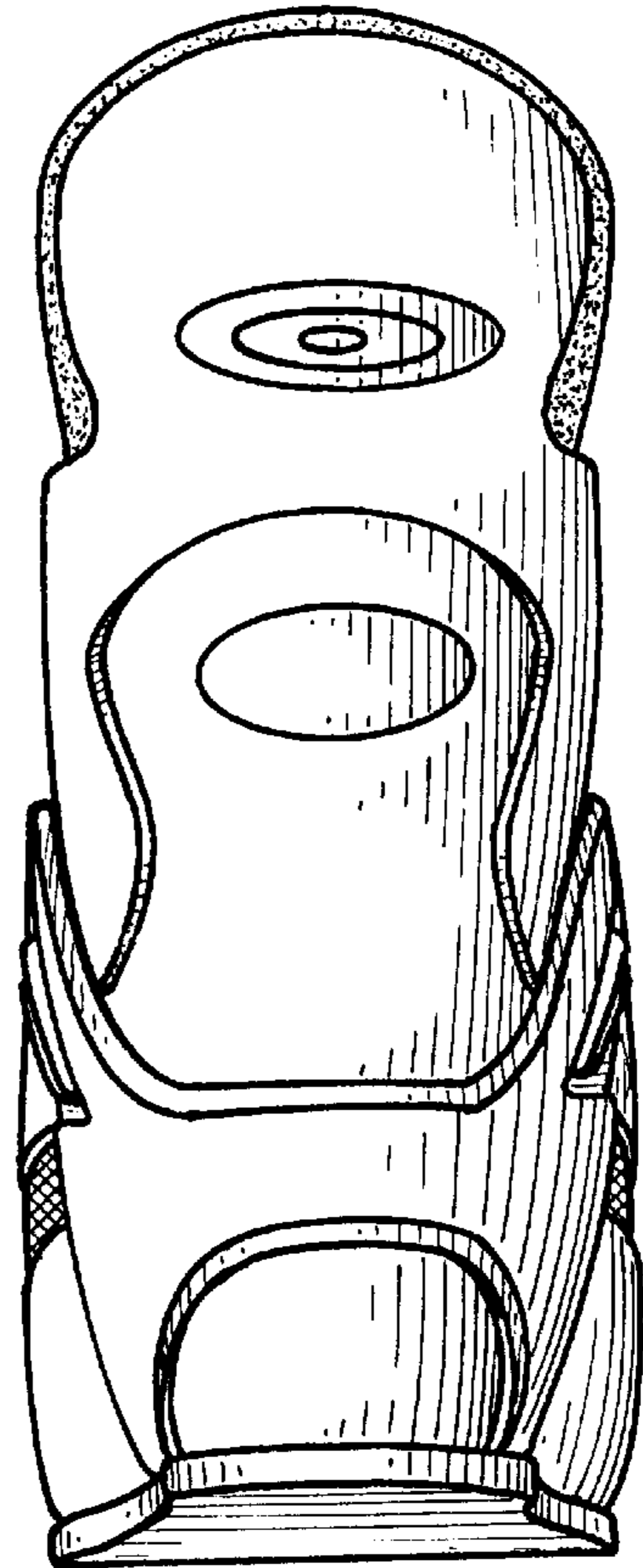


Fig 3

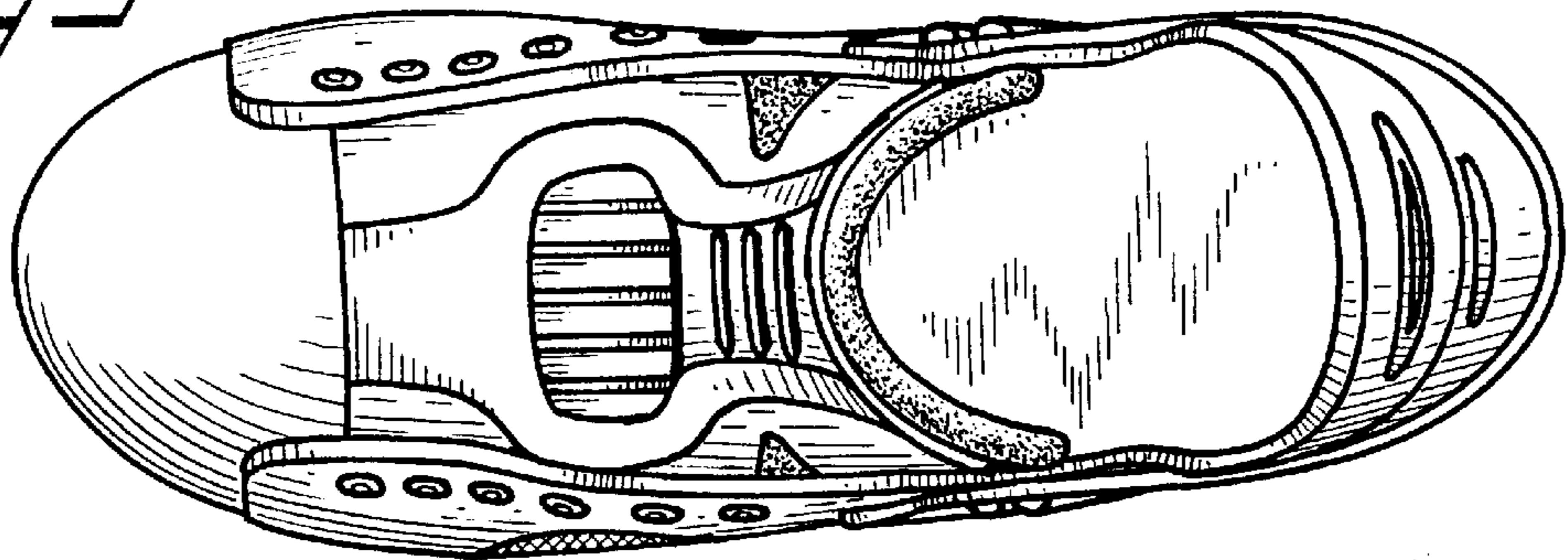
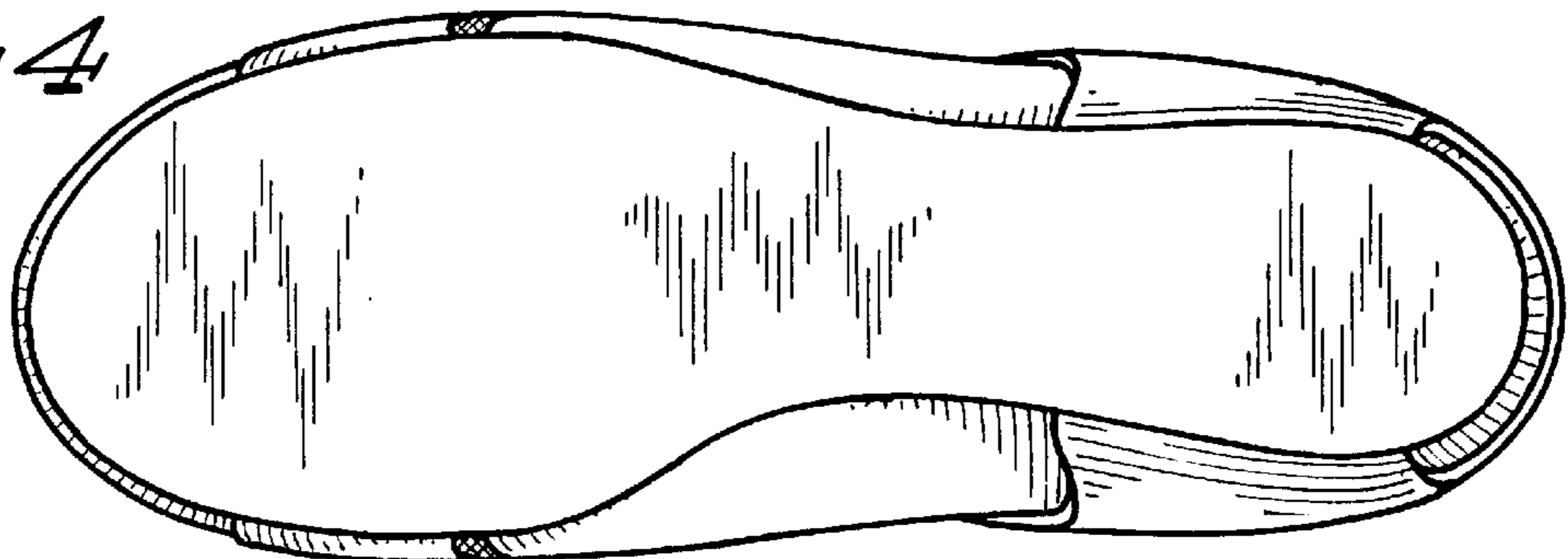



Fig 4



*Fig 5*



*Fig 6*

