



US00D405244S

United States Patent [19]

Harris et al.

[11] **Patent Number: Des. 405,244**

[45] **Date of Patent: **Feb. 9, 1999**

[54] **PORTION OF A PROTECTIVE COVERING FOR A SHOE**

[76] Inventors: **Cordell Harris**, 5734 Jefferson St., Apt. A, Philadelphia, Pa. 19131; **Howard Pinkney**, 938 S. 58th St., Philadelphia, Pa. 19143

[**] Term: **14 Years**

[21] Appl. No.: **82,684**

[22] Filed: **Jan. 28, 1998**

[51] **LOC (6) Cl. 02-04**

[52] **U.S. Cl. D2/909**

[58] **Field of Search** D2/909, 910, 913-917, D2/919, 922, 898; 36/7.1, 7.1 R-7.8, 11.5, 72 R, 72 B, 9 R

[56] **References Cited**

U.S. PATENT DOCUMENTS

D. 291,621	9/1987	Herman	D2/913
1,436,463	11/1922	Silver	36/11.5
1,677,370	7/1928	Roewade	36/128

Primary Examiner—Louis S. Zarfaz

Assistant Examiner—G. Andoll

Attorney, Agent, or Firm—Paul & Paul

[57] **CLAIM**

The ornamental design for a portion of a protective covering for a shoe, as shown and described.

DESCRIPTION

FIG. 1 is a perspective view of a portion of a protective covering for a shoe embodying our new design; FIG. 2 is a left side perspective view thereof; FIG. 3 is a right side perspective view thereof; and, FIG. 4 is a bottom plan perspective view thereof.


The broken line showing of the shoe onto which the portion of a protective covering for a shoe is mounted, and the straps thereof is for illustrative purposes and forms no part of the claimed design.

The broken lines which define the bounds of the claimed design form no part thereof.

The partial rendering of the surface pattern in the drawings is for ease of illustration. It is understood that the pattern continues throughout the surface in which it is only partially shown.

The underside of the portion of a protective covering for a shoe forms no part of the claimed design.

1 Claim, 4 Drawing Sheets



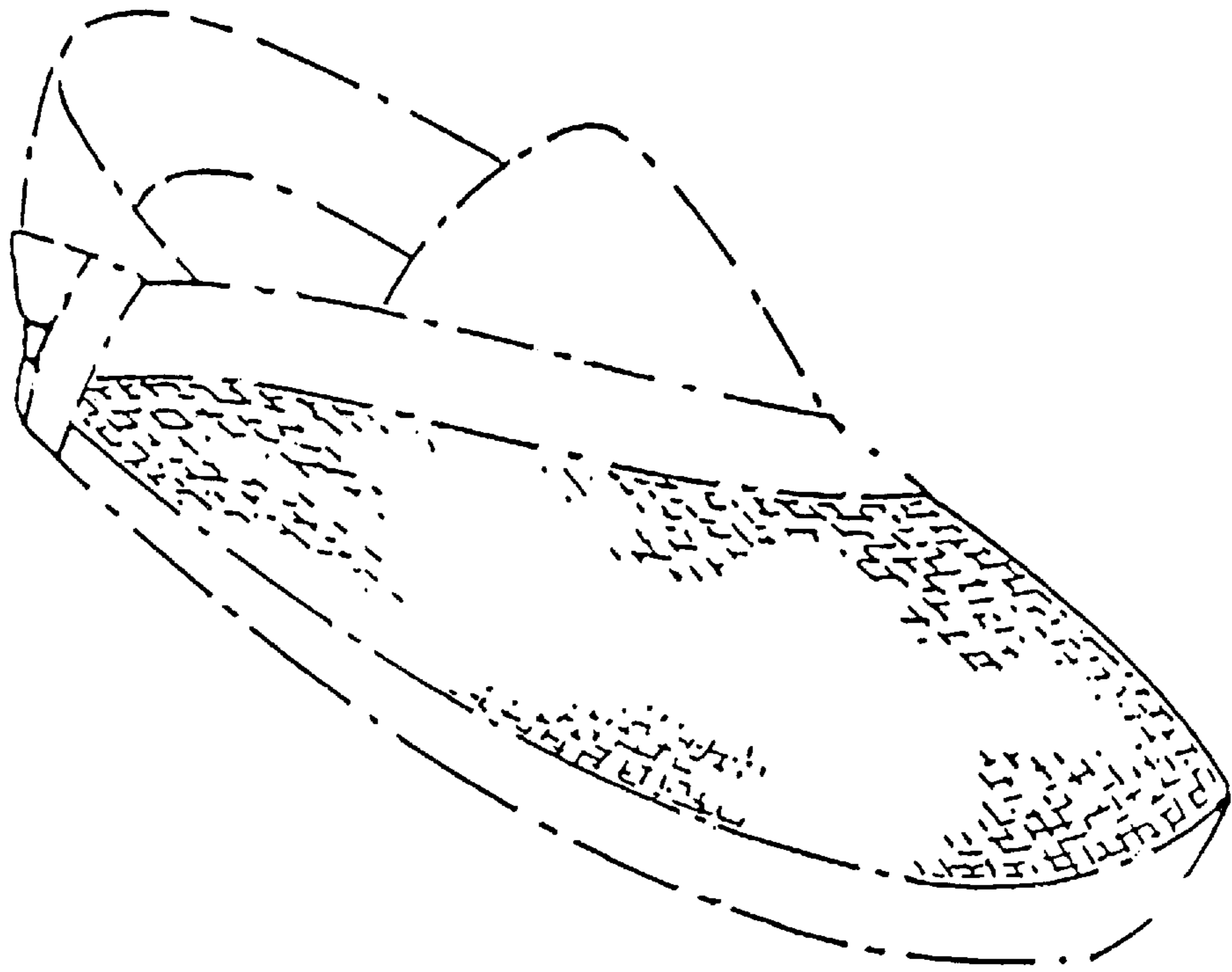


Fig. 1

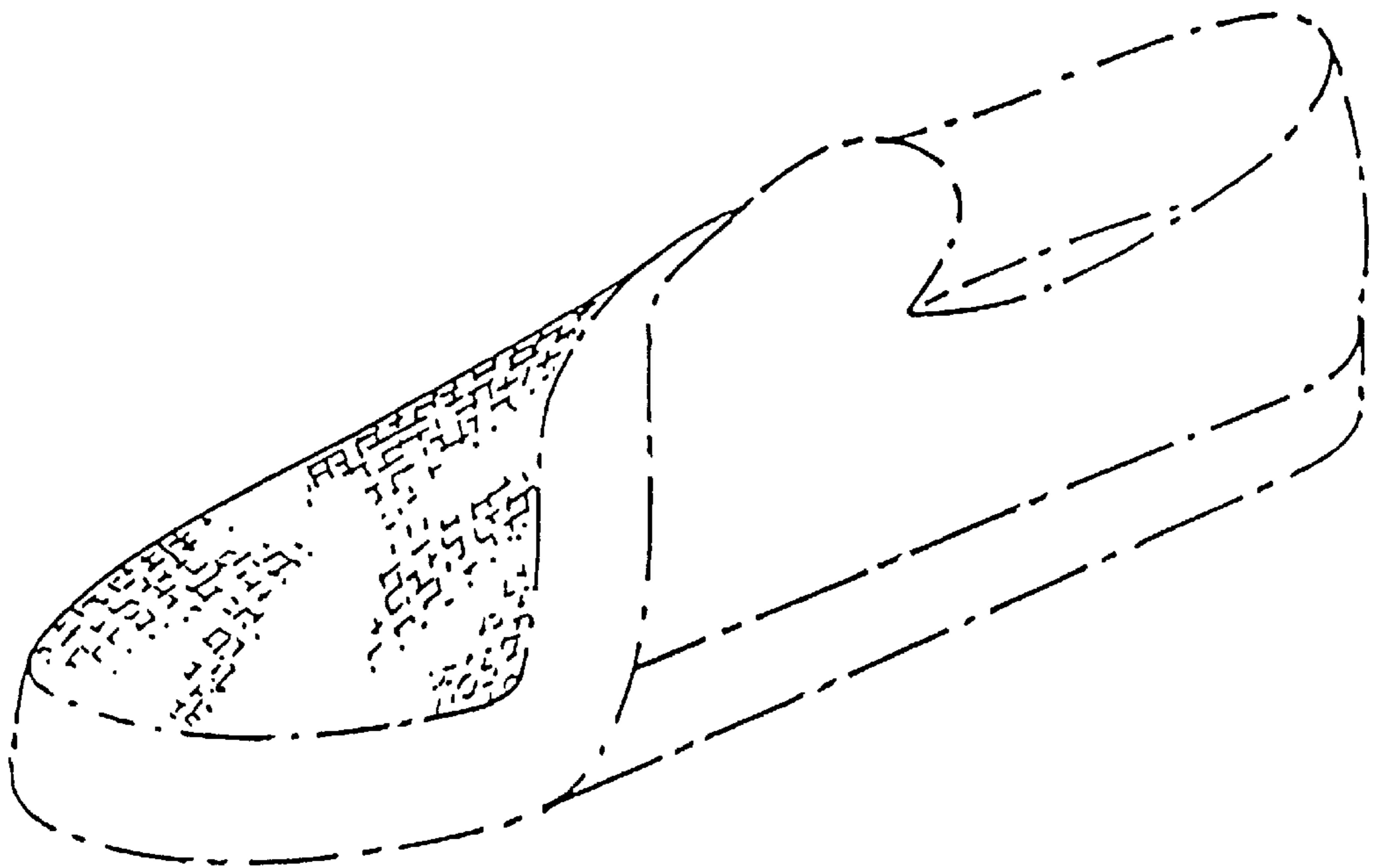


Fig. 2

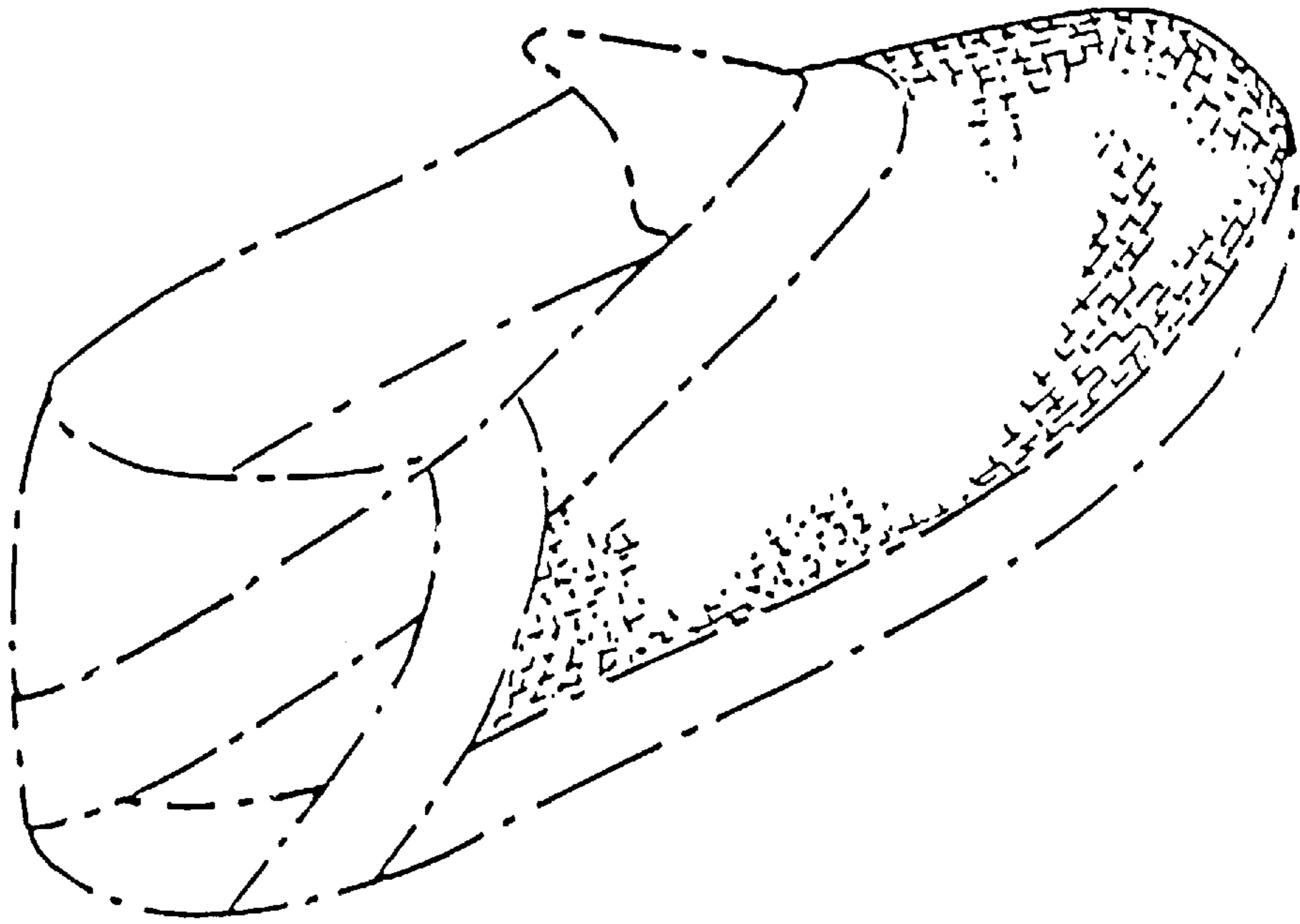


Fig. 3

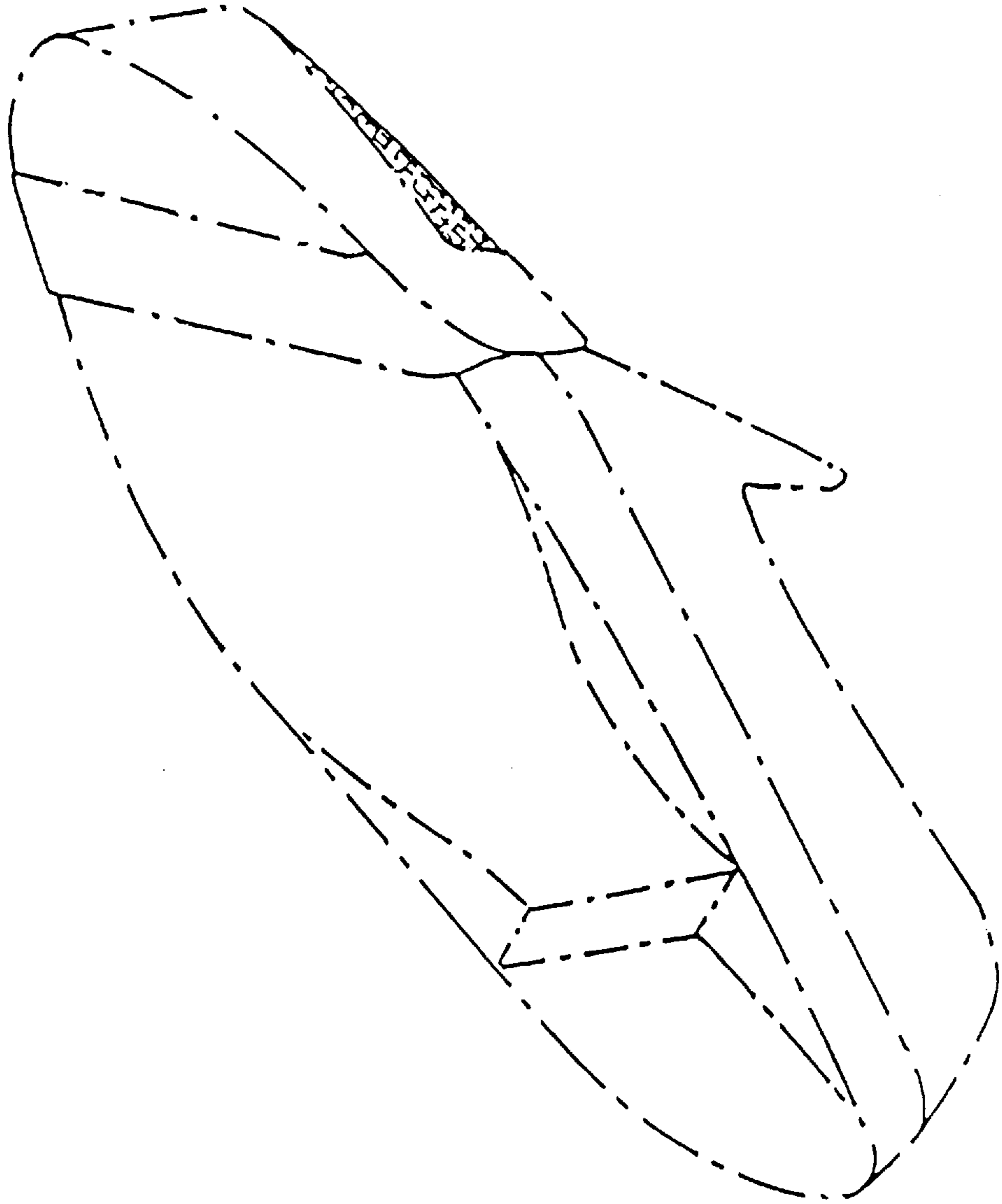


Fig. 4