



US00D405240S

United States Patent [19]

Weiss et al.

[11] Patent Number: **Des. 405,240**

[45] Date of Patent: ****Feb. 9, 1999**

[54] **FOOTWEAR RESEMBLING A HAMBURGER**

[75] Inventors: **Joel B. Weiss**, Horsham, Pa.; **Craig Glickman**, 6925 Kindred St., Philadelphia, Pa. 19149

[73] Assignee: **Craig Glickman**, Philadelphia, Pa.

[**] Term: **14 Years**

[21] Appl. No.: **76,779**

[22] Filed: **Sep. 19, 1997**

[51] **LOC (6) Cl.** **02-04**

[52] **U.S. Cl.** **D2/898; D2/897**

[58] **Field of Search** D2/896, 897, 898, D2/919, 920, 921, 922; 36/1, 136, 137, 112, 114; D1/102, 130, 124, 122

[56] **References Cited**

U.S. PATENT DOCUMENTS

| | | | | |
|------------|---------|----------------------|-------|--------|
| D. 172,669 | 7/1954 | Kleppen | | D2/919 |
| D. 231,156 | 4/1974 | Ozawa | | D2/921 |
| D. 251,216 | 3/1979 | Krippelz . | | |
| D. 260,048 | 8/1981 | Bruno . | | |
| D. 294,765 | 3/1988 | Otto | | D2/898 |
| D. 320,301 | 10/1991 | Park | | D2/919 |
| D. 327,566 | 7/1992 | Hollingsworth et al. | | D2/898 |
| D. 338,093 | 8/1993 | Uhr | | D2/900 |
| D. 352,382 | 11/1994 | Chuang | | D2/917 |
| D. 375,828 | 11/1996 | Delangie | | D2/919 |
| D. 389,988 | 2/1998 | Hansen | | D2/897 |

| | | | | |
|------------|---------|---------|-------|--------|
| D. 394,137 | 5/1998 | Nadel | | D2/919 |
| 3,226,849 | 1/1966 | Rosen | | 36/136 |
| 3,396,480 | 8/1968 | Sherman | | 36/112 |
| 5,058,293 | 10/1991 | Villar | | 36/136 |

OTHER PUBLICATIONS

Design May, 1989, p. 10, Soul Shoes.
Spencer Gifts, Christmas 56-57, p. 28 Comic Feet.
Gifts & Decorative Accessories Part II Apr. 1988, p. 57 Fun Slippers.

Primary Examiner—Doris V. Coles

[57] **CLAIM**

The ornamental design for a footwear resembling a hamburger, as shown and described.

DESCRIPTION

FIG. 1 is a perspective view of a footwear resembling a hamburger showing our new design;
FIG. 2 is a perspective view thereof, shown without the environmental structure;
FIG. 3 is a left side elevational view thereof, the opposite side being a mirror image;
FIG. 4 is a front elevational view thereof;
FIG. 5 is a rear elevational view thereof;
FIG. 6 is a top plan view thereof; and,
FIG. 7 is a bottom plan view thereof.
The broken line illustration shows environmental structure and forms no part of the claimed invention.

1 Claim, 5 Drawing Sheets





Fig. 1

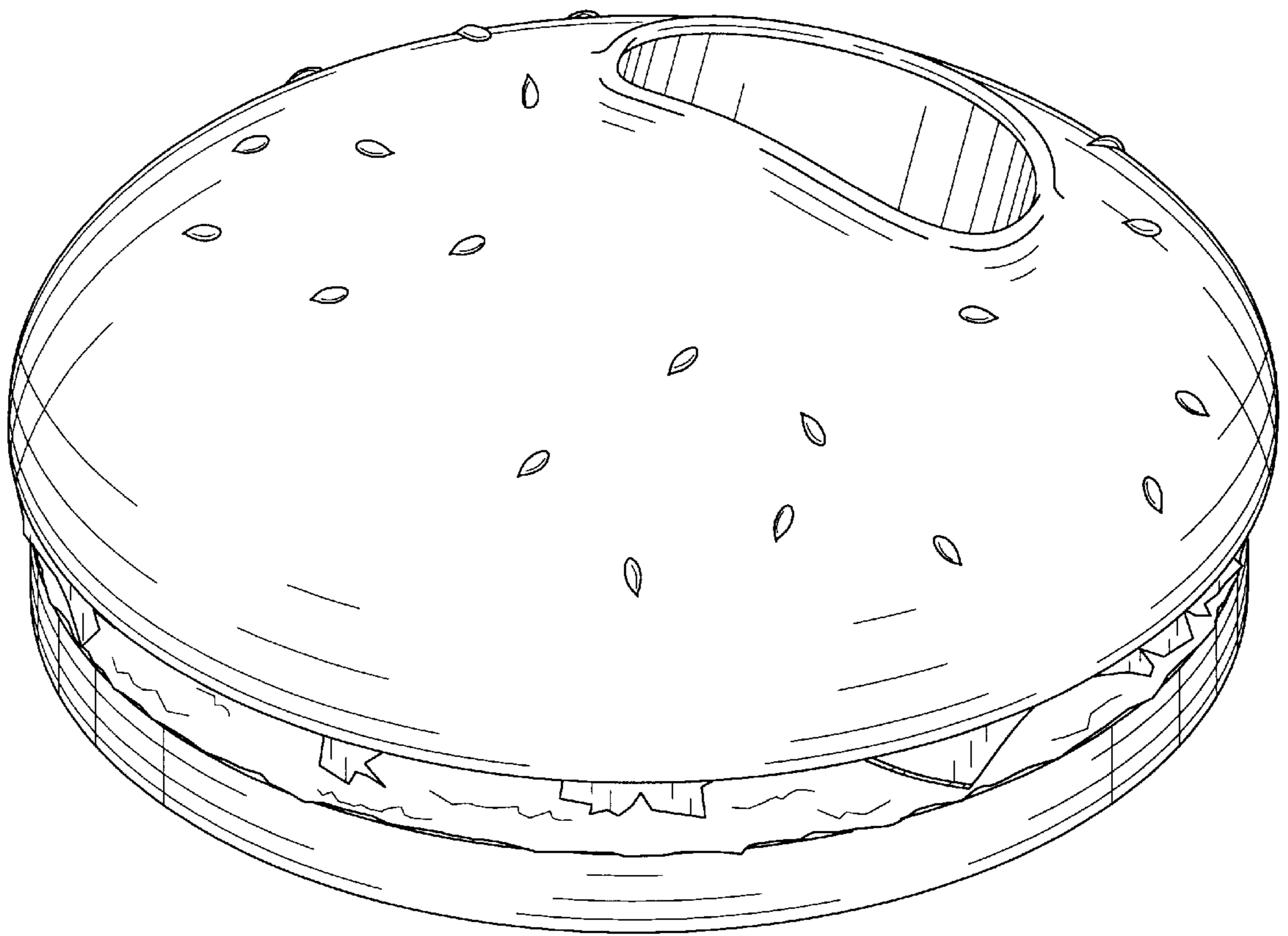


Fig. 2

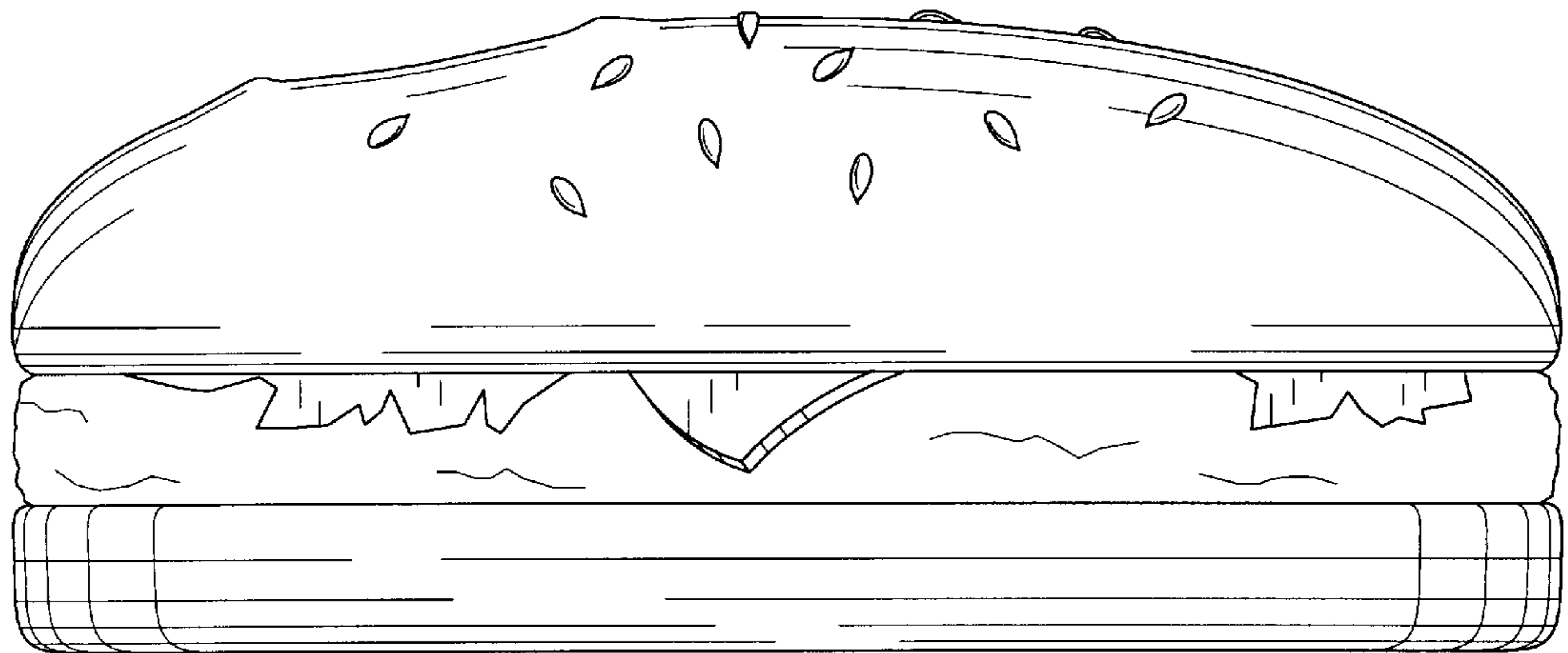


Fig. 3

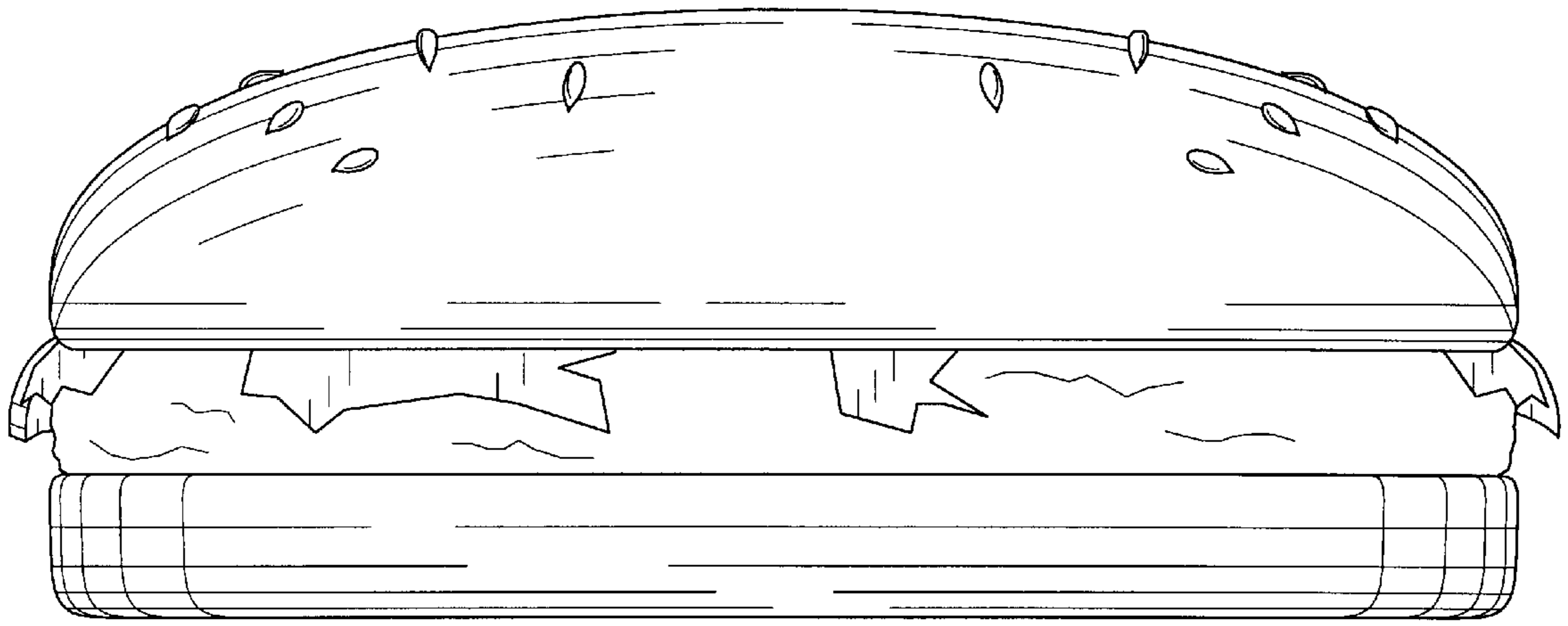


Fig. 4

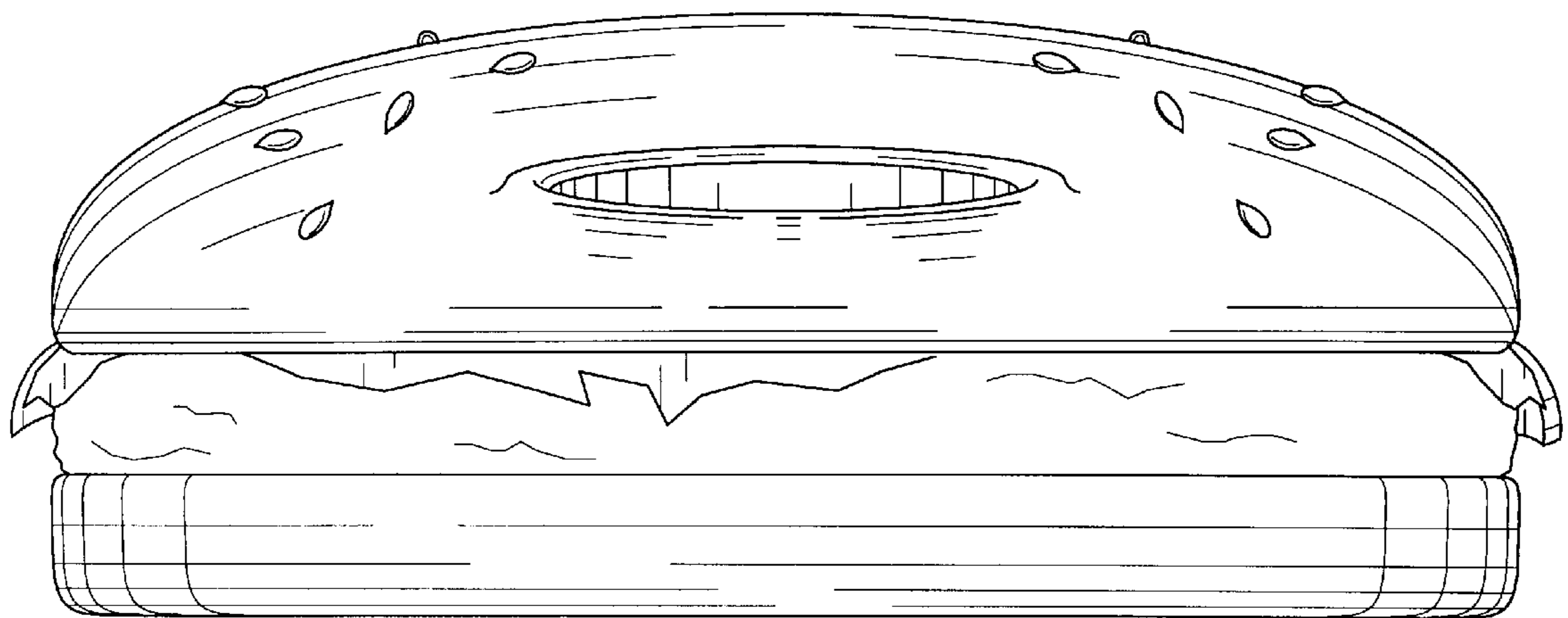


Fig. 5

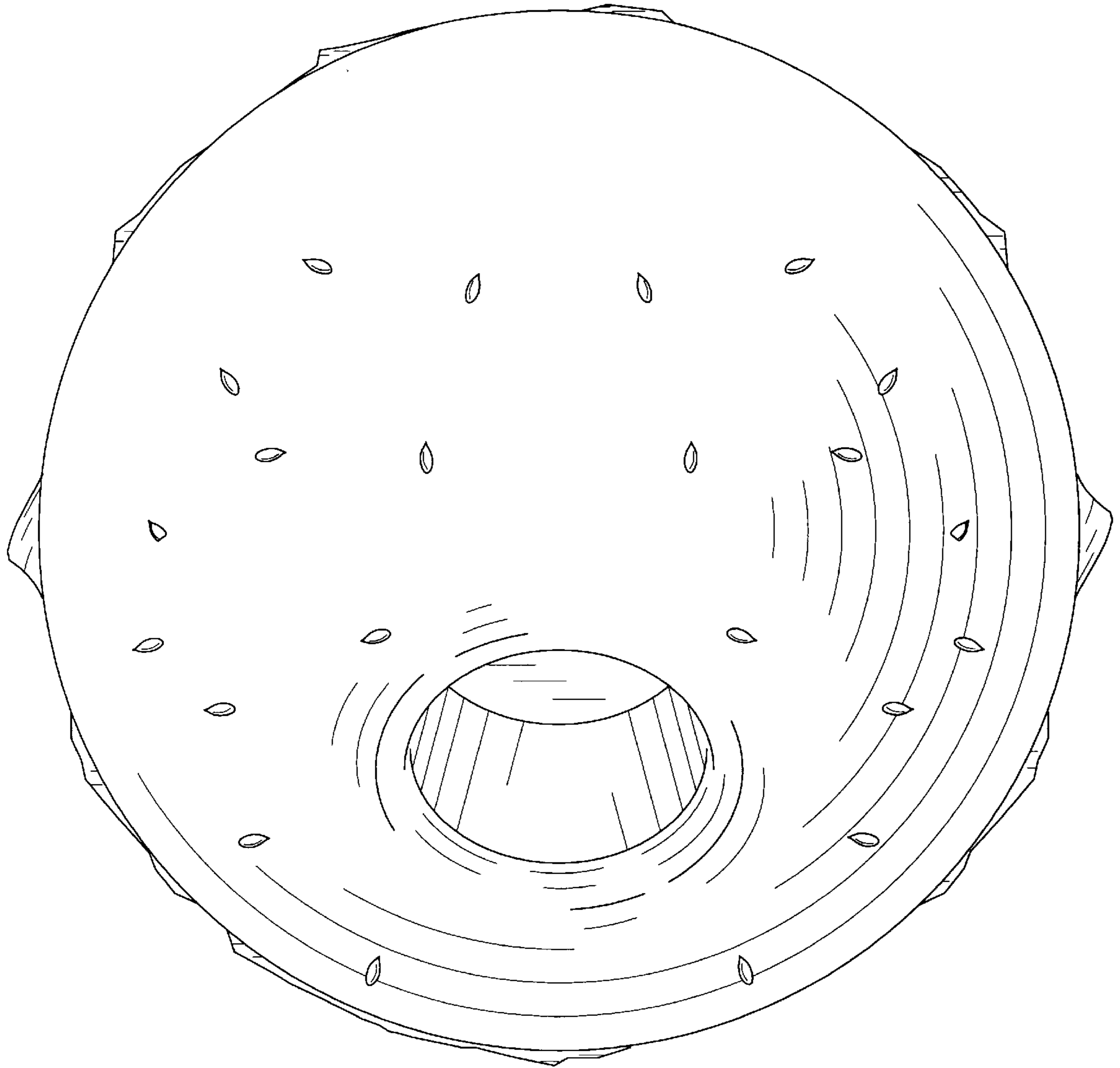


Fig. 6

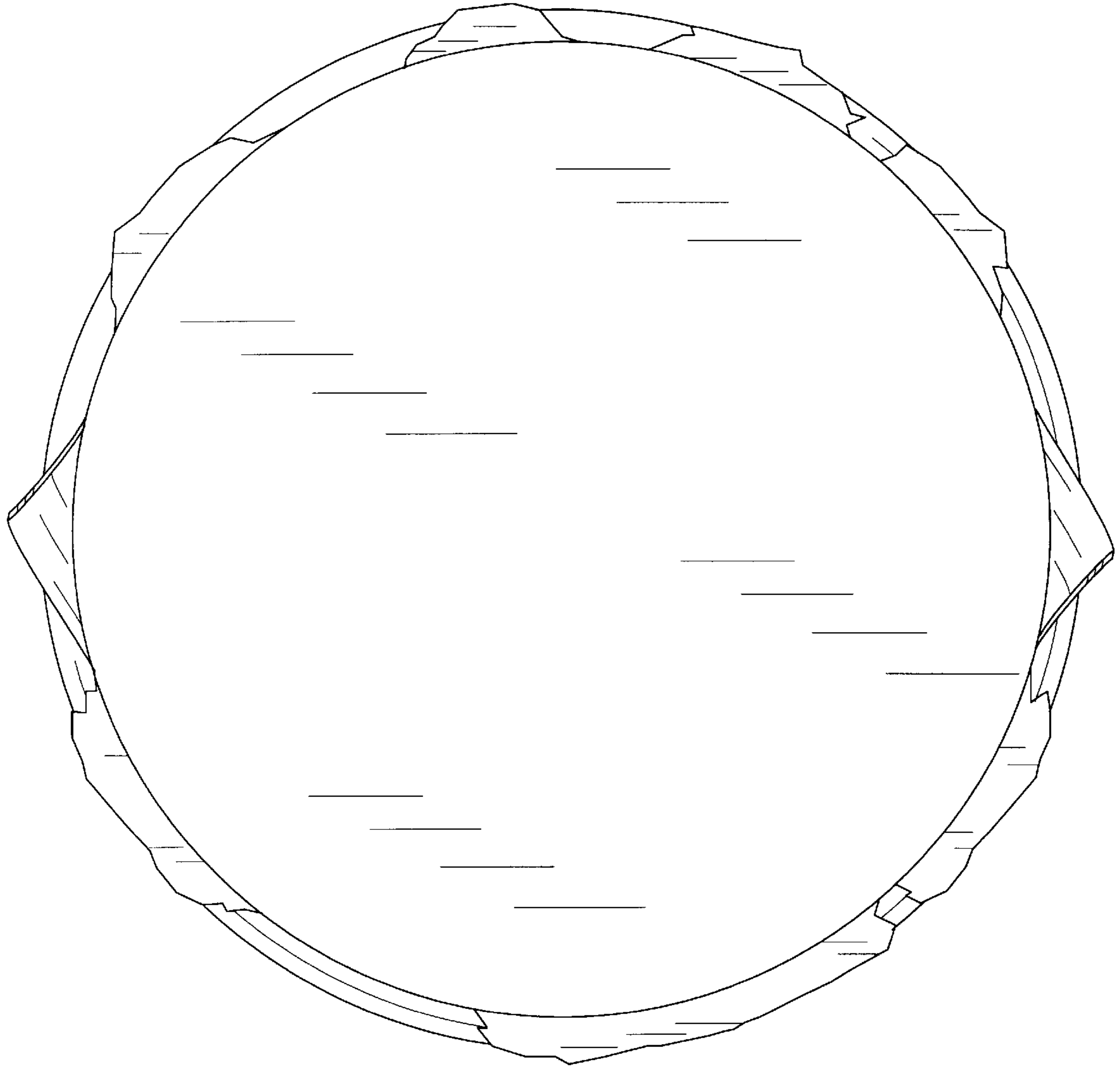


Fig. 7