



US00D405232S

# United States Patent [19]

Stevens et al.

[11] Patent Number: Des. 405,232

[45] Date of Patent: \*\*Feb. 2, 1999

[54] MANICURIST TOOL HANDLE

[75] Inventors: Christopher T. Stevens, Laguna Niguel; Richard B. Hurter, Burbank, both of Calif.

[73] Assignee: Kupa, Inc., Buena Park, Calif.

[\*\*] Term: 14 Years

[21] Appl. No.: 78,168

[22] Filed: Oct. 22, 1997

[51] LOC (6) Cl. .... 28-03

[52] U.S. Cl. .... D28/58; D28/57; D28/62; D24/133; D7/393

[58] Field of Search ..... D28/35, 56-59, D28/62, 7, 46, 48; D4/135, 138; D8/300, 303, 47, 61, 62, 29.1, 29.2, 82, 83, 89, 94, DIG. 3, DIG. 4, DIG. 5, DIG. 6, DIG. 7, DIG. 8, DIG. 10; D19/53, 41, 48, 51; D32/46, 49; D24/133, 144, 146, 147, 150-154, 170; 132/73, 73.5, 73.6, 75.3, 75.6, 75.8, 76.4; 30/26, 27, 29.5, 840, 342, 343; 433/118-126, 114, 131, 132, 82-89; 606/169-171, 180

[56] **References Cited**

U.S. PATENT DOCUMENTS

D. 26,063	9/1896	Whiting	.....	D32/48
D. 75,784	7/1928	Eldridge	.....	D28/58
D. 113,776	3/1939	Whitehouse	.....	D28/58
D. 207,147	3/1967	Daher	.....	D28/58

D. 266,607	10/1982	Choe	.....	D28/58
D. 310,715	9/1990	Straihammer et al.	.....	D24/146
D. 336,957	6/1993	Koros et al.	.....	D24/47
2,392,907	1/1946	Driscoll	.....	D28/58 X
3,420,250	1/1969	Holmes	.....	132/73.6
4,643,207	2/1987	Grahame	.....	132/73.6
5,346,473	9/1994	Bowman	.....	606/170

FOREIGN PATENT DOCUMENTS

167	3/1881	Italy	.....	30/62
16014	of 1889	United Kingdom	.	

OTHER PUBLICATIONS

Hammacher Schlemmer & Co. Cat. 1914, 1) p. 549: chisel handles at center of page. 2) p. 550: handle on upper left.

Primary Examiner—Ted Shooman  
Assistant Examiner—C Tuttle  
Attorney, Agent, or Firm—G. Donald Weber, Jr.

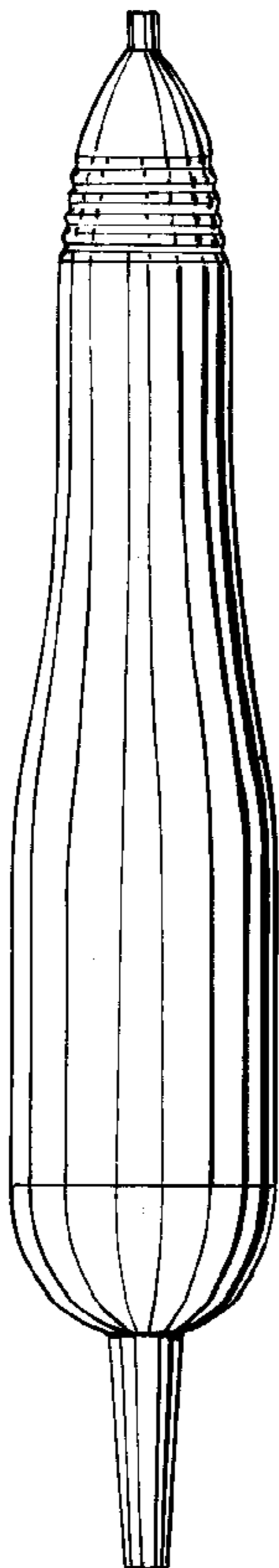
[57] **CLAIM**

The ornamental design for a manicurist tool handle, as shown and described.

**DESCRIPTION**

FIG. 1 is a perspective view of the manicurist tool handle of the instant invention;  
FIG. 2 is a side elevational view thereof, all sides appearing the same;  
FIG. 3 is a view of the upper end of FIG. 2; and,  
FIG. 4 is a view of the lower end of FIG. 2.

1 Claim, 1 Drawing Sheet



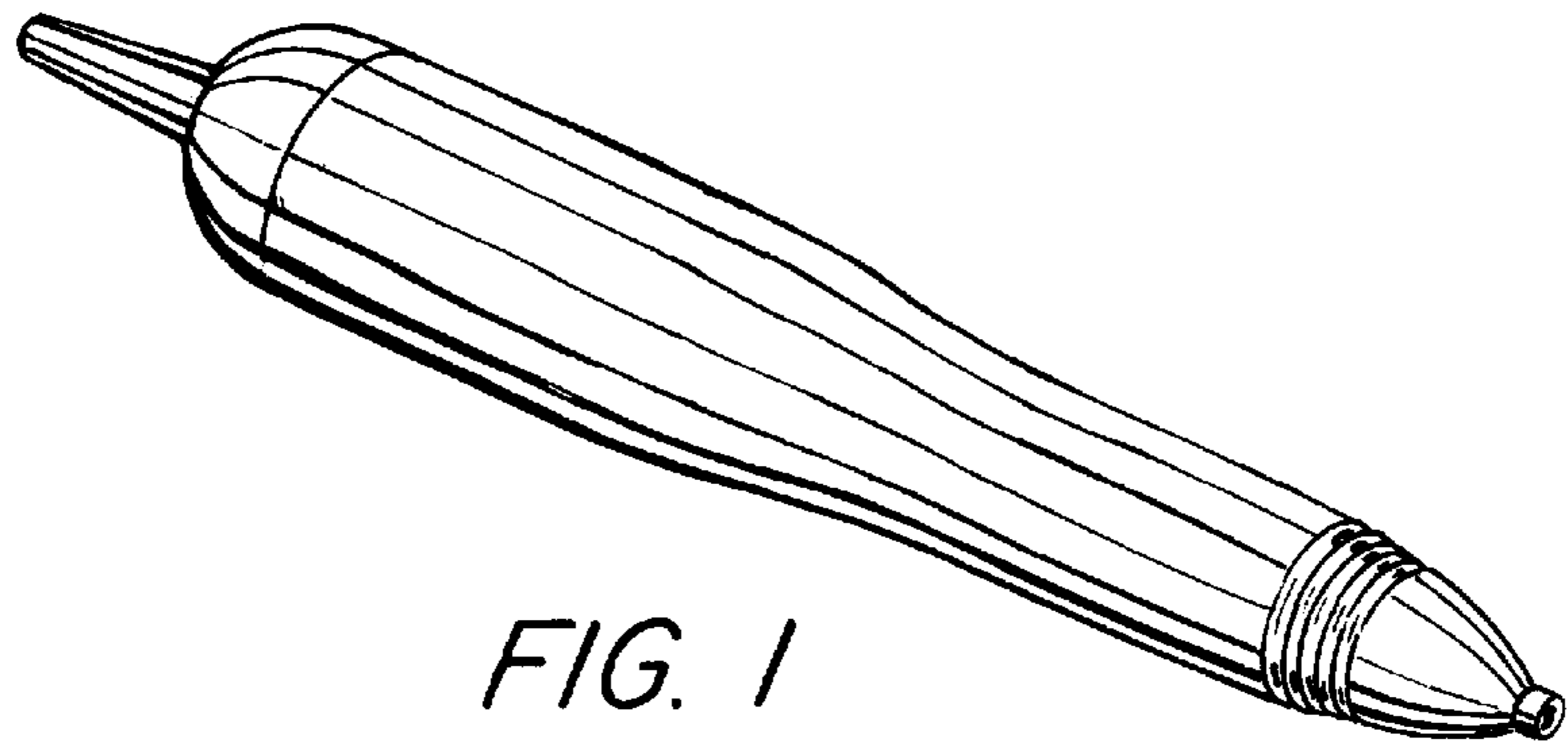


FIG. 1



FIG. 2

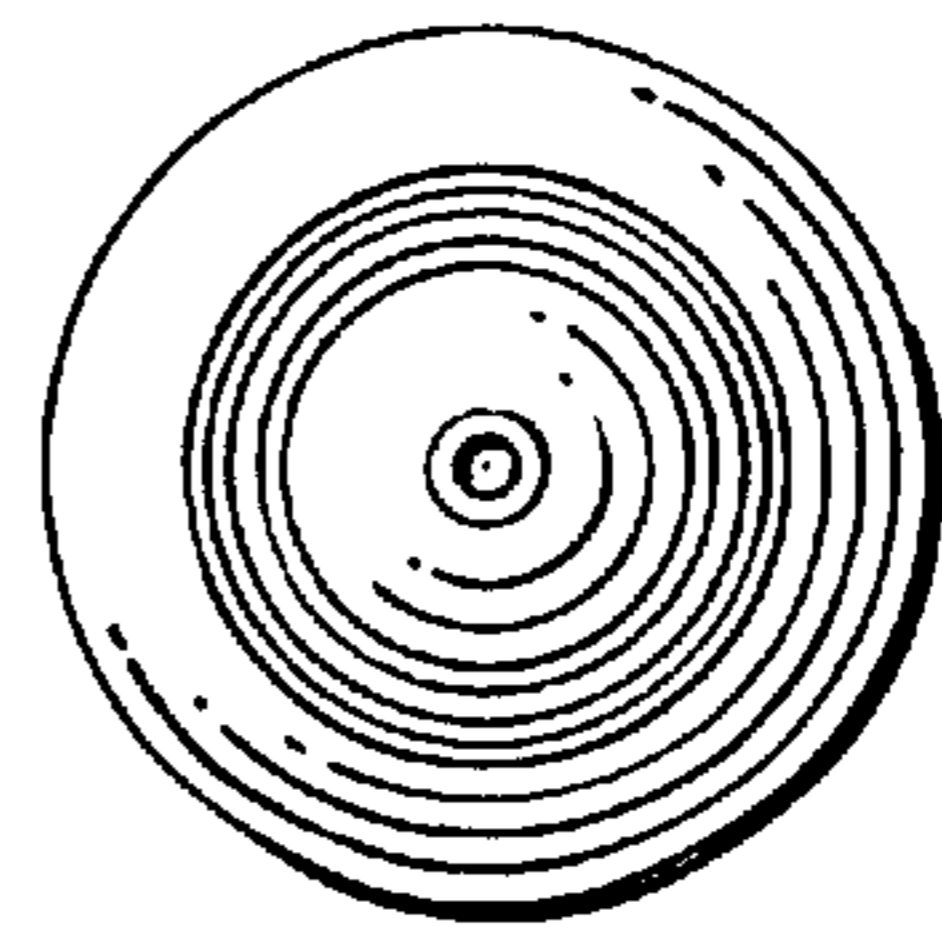


FIG. 3

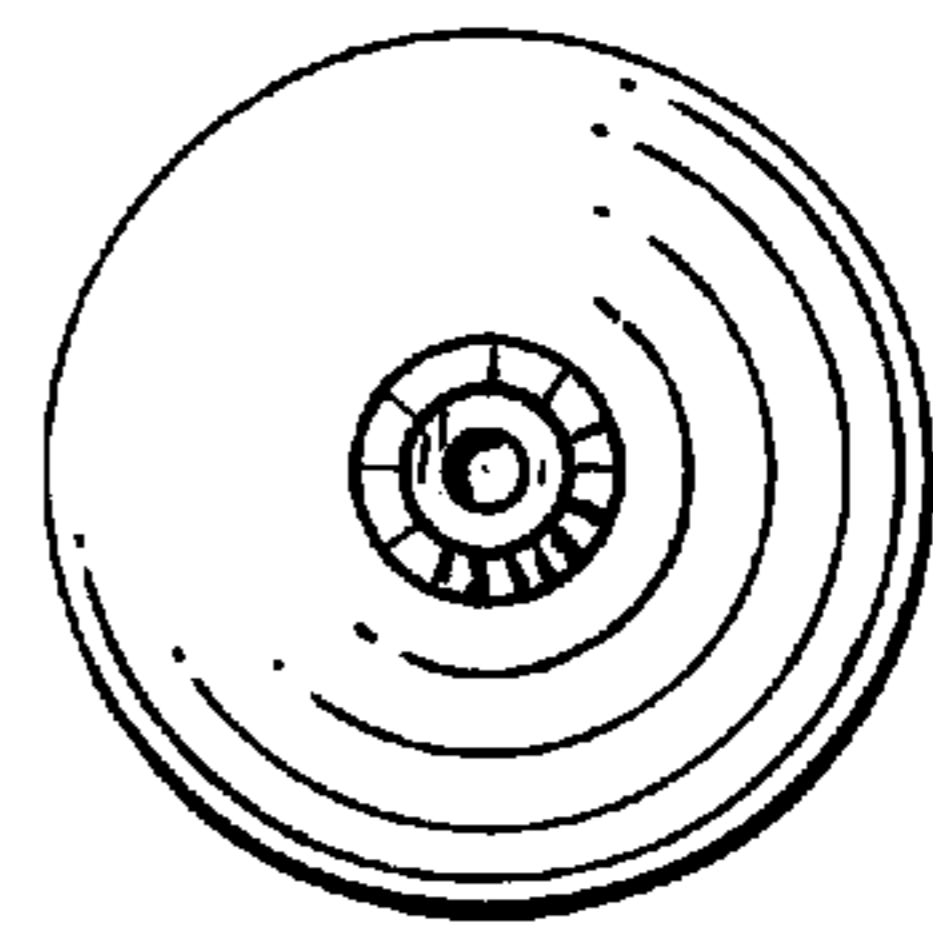


FIG. 4