



US00D405200S

# United States Patent [19] Hines

[11] **Patent Number:** **Des. 405,200**

[45] **Date of Patent:** **\*\*Feb. 2, 1999**

[54] **BRICK STYLE PAVING PAD**

2,651,820 9/1953 Hirsch ..... 52/311.2  
4,698,249 10/1987 Brown ..... 52/390

[75] Inventor: **Terry G. Hines**, Wichita, Kans.

*Primary Examiner*—Doris Clark  
*Attorney, Agent, or Firm*—Chase & Yakimo

[73] Assignee: **Mid-Continent Resource Recovery, Inc.**, Wichita, Kans.

[\*\*] Term: **14 Years**

[57] **CLAIM**

The ornamental design for a brick style paving pad, as shown and described.

[21] Appl. No.: **75,483**

[22] Filed: **Mar. 11, 1997**

**DESCRIPTION**

[51] **LOC (6) Cl.** ..... **25-01**

FIG. 1 is a top plan view of the brick style paving pad in accordance with the claimed design;

[52] **U.S. Cl.** ..... **D25/160; D25/151; D25/157**

FIG. 2 is a side elevational view thereof, the opposite side being a mirror image;

[58] **Field of Search** ..... D25/157, 158, D25/159, 160, 161, 162, 151; 404/18, 19, 20, 29, 34, 35, 36, 39, 42; 52/390, 384, 389

FIG. 3 is a front elevational view thereof, the opposite rear side being a mirror image;

FIG. 4 is a bottom plan view thereof; and,

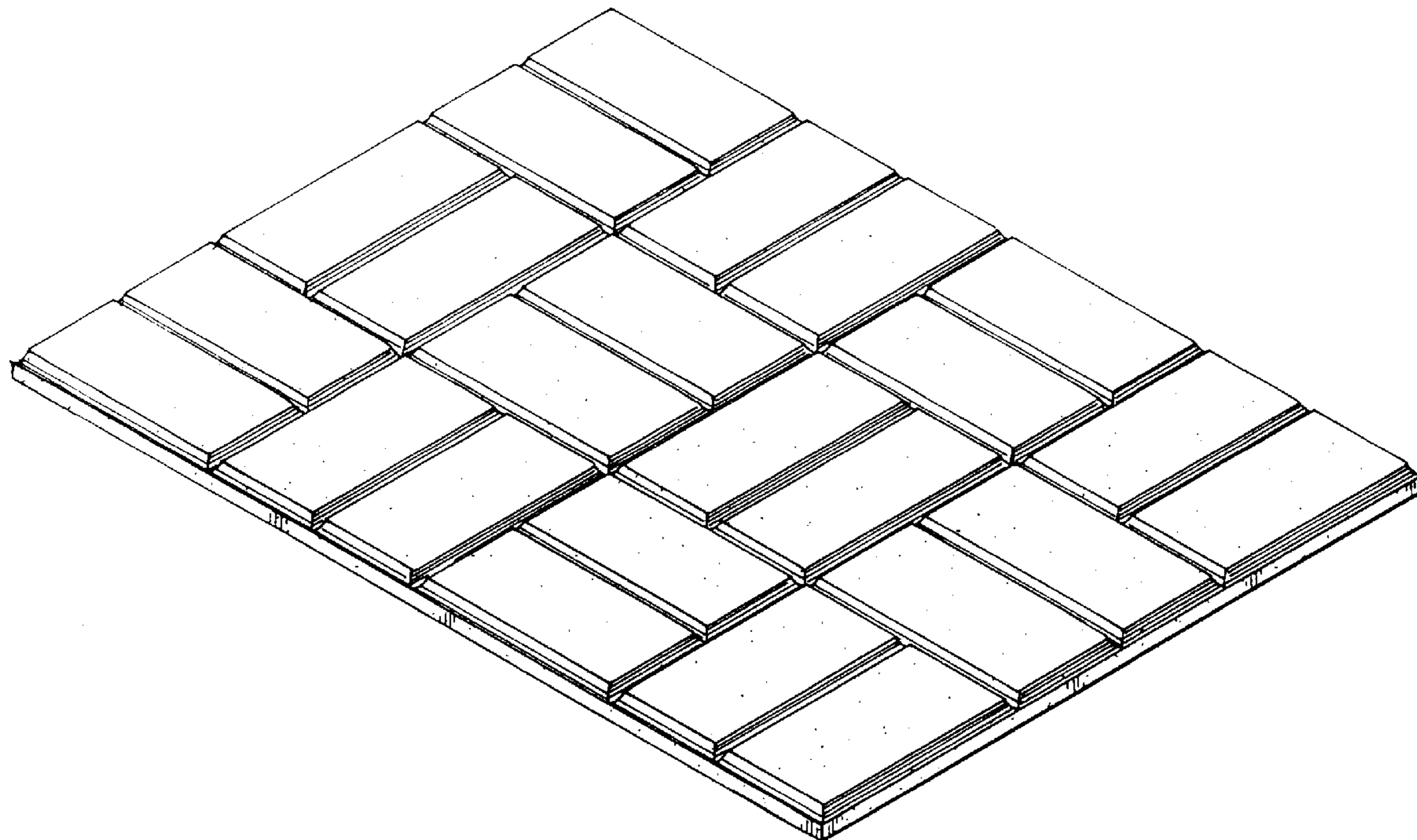
FIG. 5 is a front perspective view thereof.


[56] **References Cited**

**U.S. PATENT DOCUMENTS**

D. 167,422 8/1952 Priland ..... D25/160

**1 Claim, 3 Drawing Sheets**






*Fig. 1*



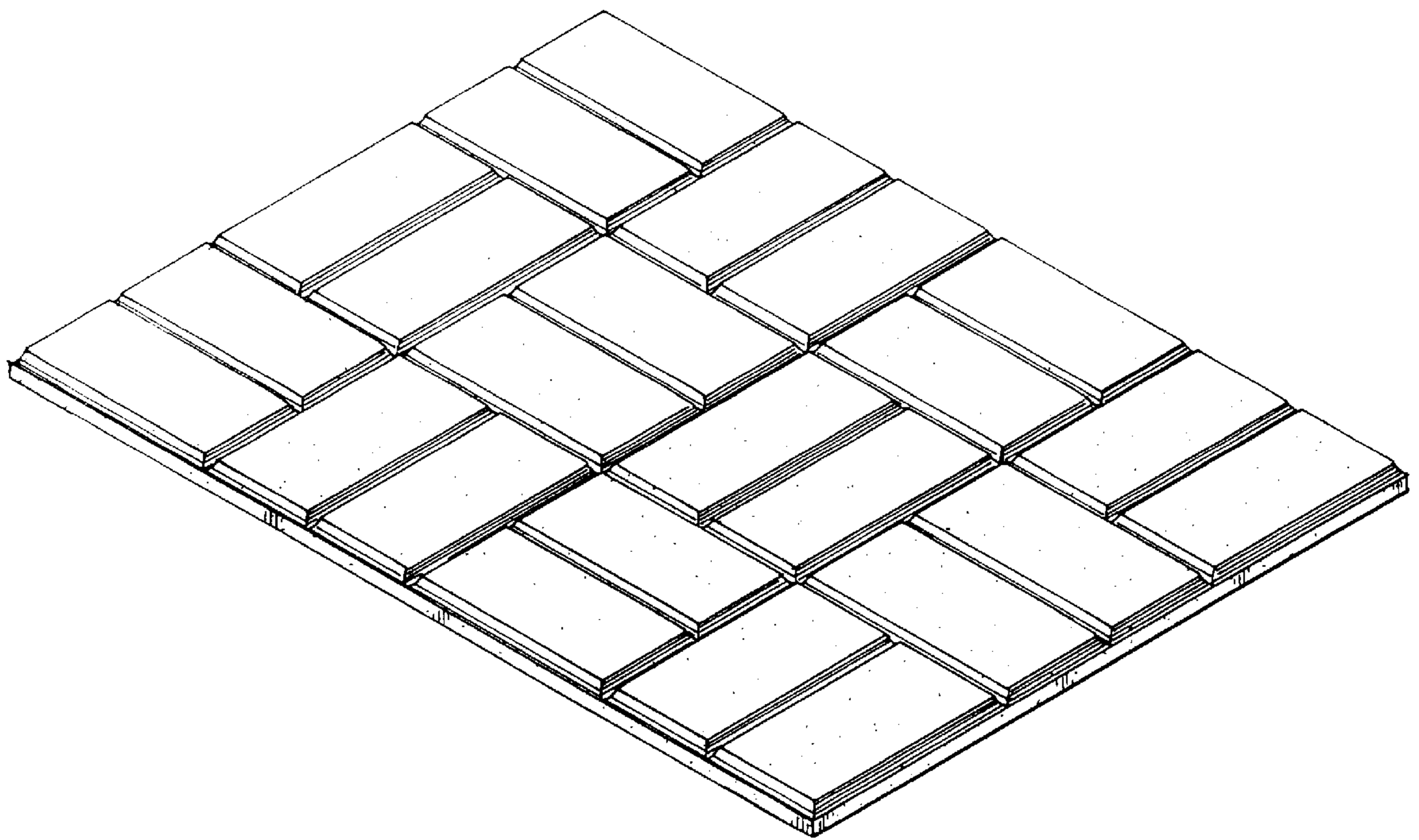
*Fig. 2*



*Fig. 3*



*Fig. 4*



*Fig. 5*