



US00D405189S

United States Patent [19]

Lamoncia

[11] Patent Number: **Des. 405,189**

[45] Date of Patent: ****Feb. 2, 1999**

[54] **FOOT MASSAGER**

[76] Inventor: **Caroline Lamoncia**, 181 Hale Ave., Cypress Hills, N.Y. 11208

[**] Term: **14 Years**

[21] Appl. No.: **24,170**

[22] Filed: **Jun. 9, 1994**

Related U.S. Application Data

[63] Continuation of Ser. No. 326, Oct. 13, 1992, abandoned.

[51] **LOC (6) Cl.** **28-03**

[52] **U.S. Cl.** **D24/212**

[58] **Field of Search** D24/212, 213, D24/200; 601/23, 27, 28, 29, 61

[56] References Cited

U.S. PATENT DOCUMENTS

D. 126,849	4/1941	Flatley	D24/213
D. 194,255	12/1962	Altmeyer et al.	D24/212
D. 283,849	5/1986	Miller	D4/120
D. 287,310	12/1986	Miller	D4/119
D. 348,108	6/1994	Kim et al.	D24/212

2,271,382	1/1942	Worthington	601/61
3,885,555	5/1975	Nobbs	601/28
4,532,668	8/1985	Slonicki	15/104.92
4,858,257	8/1989	Bivens	4/606
4,976,049	12/1990	Myers	36/8.1

OTHER PUBLICATIONS

Brochure distributed by American Inventors Corporation approximately during Dec. 1992.

Primary Examiner—Stella Reid

[57] CLAIM

The ornamental design for a foot massager, as shown and described.

DESCRIPTION

FIG. 1 is a front elevational view of a foot massager showing my new design;
 FIG. 2 is a rear elevational view thereof;
 FIG. 3 is a left side elevational view thereof;
 FIG. 4 is a right side elevational view thereof;
 FIG. 5 is a top plan view thereof; and,
 FIG. 6 is a bottom plan view thereof.

1 Claim, 3 Drawing Sheets

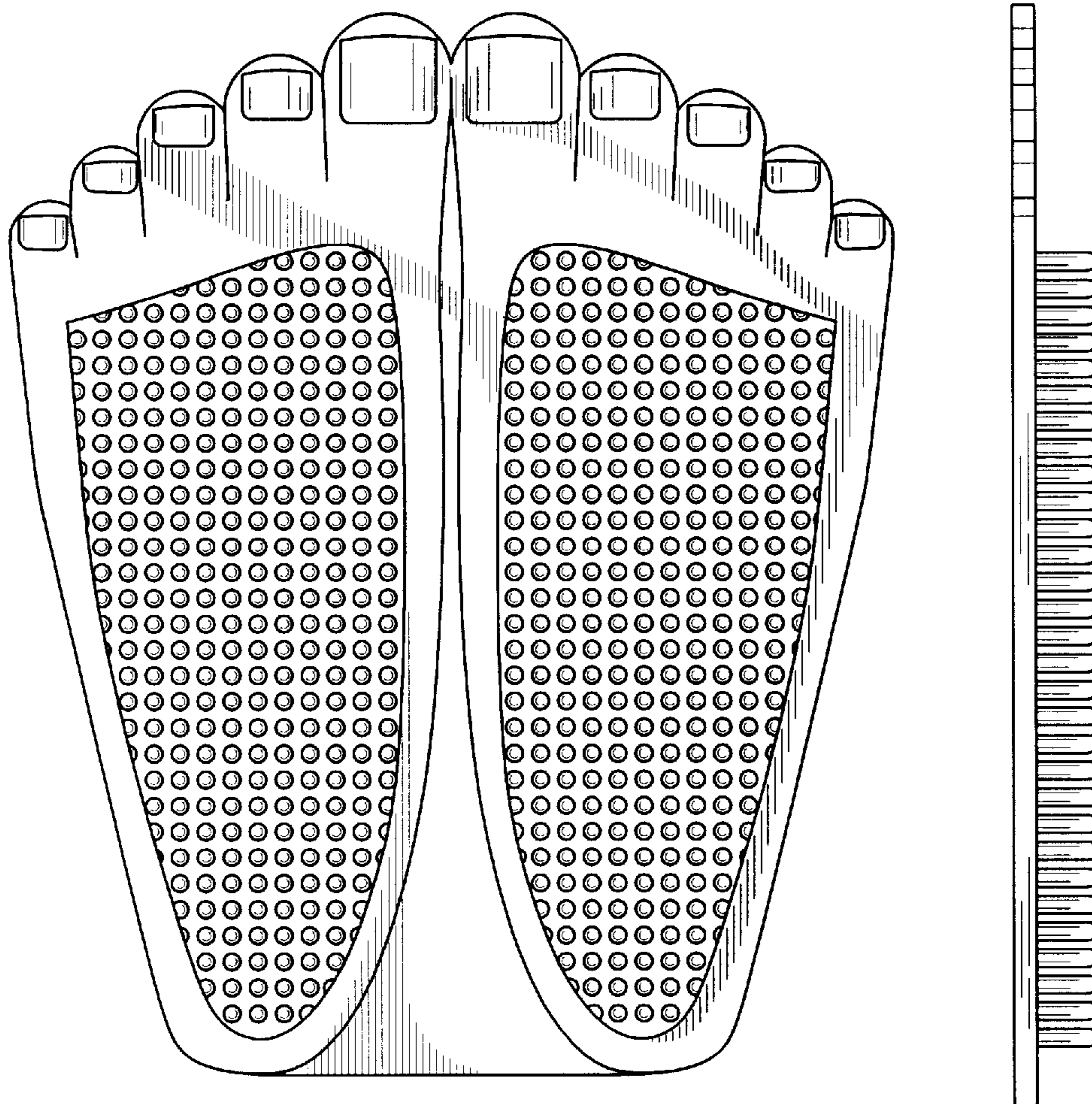


Fig. 1

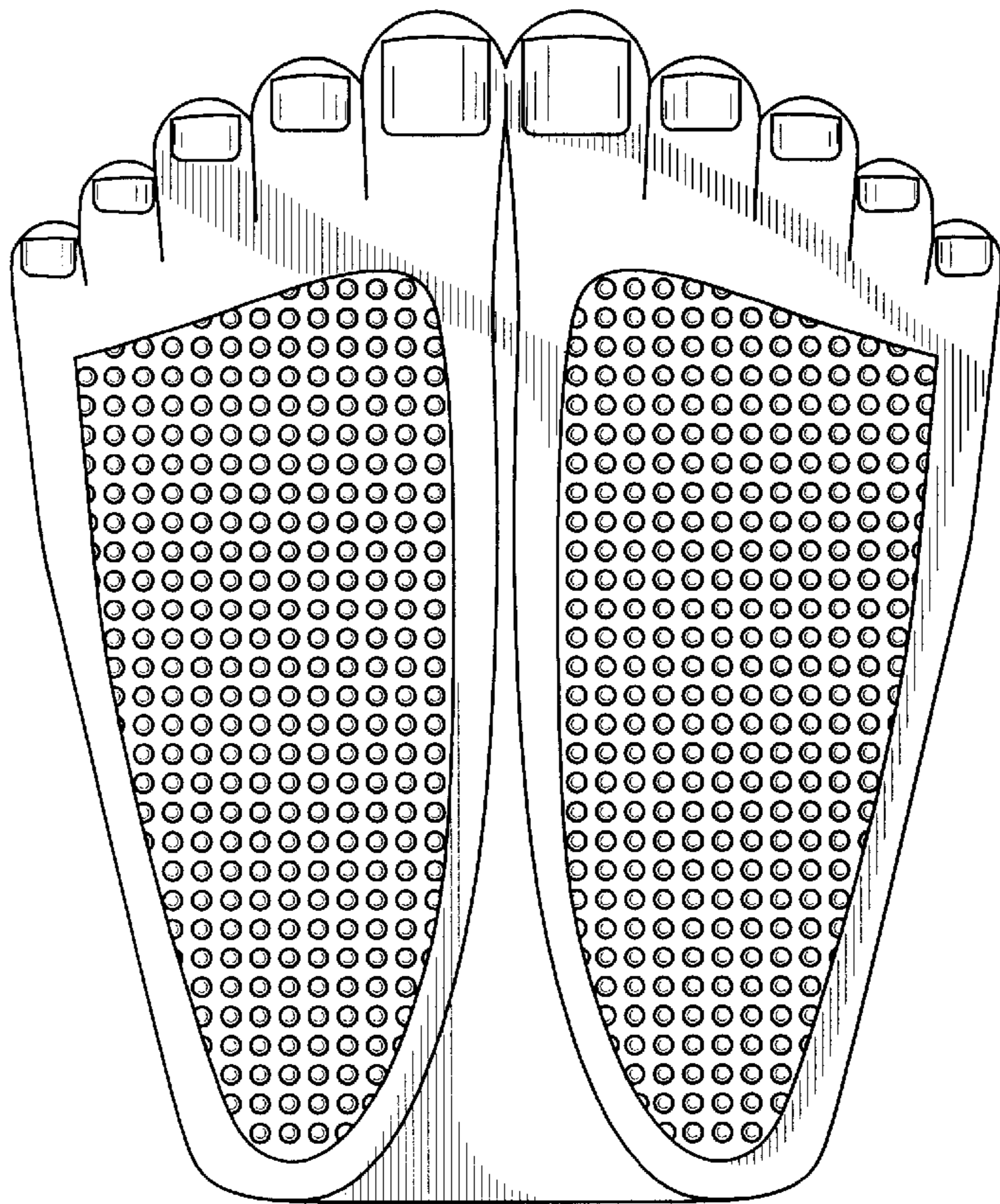


Fig. 2

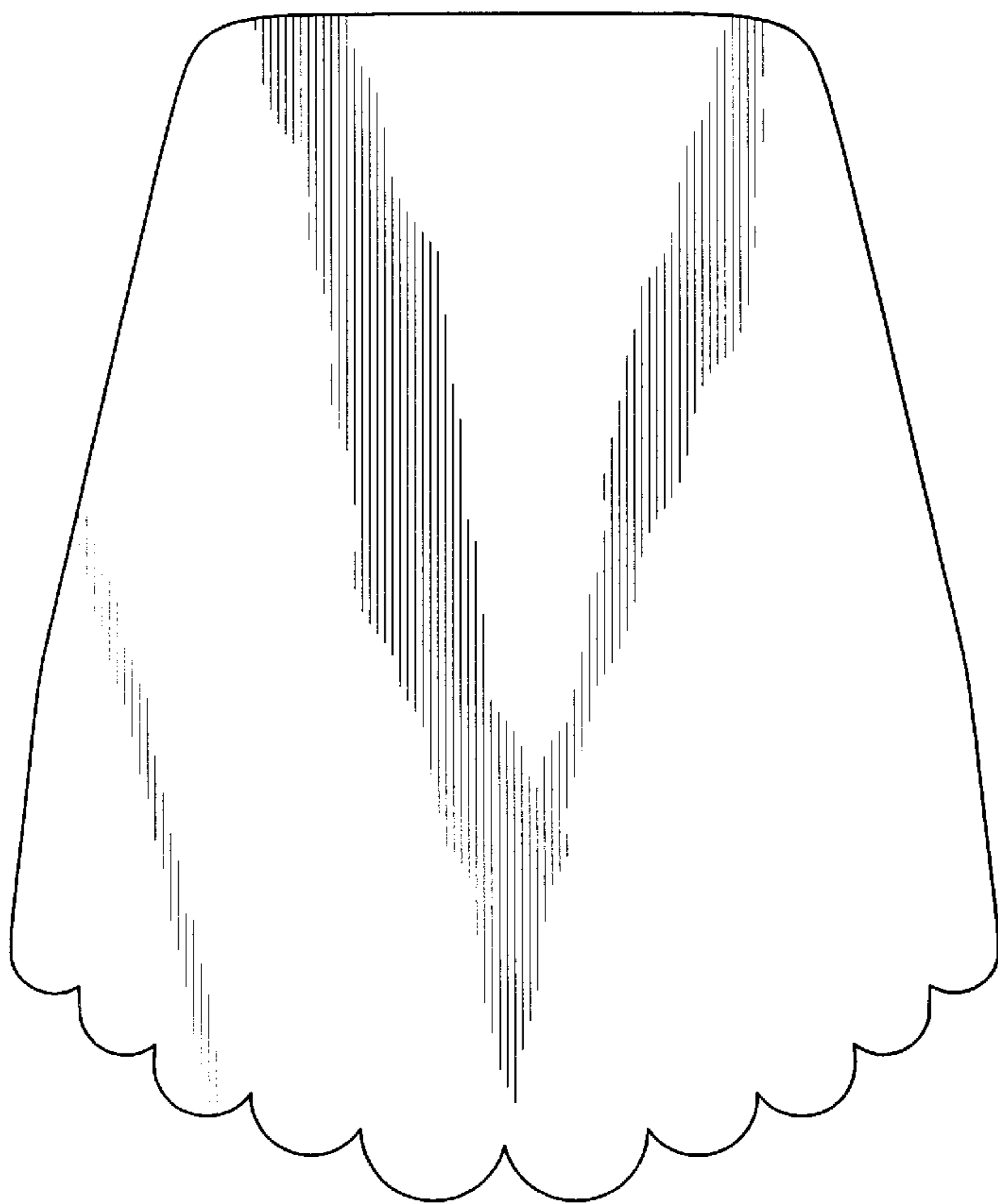




FIG. 3

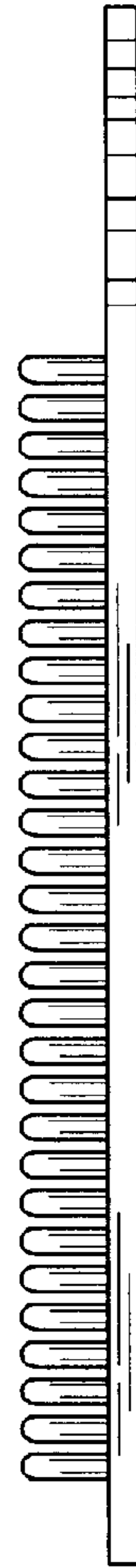


FIG. 4

FIG. 5

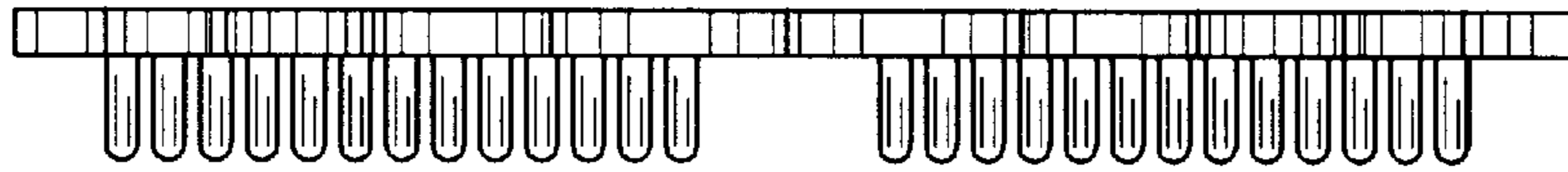


FIG. 6

