



US00D405188S

United States Patent [19]
Evans

[11] **Patent Number: Des. 405,188**
[45] **Date of Patent: **Feb. 2, 1999**

[54] **HOT/COLD THERAPEUTIC COMPRESS**

4,257,408 3/1981 Ramey 601/46
5,092,778 3/1992 Shaver et al. 446/369
5,700,284 12/1997 Owens 607/114

[76] Inventor: **Randy Allan Evans**, 171 Pemberton
Avenue, North Vancouver, B.C.,
Canada, V7P 2R4

[**] Term: **14 Years**

Primary Examiner—Louis S. Zarfes
Assistant Examiner—G. Andoll
Attorney, Agent, or Firm—Klarquist Sparkman Campbell
Leigh & Winston, LLP

[21] Appl. No.: **77,495**

[57] **CLAIM**

[22] Filed: **Oct. 2, 1997**

The ornamental design for a hot/cold therapeutic compress,
as shown and described.

[51] **LOC (6) Cl.** **24-04**

[52] **U.S. Cl.** **D24/208; D6/159**

[58] **Field of Search** D24/200, 206–208;
D21/159, 148; D6/597, 598; 607/96, 114;
383/901; 446/369; 601/46

DESCRIPTION

FIG. 1 is a front elevational view of a hot/cold therapeutic
compress showing my new design;
FIG. 2 is a rear elevational view thereof;
FIG. 3 is a side elevational view thereof, the opposite side
elevational view being similar to FIG. 3;
FIG. 4 is a top plan view thereof; and,
FIG. 5 is a bottom plan view thereof.

[56] **References Cited**

U.S. PATENT DOCUMENTS

D. 312,675 12/1990 Yockey D21/159
D. 327,330 6/1992 Noble D24/208
D. 392,825 3/1998 Markelonis D21/159
4,204,110 5/1980 Smit et al. 607/96

1 Claim, 1 Drawing Sheet




FIG. 1




FIG. 2

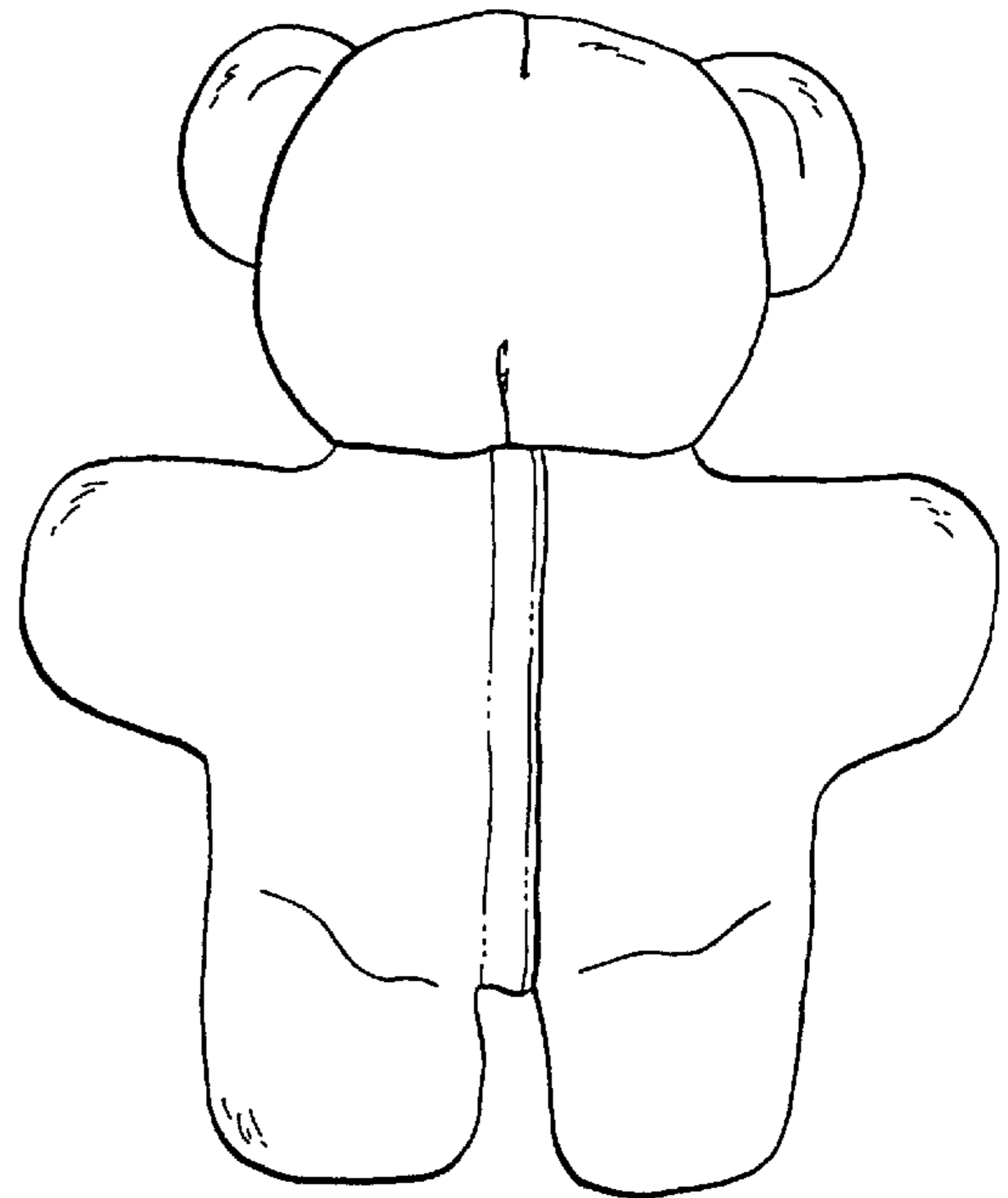


FIG. 3

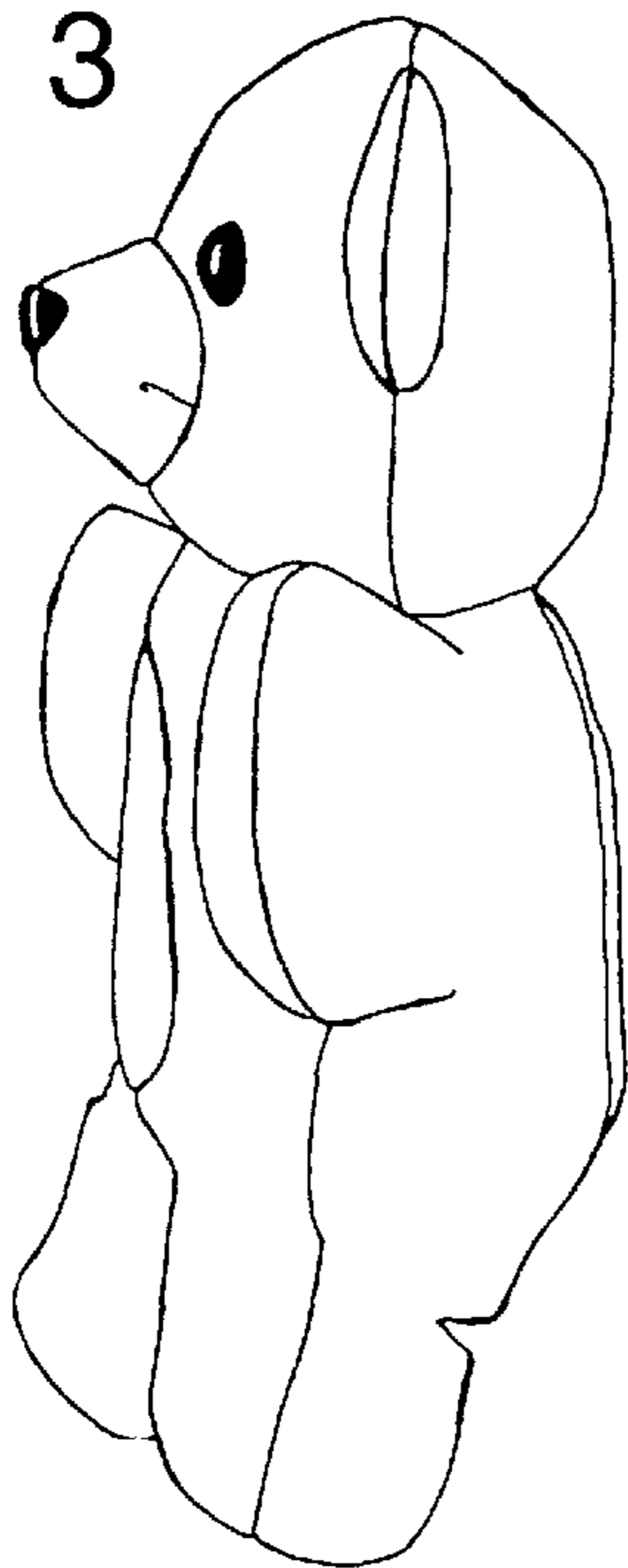


FIG. 4

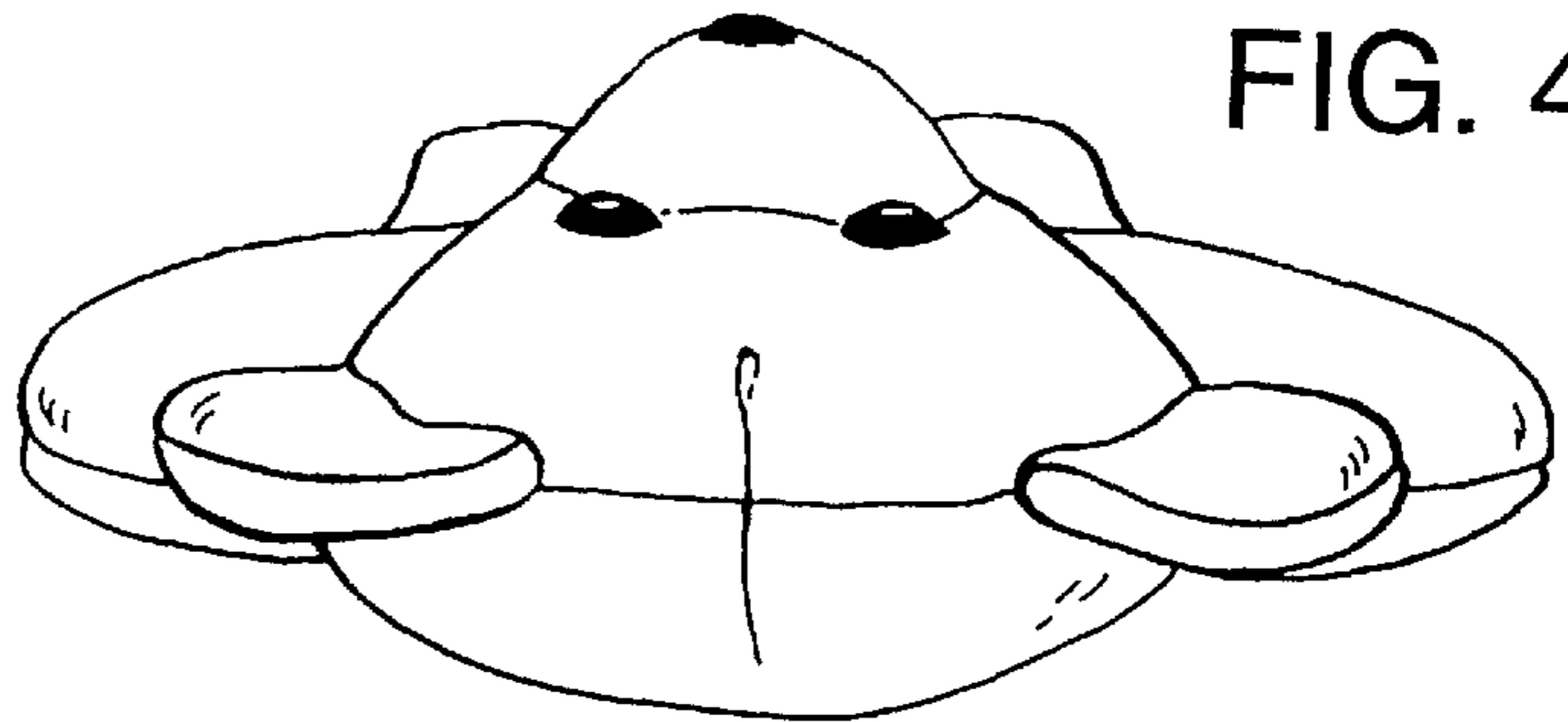


FIG. 5

