



US00D405186S

United States Patent [19] Larsen

[11] **Patent Number: Des. 405,186**
[45] **Date of Patent: **Feb. 2, 1999**

[54] **SPA SHELL** 5,749,106 5/1998 Loyd et al. 4/541.1

[75] Inventor: **Christopher Larsen**, Vista, Calif.

[73] Assignee: **Watkins Manufacturing Corporation**, Vista, Calif.

[**] Term: **14 Years**

[21] Appl. No.: **62,604**

[22] Filed: **Nov. 19, 1996**

[51] **LOC (6) Cl.** **23-02**

[52] **U.S. Cl.** **D24/204; D23/277**

[58] **Field of Search** D24/204, 205;
D23/277, 280.1–280.4, 303–306; 4/538,
541.1–541.6, 546, 584

[56] **References Cited**

U.S. PATENT DOCUMENTS

D. 261,427	10/1981	Ogden	D24/204
D. 277,985	3/1985	Kingsley	D24/204
D. 287,620	1/1987	Delepine	D24/205
D. 288,717	3/1987	Willich et al.	D24/204
D. 301,374	5/1989	D'Innocente	D24/204
D. 305,061	12/1989	Pauls et al.	D24/205
D. 387,869	12/1997	Larsen	D24/204

OTHER PUBLICATIONS

Hotspring Brochure, 1996, pp. 29–31.

Primary Examiner—Louis S. Zarfes

Assistant Examiner—G. Andoll

Attorney, Agent, or Firm—Price Gess & Ubell

[57] **CLAIM**

The ornamental design for a spa shell, as shown and described.

DESCRIPTION

FIG. 1 is a top front perspective of a spa shell showing my new design, the broken lines are for illustrative purposes only and form no part of the claimed design;

FIG. 2 is a top plan view thereof;

FIG. 3 is a cross-sectional view taken along line 3—3 of FIG. 2;

FIG. 4 is a cross-sectional view taken along line 4—4 of FIG. 2; and,

FIG. 5 is a cross-sectional view taken along line 5—5 of FIG. 2.

The bottom is plain and unornamented.

1 Claim, 3 Drawing Sheets

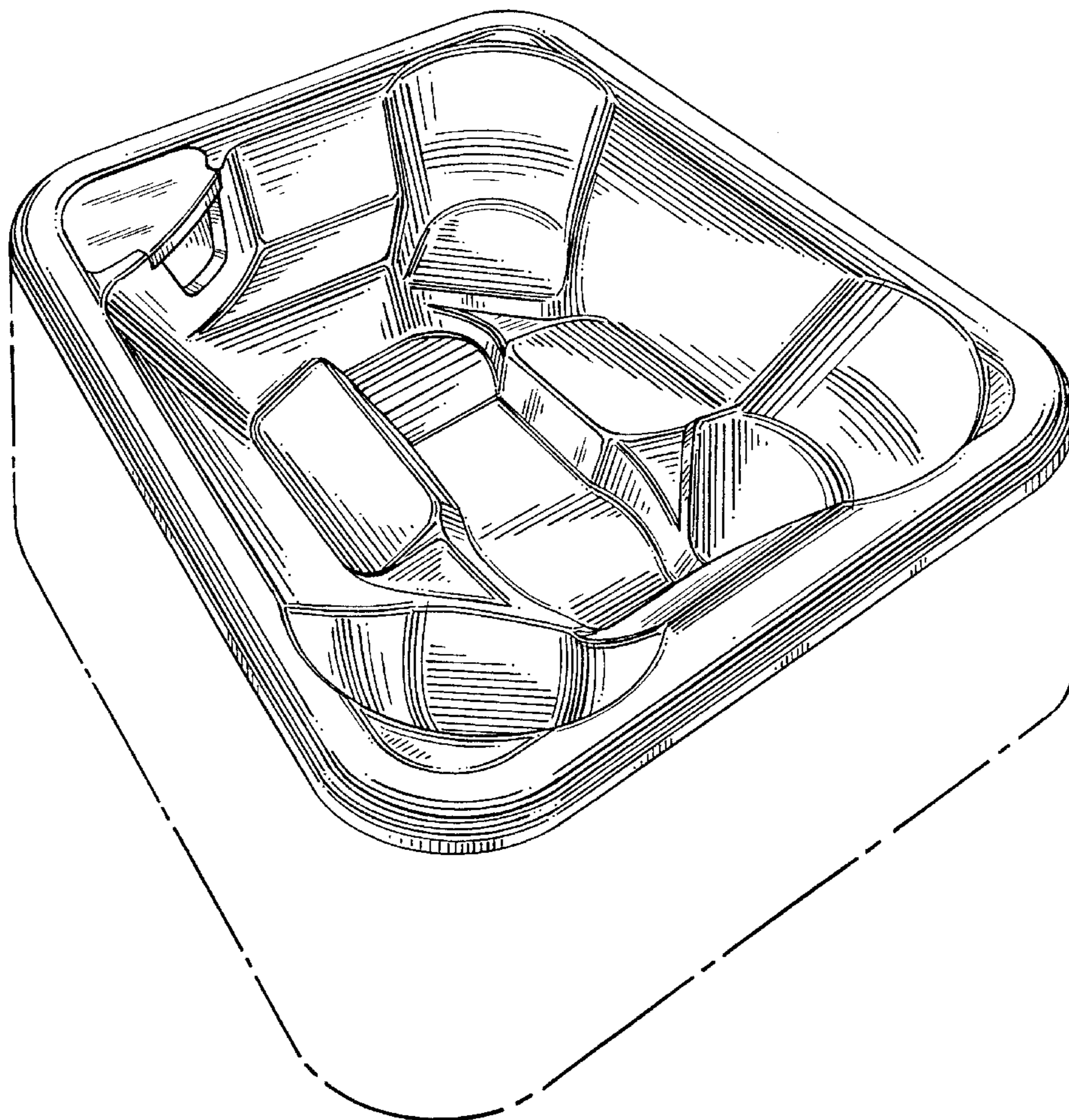


FIG. 1

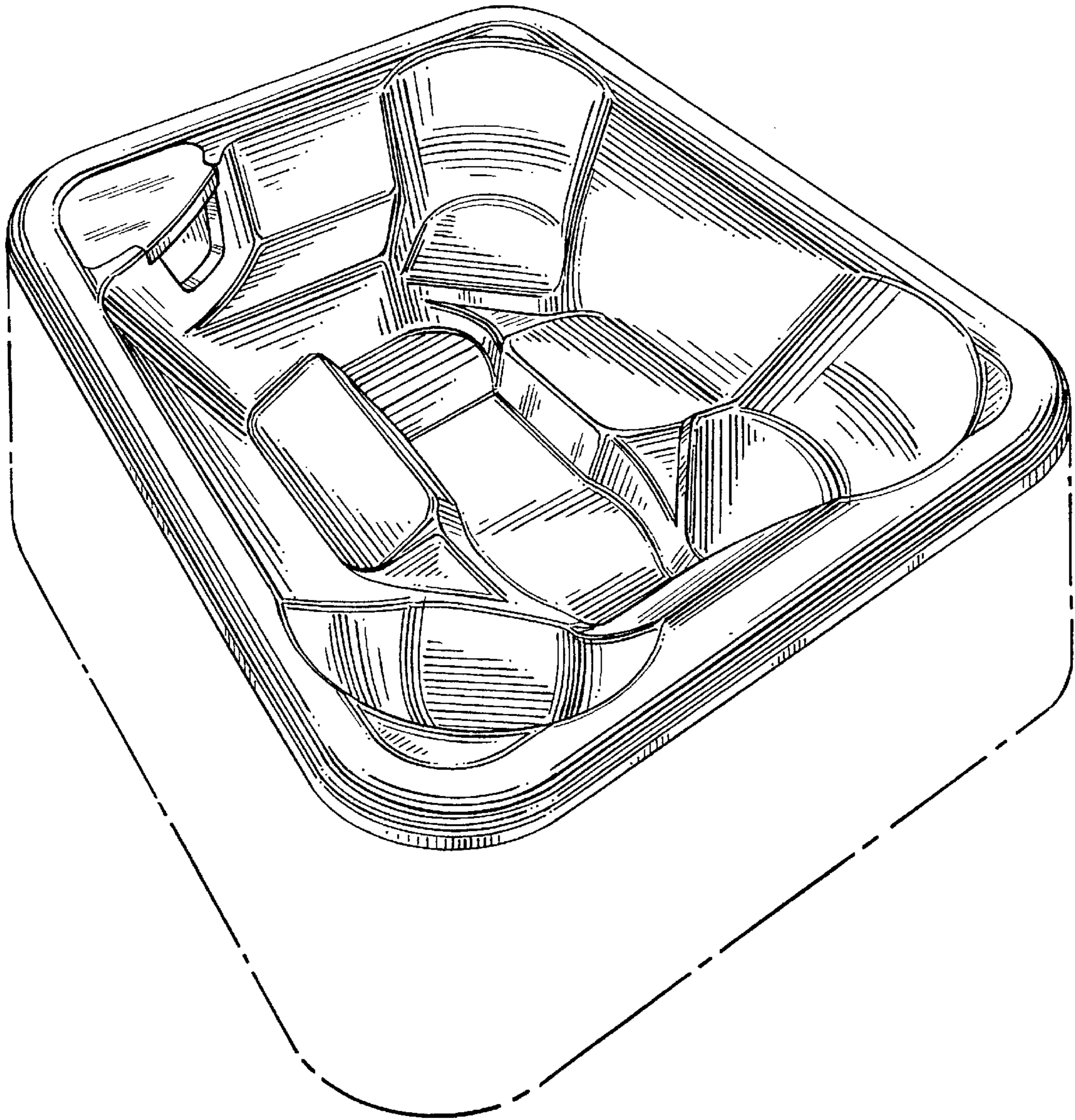


FIG. 2

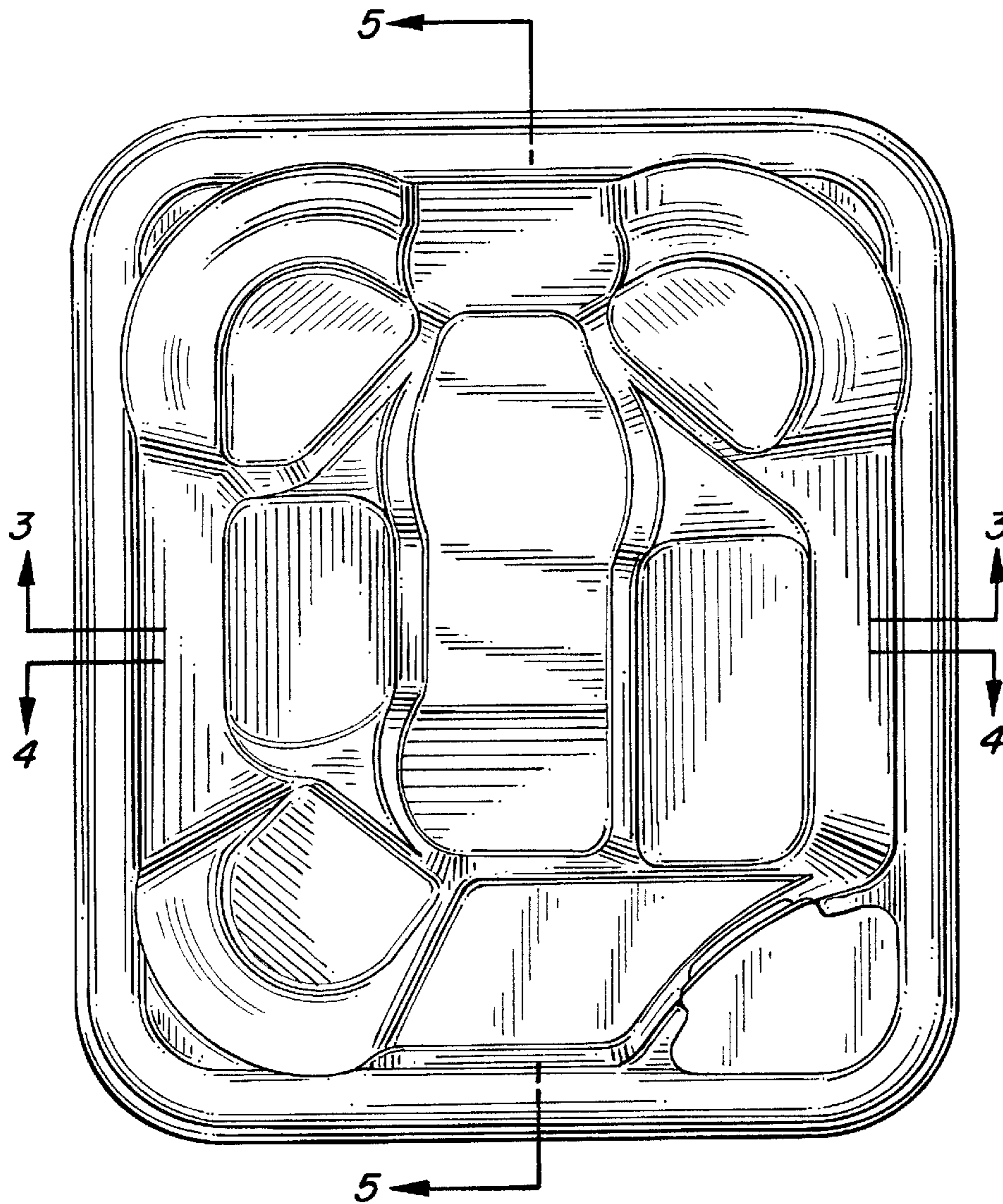


FIG. 3

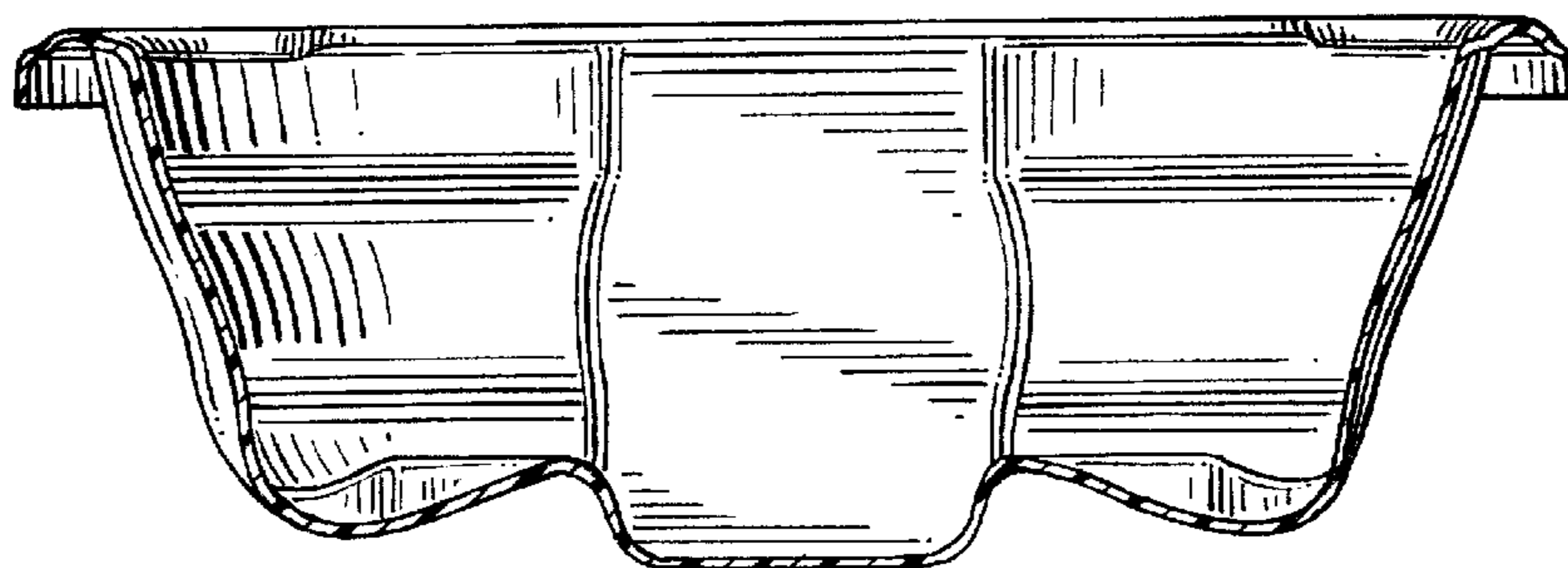


FIG. 4

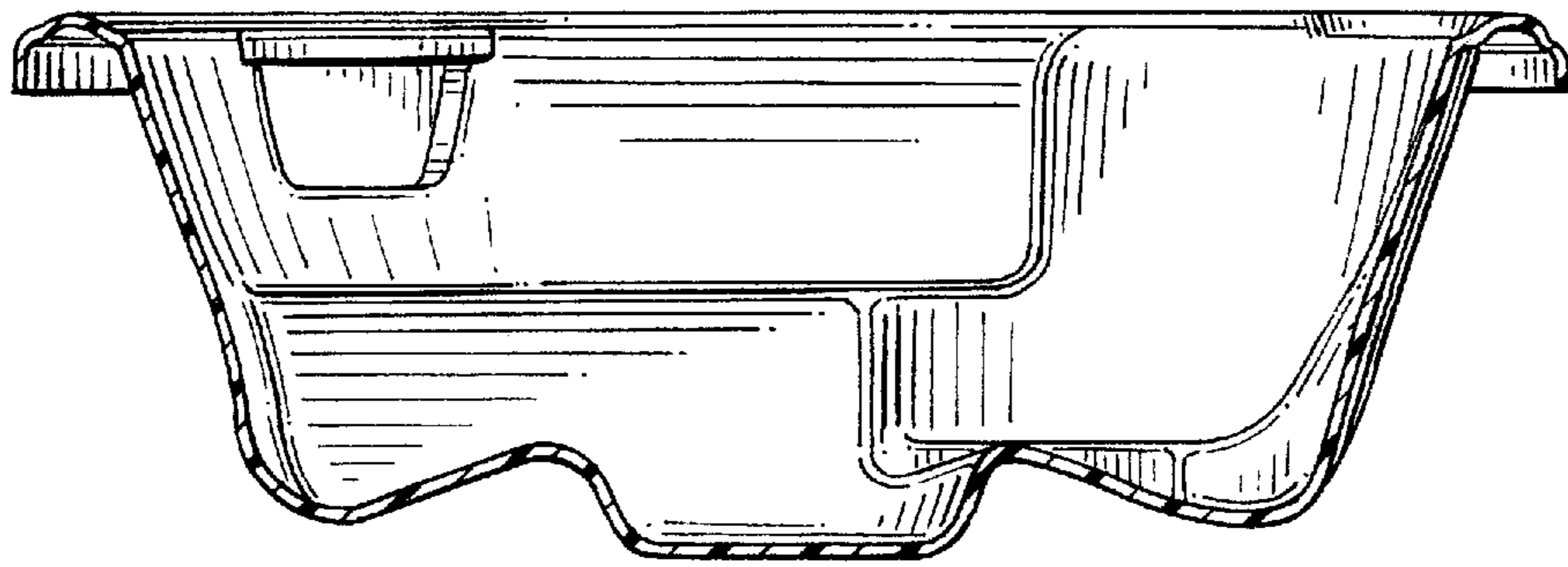


FIG. 5

