

US00D405185S

United States Patent [19] Larsen

[11] **Patent Number: Des. 405,185**
[45] **Date of Patent: **Feb. 2, 1999**

[54] **SPA SHELL**

[75] Inventor: **Christopher Larsen, Vista, Calif.**

[73] Assignee: **Watkins Manufacturing Corporation, Vista, Calif.**

[**] Term: **14 Years**

[21] Appl. No.: **62,603**

[22] Filed: **Nov. 19, 1996**

[51] **LOC (6) Cl. 23-02**

[52] **U.S. Cl. D24/204; D23/272**

[58] **Field of Search D24/204, 205; D23/277, 280.1-280.4, 303-306; 4/538, 541.1-541.6, 546, 592, 584**

[56] **References Cited**

U.S. PATENT DOCUMENTS

D. 261,427	10/1981	Ogden	D24/204
D. 277,985	3/1985	Kingsley	D24/204
D. 287,620	1/1987	Delepine	D24/205
D. 288,717	3/1987	Willich et al.	D24/204
D. 301,374	5/1989	D'Innocente	D24/204

D. 305,061	12/1989	Pauls et al.	D24/205
D. 387,869	12/1997	Larsen	D24/204
5,749,106	5/1998	Loyd et al.	4/541.1

Primary Examiner—Louis S. Zarfaz
Assistant Examiner—G. Andoll
Attorney, Agent, or Firm—Price Gess & Ubell

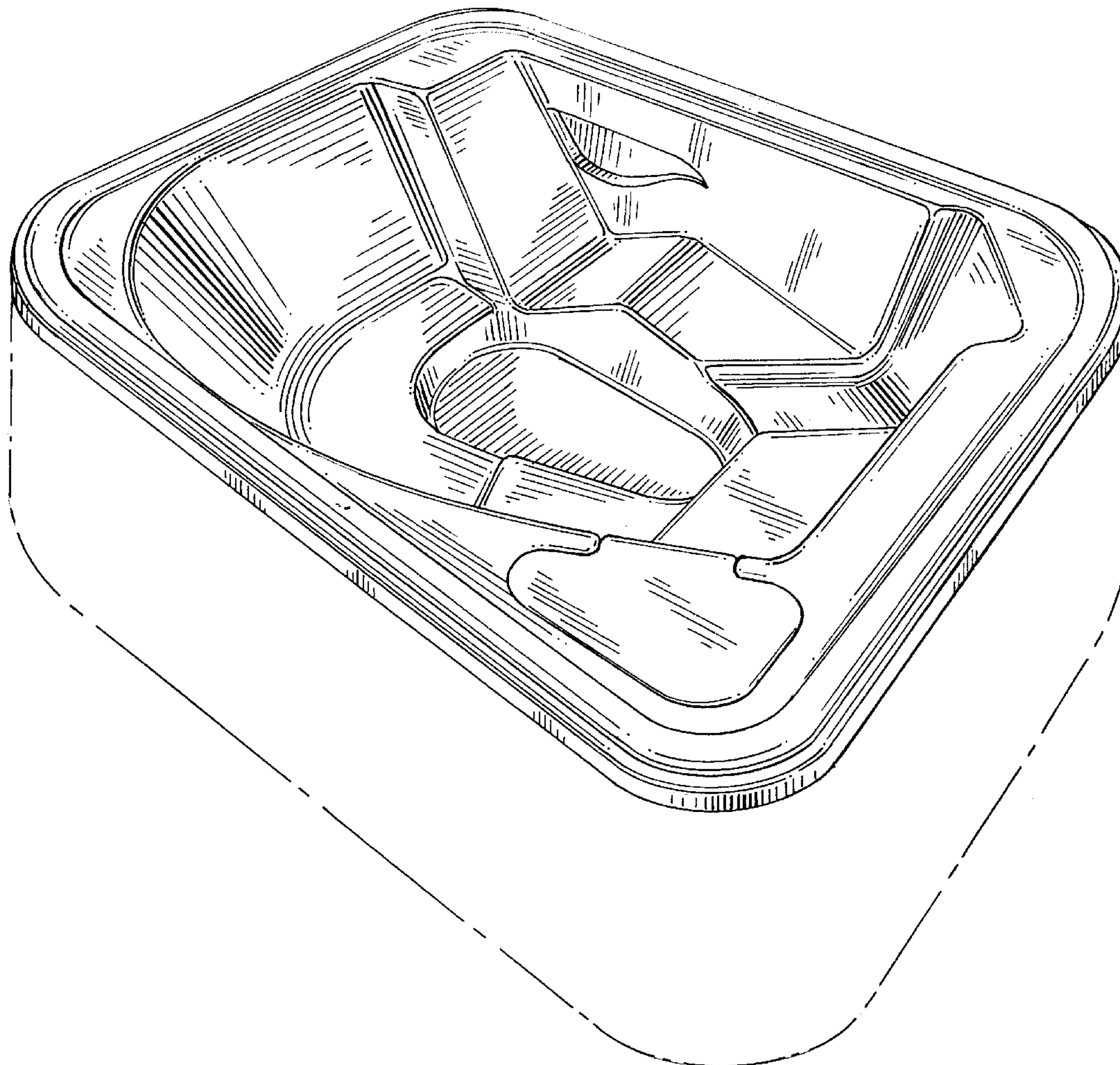
[57] **CLAIM**

I claim the ornamental design for a spa shell, as shown and described.

DESCRIPTION

FIG. 1 is a top front perspective of a spa shell showing my new design, the broken lines are for illustrative purposes only and form no part of the claimed design; FIG. 2 is a top plan view thereof; FIG. 3 is a cross-sectional view taken along line 3—3 of FIG. 2; FIG. 4 is a cross-sectional view taken along line 4—4 of FIG. 2; and, FIG. 5 is a cross-sectional view taken along line 5—5 of FIG. 2. The bottom is plain and unornamented.

1 Claim, 3 Drawing Sheets



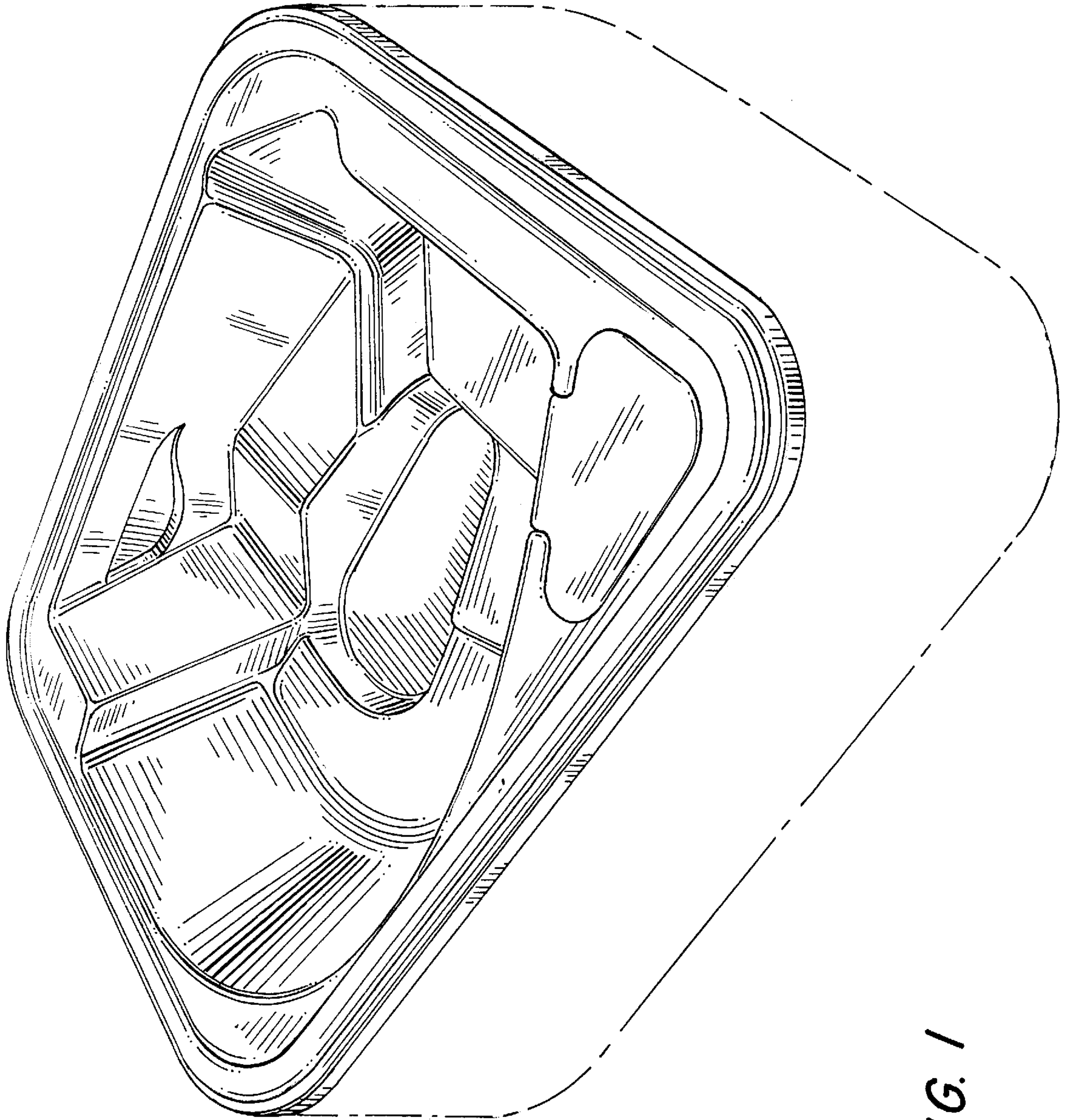


FIG. 1

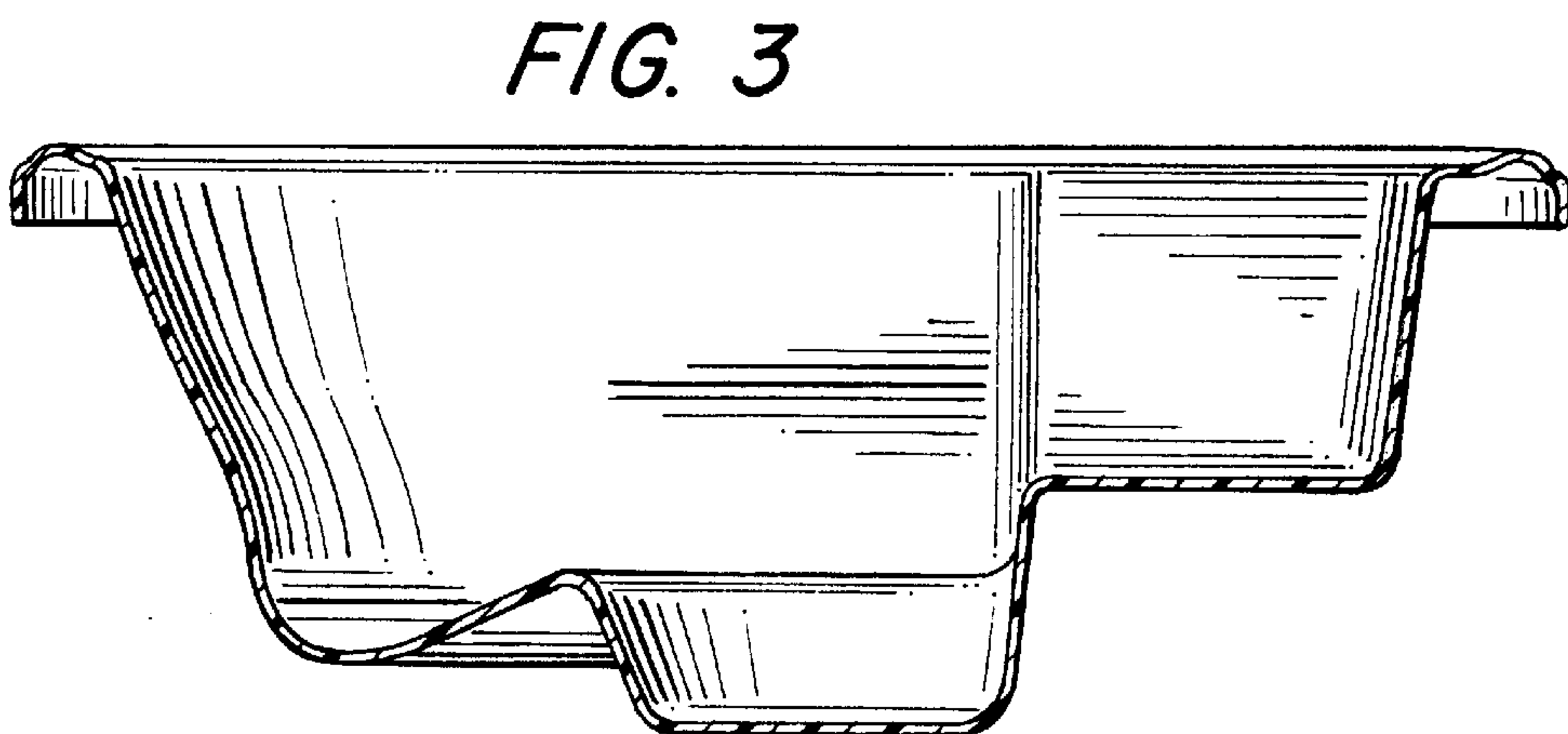
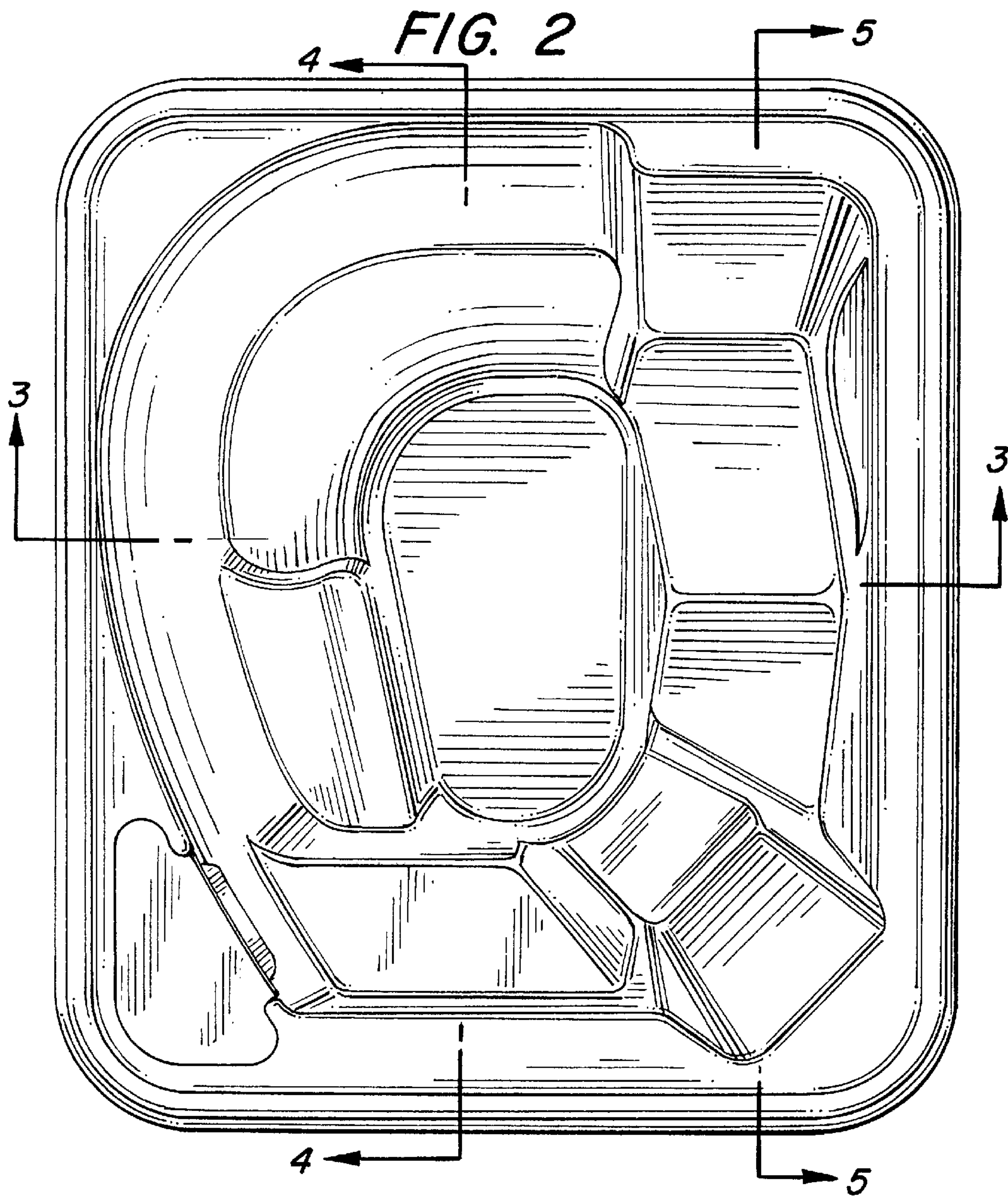


FIG. 4




FIG. 5

