



US00D405177S

United States Patent [19]

Hutchins et al.

[11] Patent Number: **Des. 405,177**

[45] Date of Patent: *****Feb. 2, 1999**

[54] **SURGICAL SAW BLADE HUB**

[75] Inventors: **Paul H. Hutchins**, Charlottesville;
John H. Pascaloff, Keswick, both of Va.

[73] Assignee: **MicroAire Surgical Instruments, Inc.**, Charlottesville, Va.

[*] Notice: The portion of the term of this patent subsequent to Jan. 19, 2013, has been disclaimed.

[**] Term: **14 Years**

[21] Appl. No.: **48,245**

[22] Filed: **Dec. 22, 1995**

[51] LOC (6) Cl. **24-02**

[52] U.S. Cl. **D24/146**

[58] Field of Search D24/146, 140;
606/82, 176, 178; 30/331, 339, 344, 351,
355, 357

[56] **References Cited**

U.S. PATENT DOCUMENTS

D. 337,160	7/1993	Evans	D24/146
D. 343,247	1/1994	Walen	D24/146
D. 351,907	10/1994	Matthai et al.	D24/146
D. 360,948	8/1995	Goris	D24/146
D. 362,065	9/1995	Goris	D24/146

3,703,036	11/1972	Karubian	30/339
3,943,934	3/1976	Bert	606/82
4,386,609	6/1983	Mongeon	606/82 X
5,306,285	4/1994	Miller et al.	606/172 X
5,468,247	11/1995	Matthai et al.	606/82 X
5,496,316	3/1996	Goris	D24/146 X

OTHER PUBLICATIONS

The Hall Blade and Bar Book "Sagittal Saw Blades" pp. 27, 28 Hall Surgical Publication © 1992.

Primary Examiner—Louis S. Zarfes
Attorney, Agent, or Firm—Whitham, Curtis & Whitham

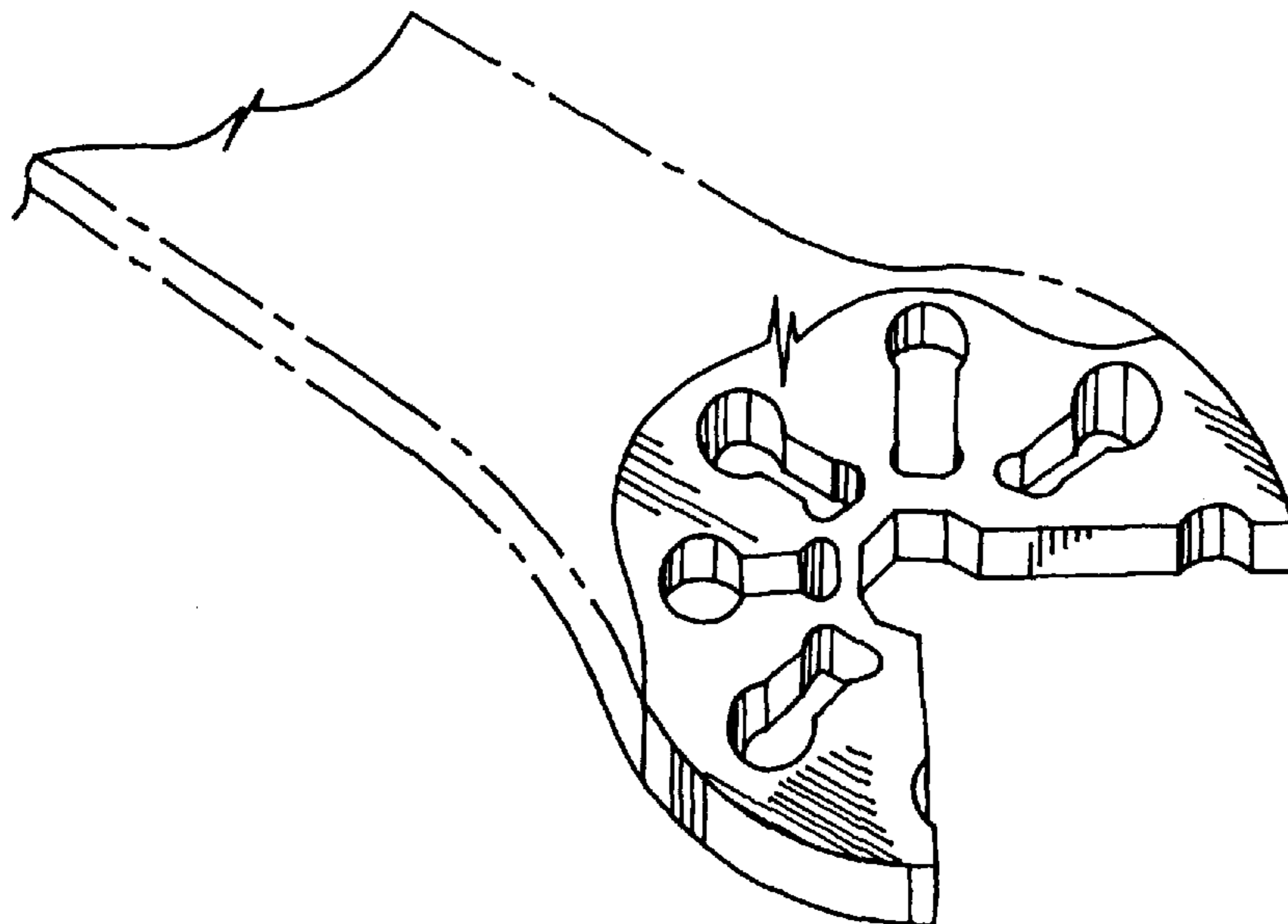
[57] **CLAIM**

The ornamental design for a surgical saw blade hub, as shown and described.

DESCRIPTION

FIG. 1 is a top, front, and side perspective view of a surgical saw blade hub, showing our new design;
FIG. 2 is a top plan view thereof, the bottom plan view being identical thereto;
FIG. 3 is a side elevational view thereof, the opposite side elevational view being identical thereto; and,
FIG. 4 is a front elevation view thereof.
The broken lines in each of the FIGS. 1-4 show the cutting portion of the surgical saw blade, and are for illustrative purposes only and form no part of the claimed design.

1 Claim, 1 Drawing Sheet



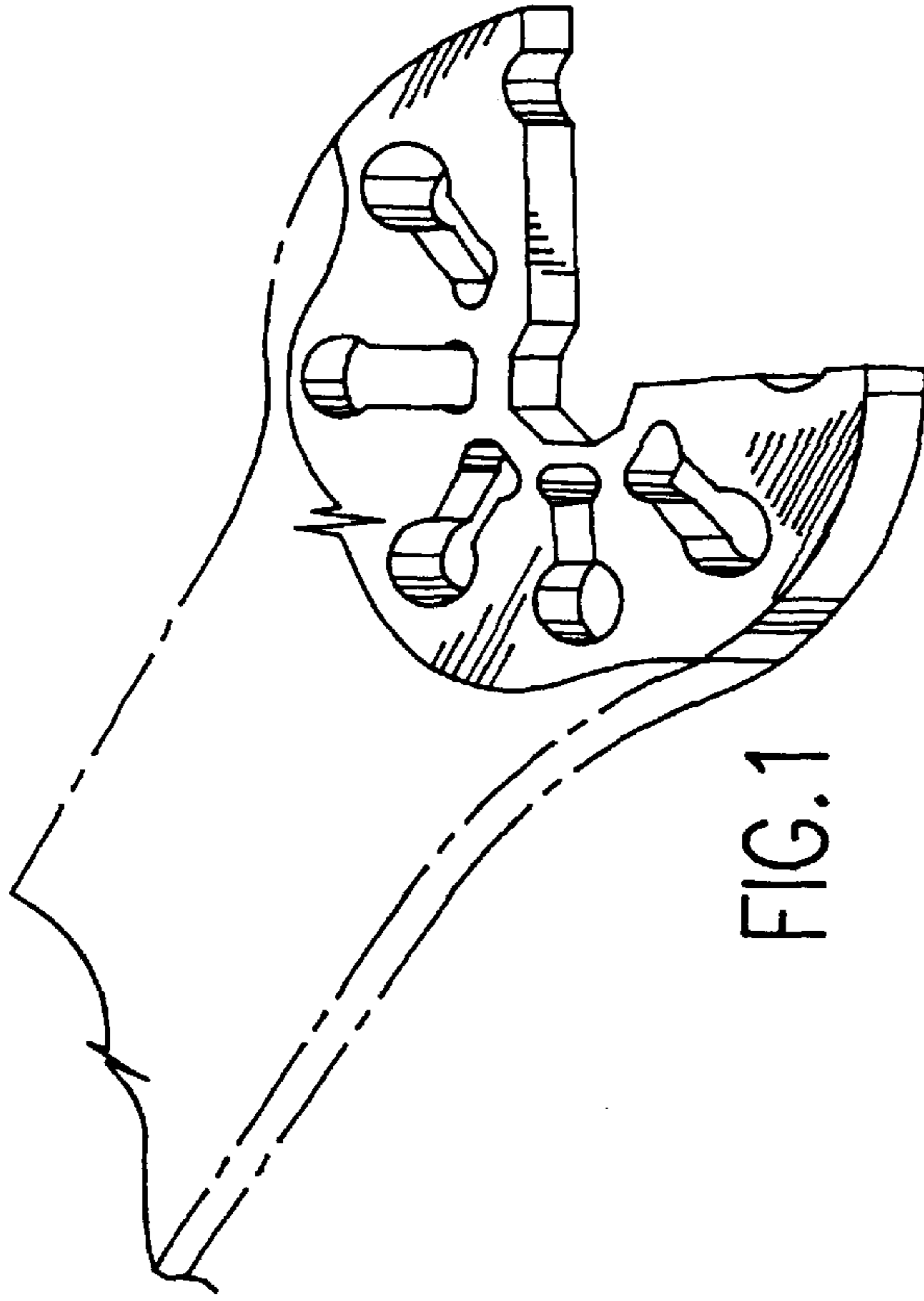


FIG. 1



FIG. 4

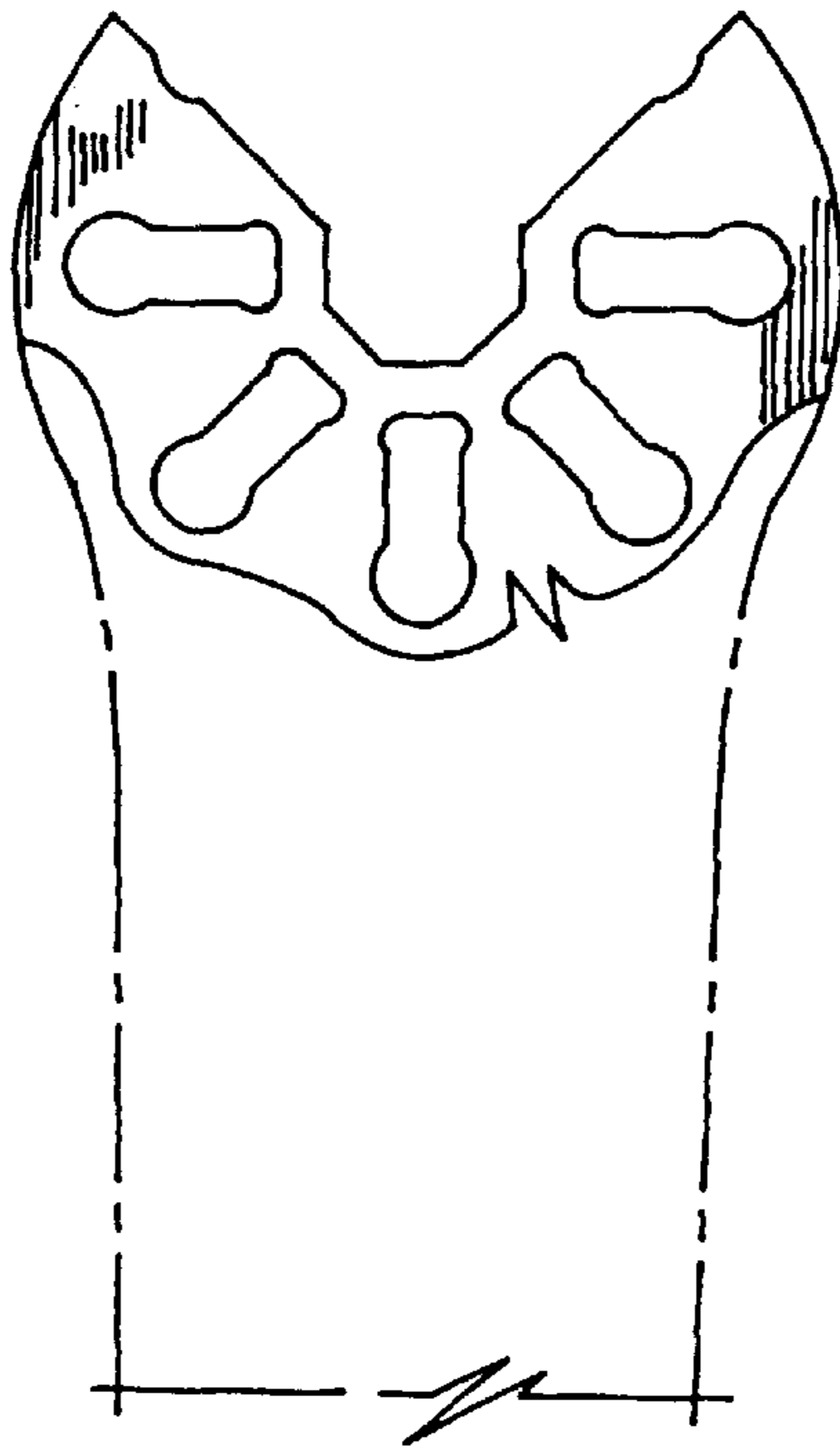


FIG. 2

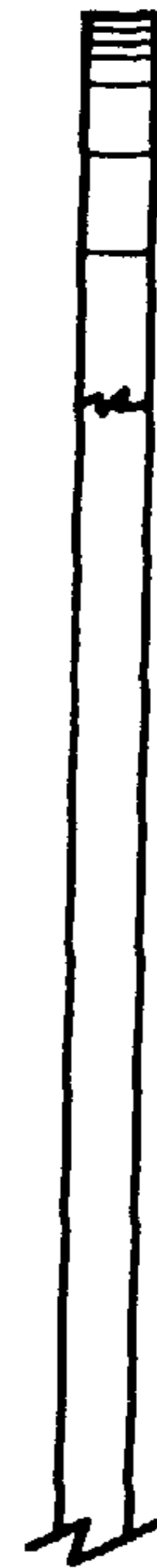


FIG. 3