



US00D405166S

United States Patent [19]
Gavin

[11] **Patent Number: Des. 405,166**

[45] **Date of Patent: **Feb. 2, 1999**

[54] **REMOVABLE SECTION PIPE SEAL**

[76] Inventor: **Norman W. Gavin**, 2545 Ridge Rd.,
North Haven, Conn. 06473

[**] Term: **14 Years**

[21] Appl. No.: **71,418**

[22] Filed: **May 29, 1997**

[51] **LOC (6) Cl. 23-01**

[52] **U.S. Cl. D23/269**

[58] **Field of Search D23/269; 277/207 A,**
277/171, 206 A, 215, 225; 285/231, 374,
910

[56] **References Cited**

U.S. PATENT DOCUMENTS

D. 24,801	10/1895	Weale	D23/269
D. 26,512	1/1897	Weale	D23/269
D. 273,413	4/1984	McMurray	D23/269
D. 380,039	6/1997	Sutherland et al.	D23/269
4,663,036	5/1987	Strobl, Jr. et al.	210/170
4,805,920	2/1989	Gavin	277/207 A
5,036,636	8/1991	Hasty	52/100

5,057,501	10/1991	Palmer	277/9
5,104,542	4/1992	Dixon et al.	210/532.2
5,222,334	6/1993	Hasty	52/100
5,286,040	2/1994	Gavin	277/207 A
5,538,035	7/1996	Gavin	137/363

Primary Examiner—Marcus A. Jackson
Attorney, Agent, or Firm—Robert A. Seemann

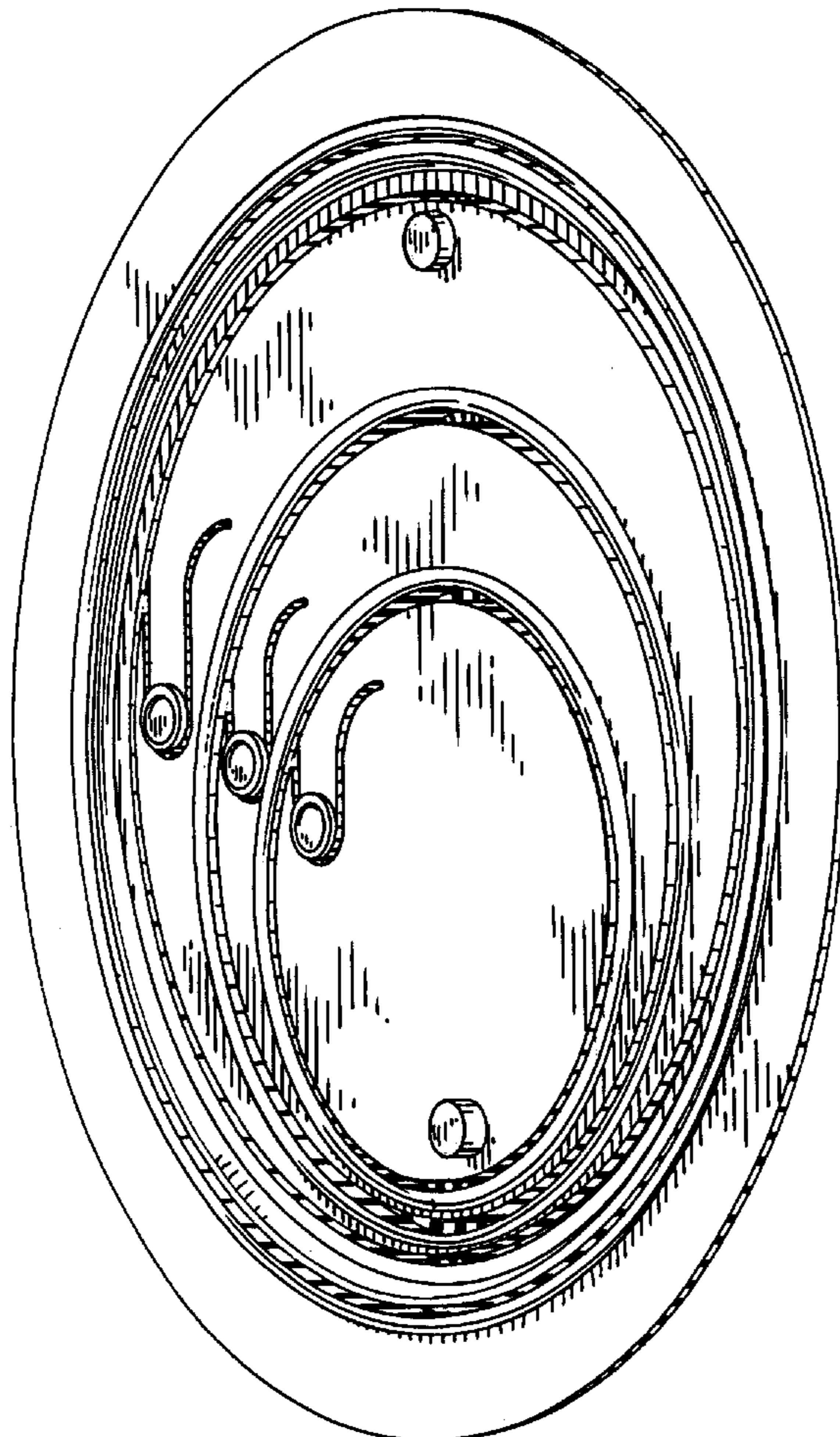
[57] **CLAIM**

The ornamental design for a removable section pipe seal, as shown and described.

DESCRIPTION

FIG. 1 is a front view of a removable section pipe seal showing my new design;
FIG. 2 is a side view thereof, with the opposite sides being a mirror image;
FIG. 3 is a cross section view thereof taken along 3—3;
FIG. 4 is a partial cross section view thereof taken along 4—4;
FIG. 5 is a rear view thereof; and,
FIG. 6 is a perspective view thereof.

1 Claim, 4 Drawing Sheets



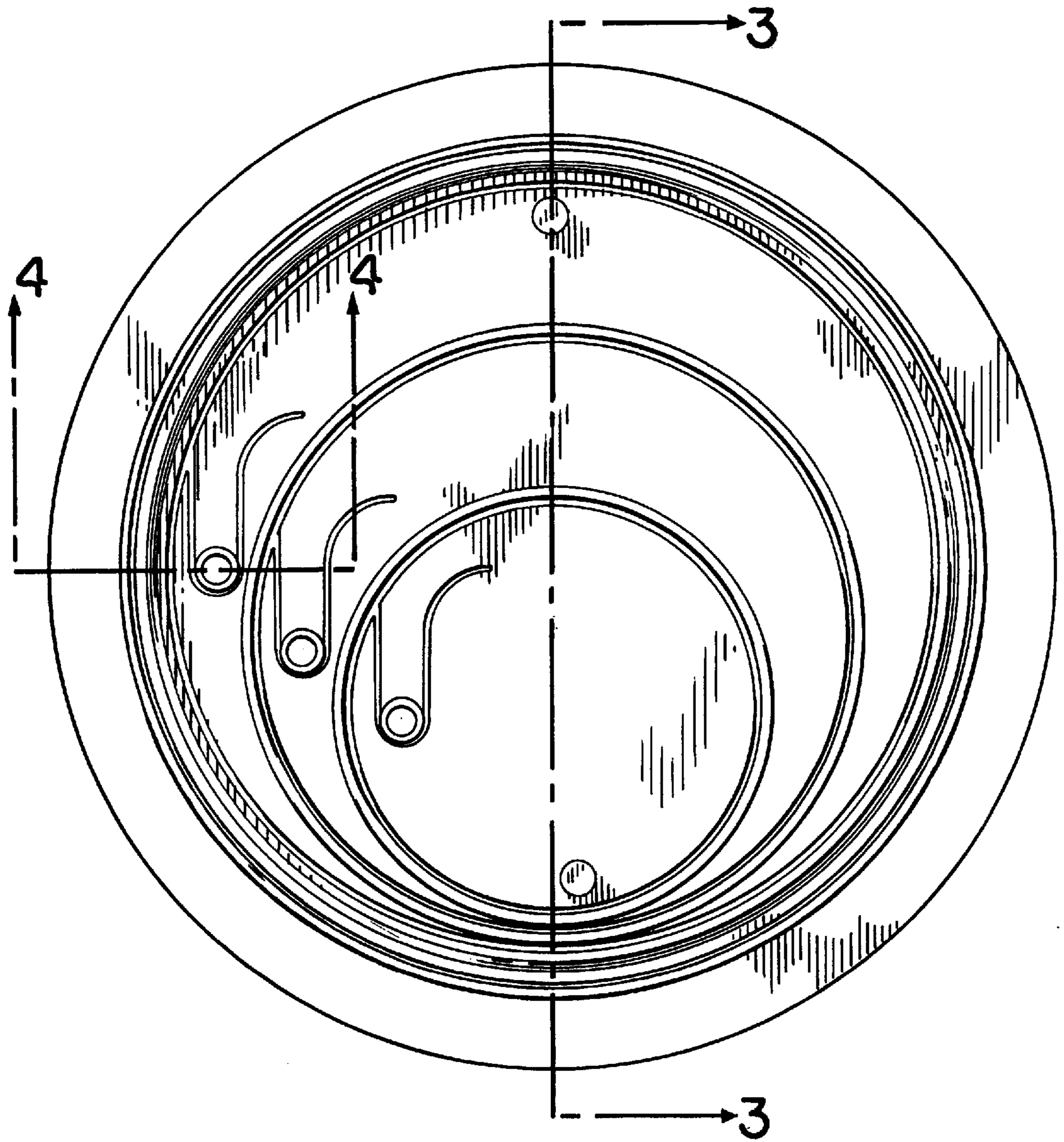


FIG. 1



FIG. 2



FIG. 3



FIG. 4

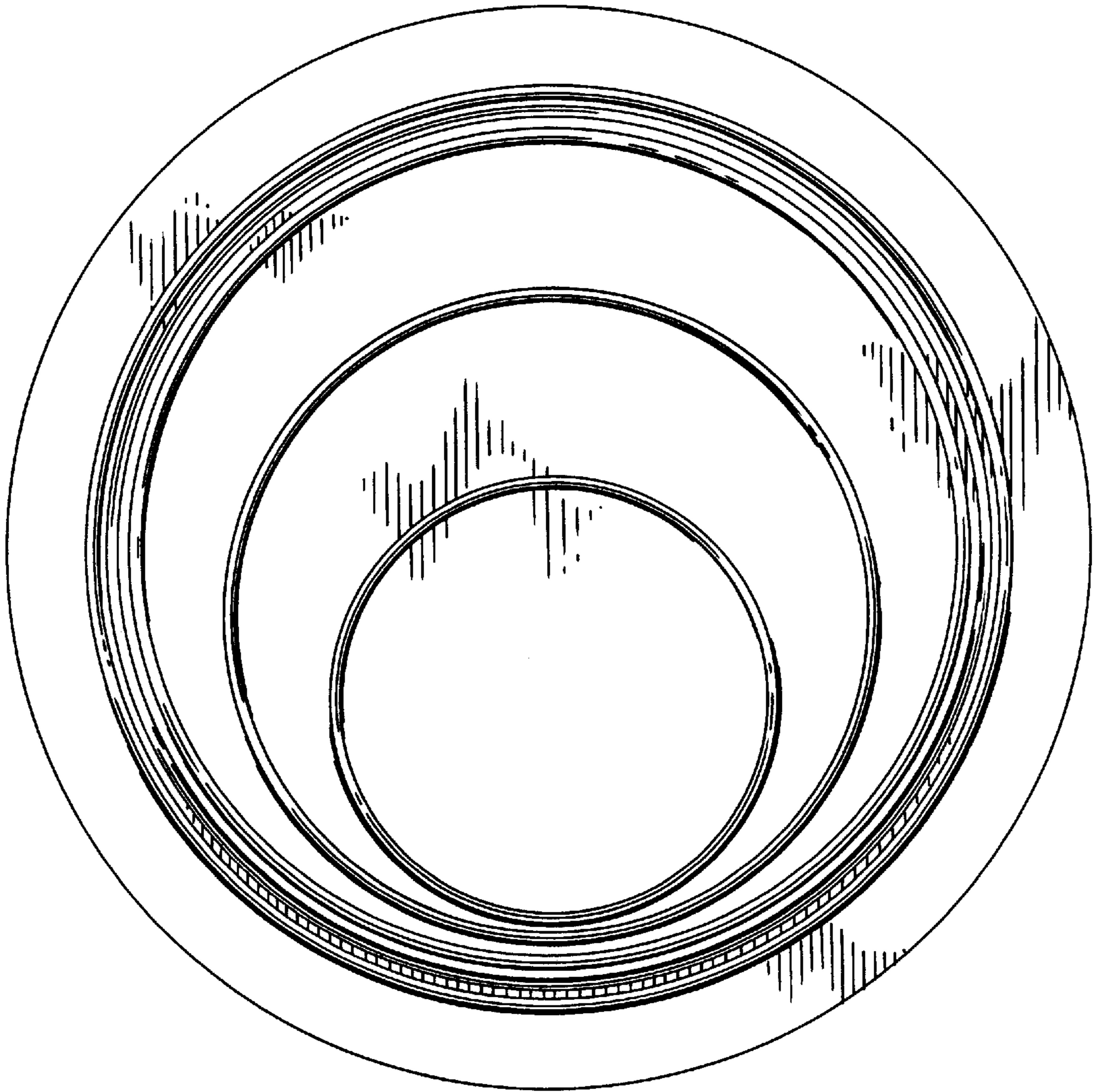


FIG. 5

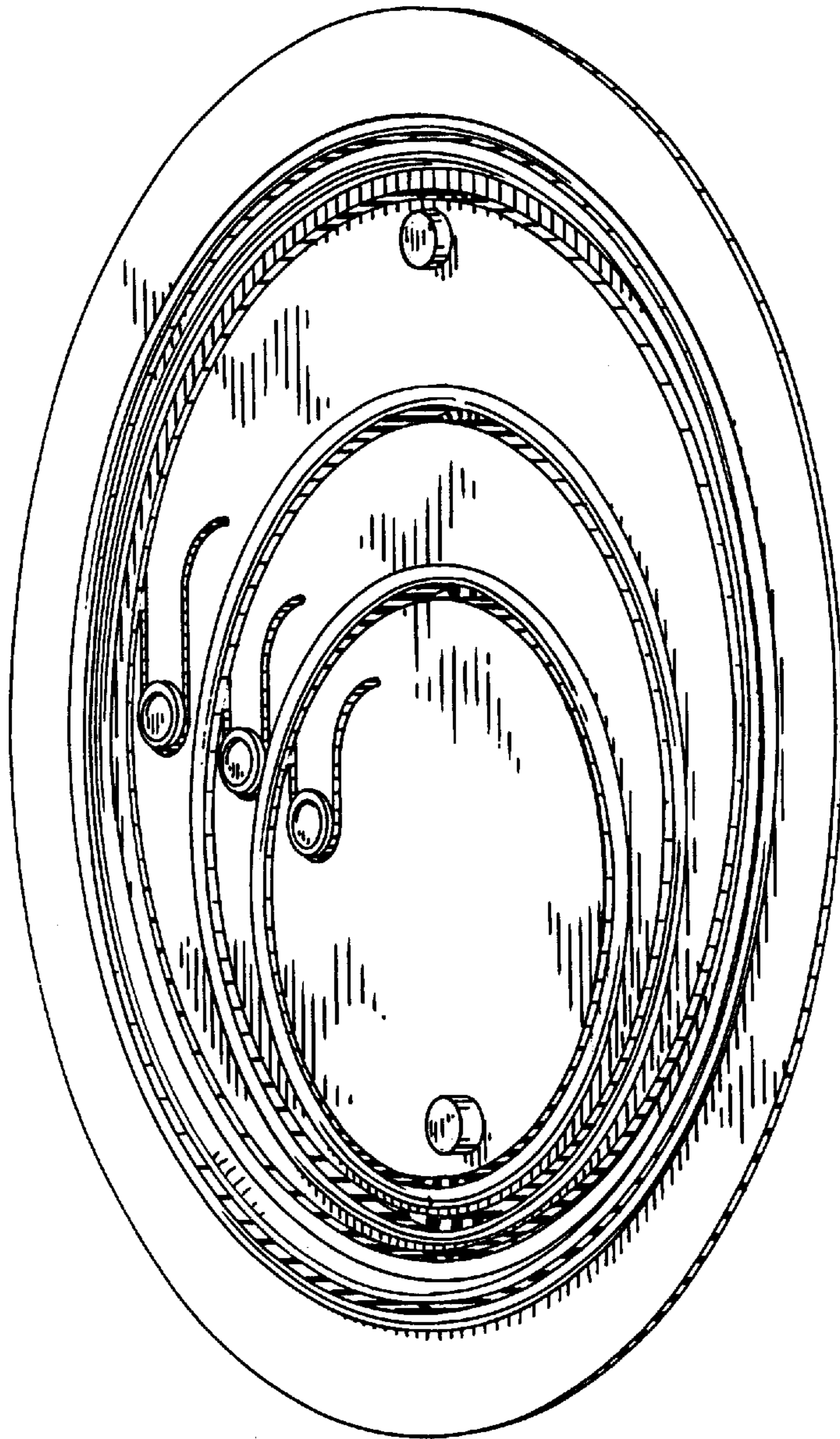


FIG. 6