

US00D405143S

# United States Patent [19]

[11] **Patent Number: Des. 405,143**

**Watson**

[45] **Date of Patent: \*\*Feb. 2, 1999**

[54] **SNOWSHOE**

[75] Inventor: **Jim Watson**, Grand Junction, Colo.

[73] Assignee: **Spring Brook Manufacturing, Inc.**,  
Grand Junction, Colo.

[\*\*] Term: **14 Years**

[21] Appl. No.: **87,498**

[22] Filed: **May 4, 1998**

4,525,939	7/1985	McNeil et al. ....	36/62 X
4,604,817	8/1986	Ramboz .....	36/125
5,014,450	5/1991	McGrath .....	36/124
5,228,216	7/1993	Sargeant .....	36/11.5
5,339,542	8/1994	Kim .....	36/132 X
5,459,950	10/1995	Damm et al. ....	36/122

### FOREIGN PATENT DOCUMENTS

634114	1/1962	Canada .....	36/122
2409066	7/1979	France .....	36/124

*Primary Examiner*—Kay H. Chin  
*Attorney, Agent, or Firm*—Fields and Johnson, P.C.

### Related U.S. Application Data

[63] Continuation of Ser. No. 840,513, Apr. 21, 1997, which is a continuation-in-part of Ser. No. 506,784, Jul. 25, 1995, abandoned.

[51] **LOC (6) Cl.** ..... **21-02**

[52] **U.S. Cl.** ..... **D21/768**

[58] **Field of Search** ..... D21/760, 768,  
D21/769, 770, 771, 772, 773, 774; 36/124;  
52/658

### References Cited

#### U.S. PATENT DOCUMENTS

D. 94,639	12/1935	Stritter .	
D. 166,120	3/1952	Paden .....	D21/768
D. 180,632	7/1957	Weiss .....	D21/768
536,812	4/1895	Mabee .	
1,155,982	10/1915	Withycombe .	
1,523,222	1/1925	Leet .	
2,097,249	10/1937	Keene .....	36/4.5
2,615,260	10/1952	Paden .....	36/122
3,299,541	1/1967	Snyder .....	36/4.5
3,464,127	9/1969	Muncie .....	36/7.6
3,638,333	2/1972	Sprandel .....	36/4.5
3,673,713	7/1972	Fedewitz .....	36/2.5
3,755,926	9/1973	Schonbrun .....	36/2.5
4,004,355	1/1977	Koblick .....	36/122
4,213,256	7/1980	Mas et al. ....	36/124
4,228,601	10/1980	Lawton et al. ....	36/124
4,344,238	8/1982	Peysen .....	36/62 X
4,446,635	5/1984	Hayden, Jr. ....	36/124

### [57] CLAIM

The ornamental design for a “snowshoe”, as shown and described.

### DESCRIPTION

FIG. 1 is a perspective view of first embodiment of the “snowshoe design” of this invention also illustrating the front side and right side views; the left side view not illustrated but being identical and symmetrical to the right side view;

FIG. 2 is a bottom plan view of FIG. 1;

FIG. 3 is rear side elevation view of FIG. 1;

FIG. 4 is a perspective view of a second embodiment of the “snowshoe design ” of this invention also illustrating the front side and right side views; the left side view not illustrated but being identical and symmetrical to the right side view;

FIG. 5 is a bottom plan view of FIG. 4;

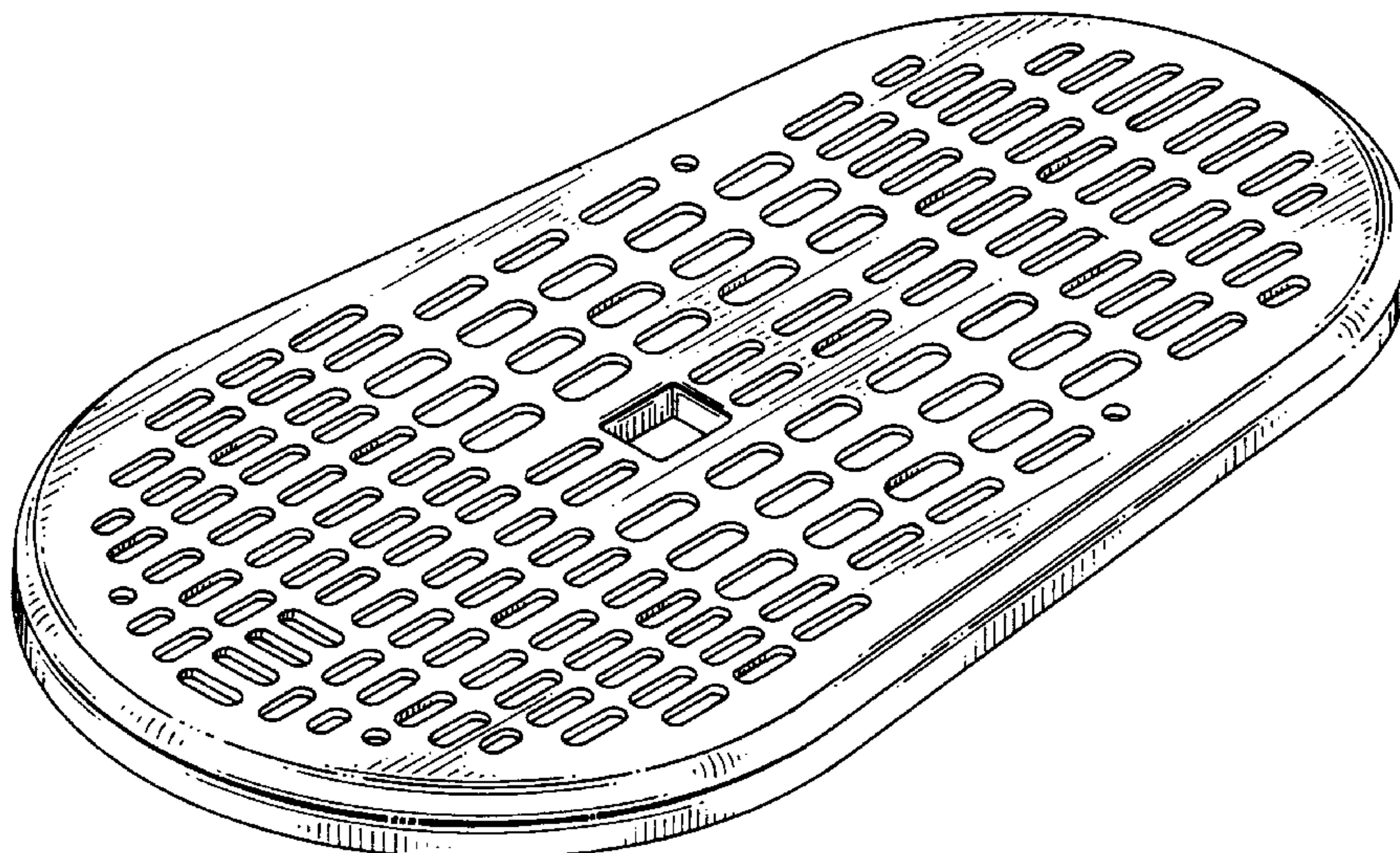
FIG. 6 is a rear side elevation view of FIG. 4;

FIG. 7 is a perspective view of a third embodiment of the “snowshoe design ” of this invention, also illustrating the front side and right side views; the left side view not illustrated but being identical and symmetrical to the right side view;

FIG. 8 is a bottom plan view of FIG. 7; and,

FIG. 9 is a rear elevation view of FIG. 7.

**1 Claim, 3 Drawing Sheets**





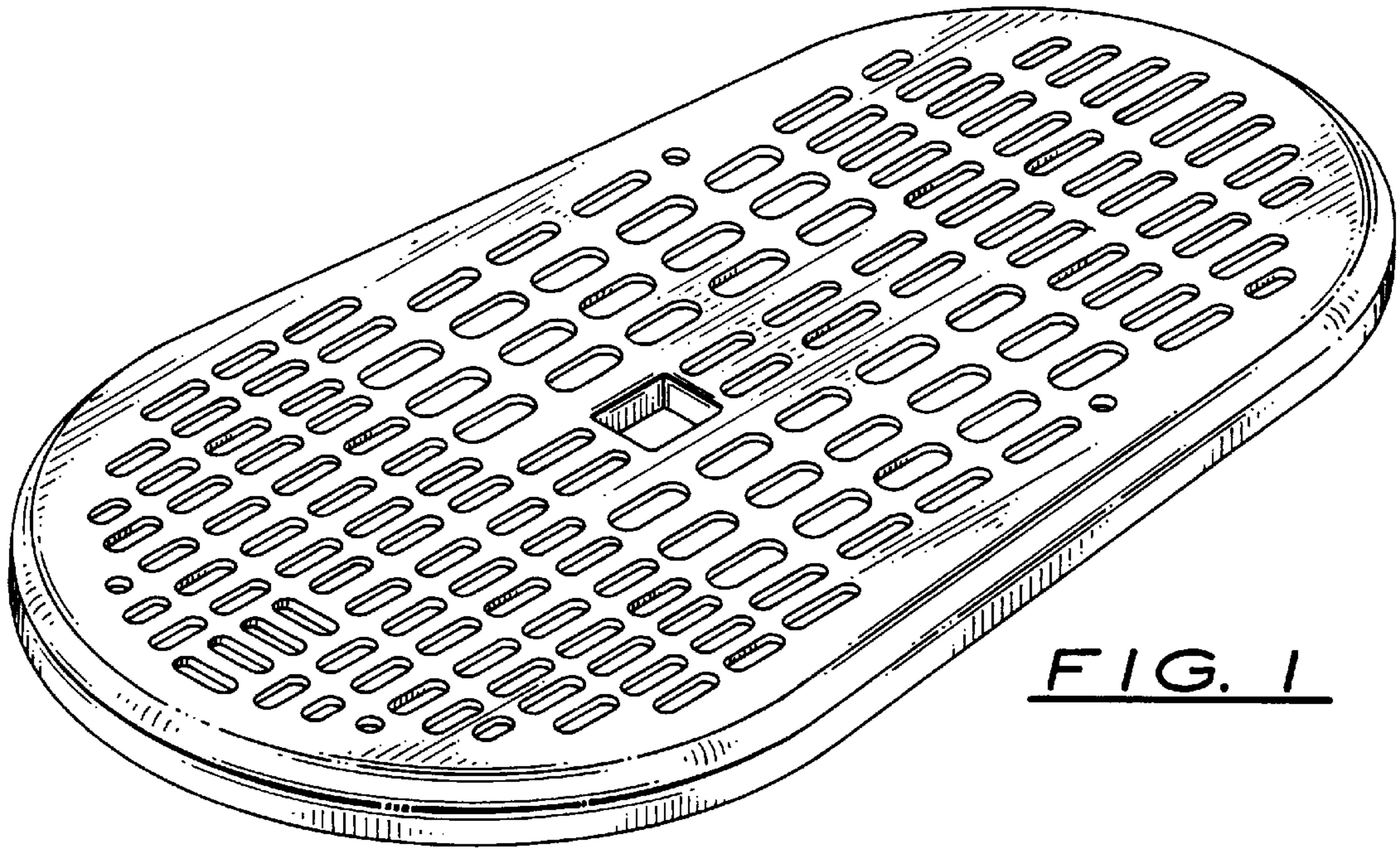


FIG. 1

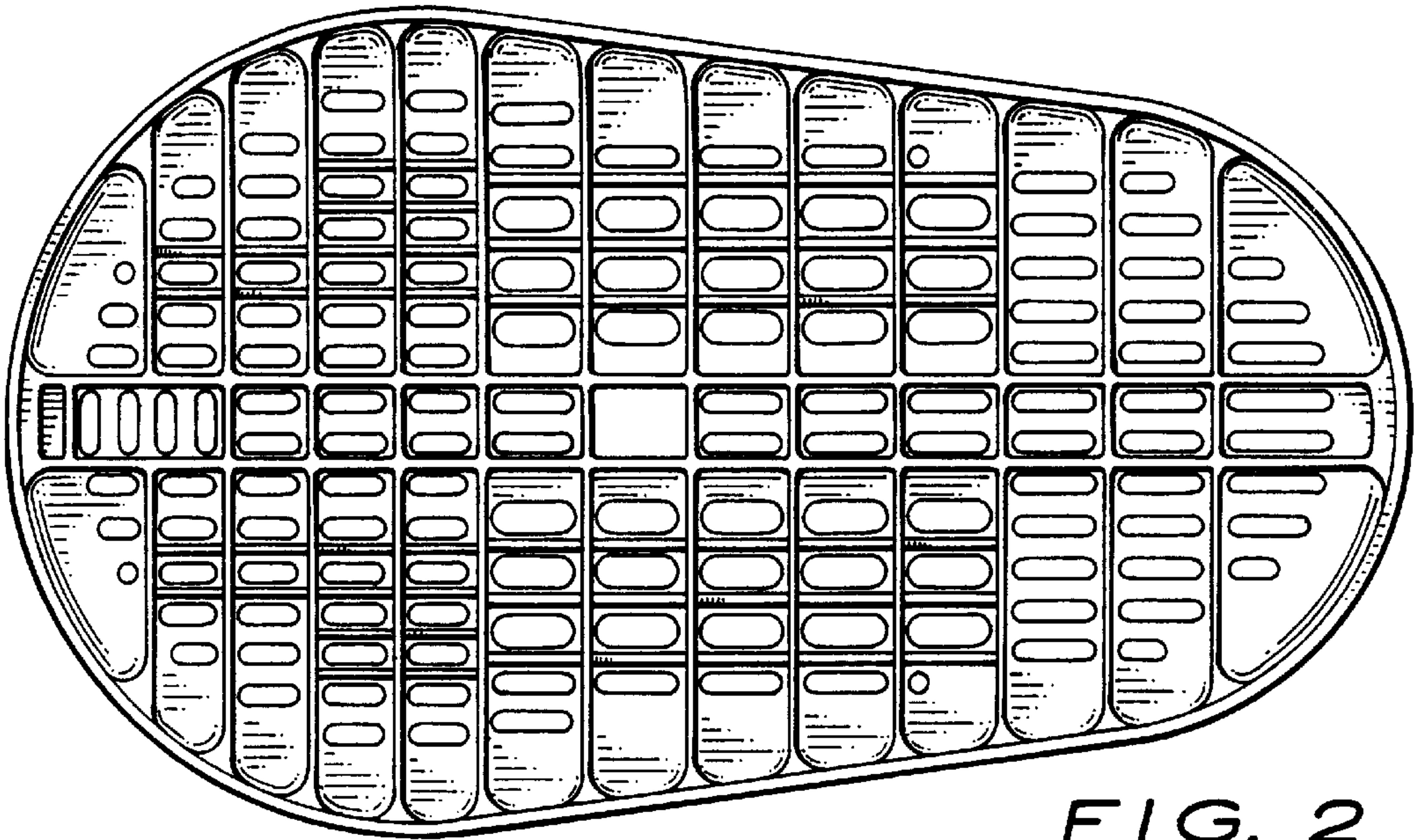


FIG. 2

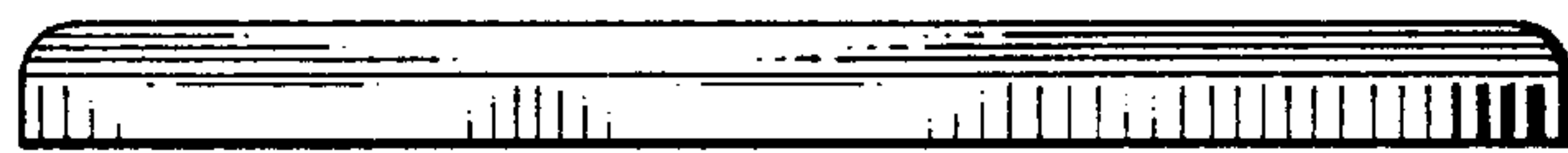


FIG. 3

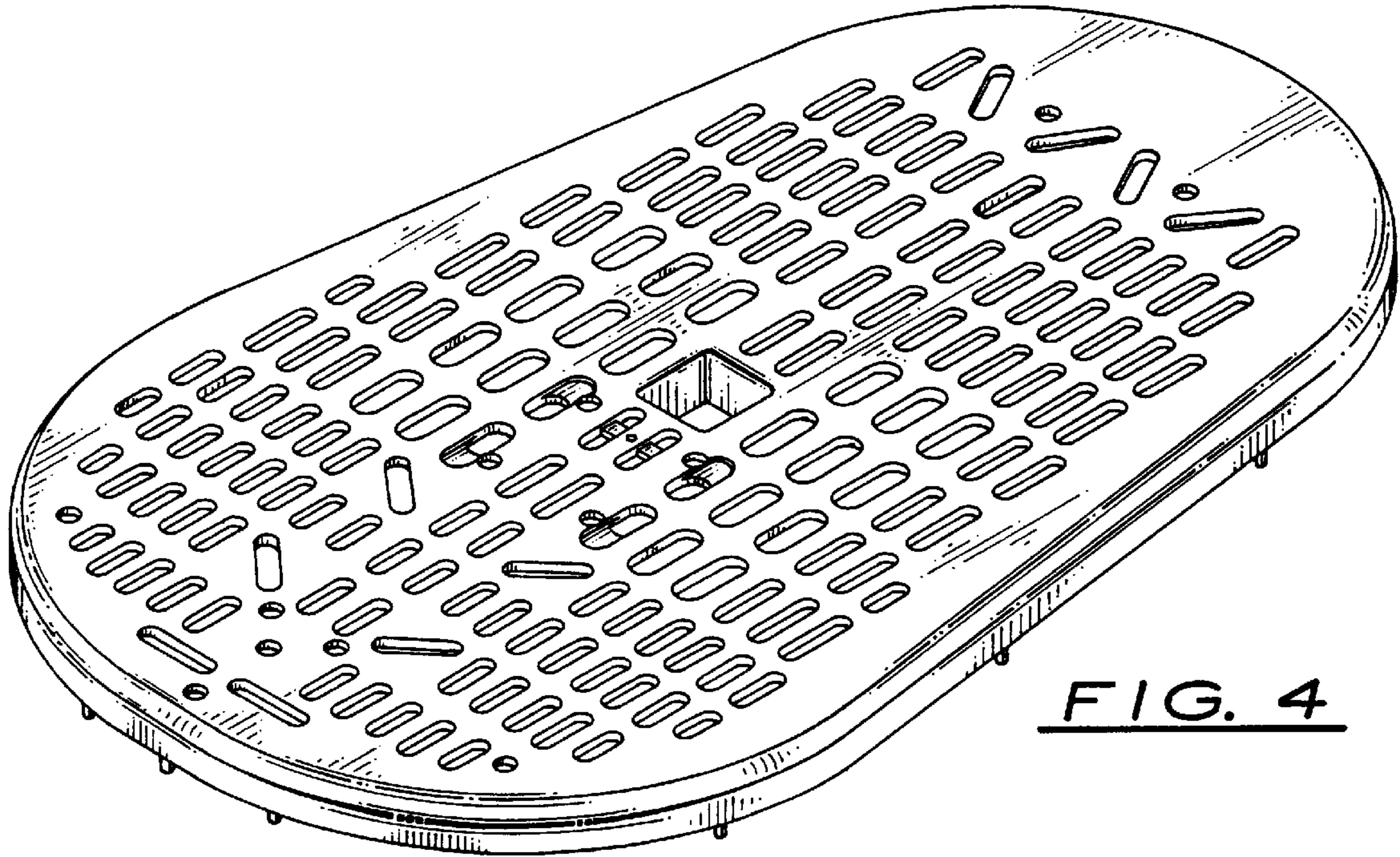


FIG. 4

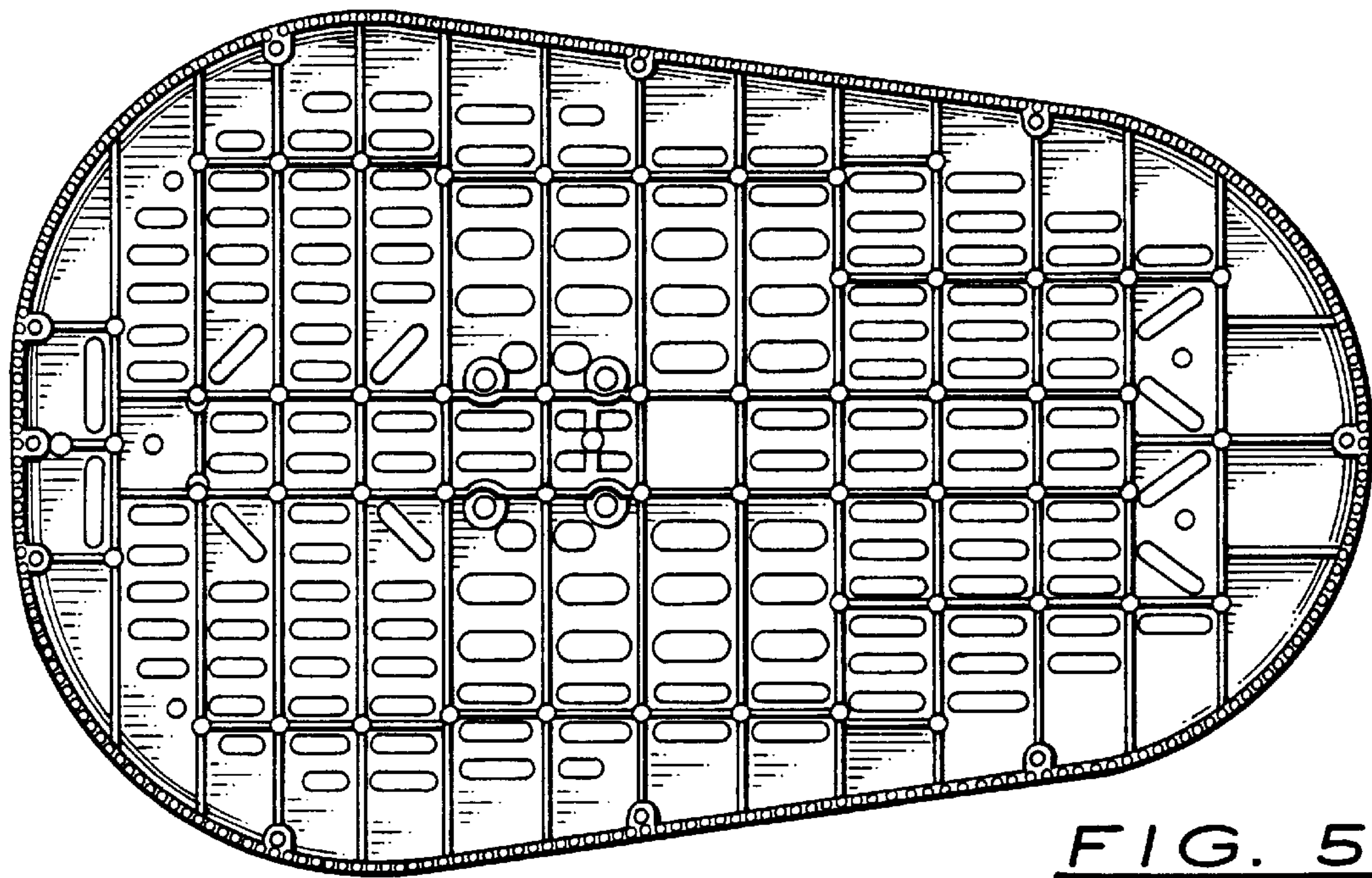


FIG. 5

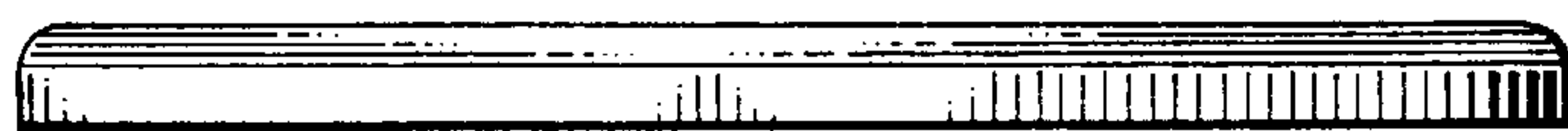


FIG. 6



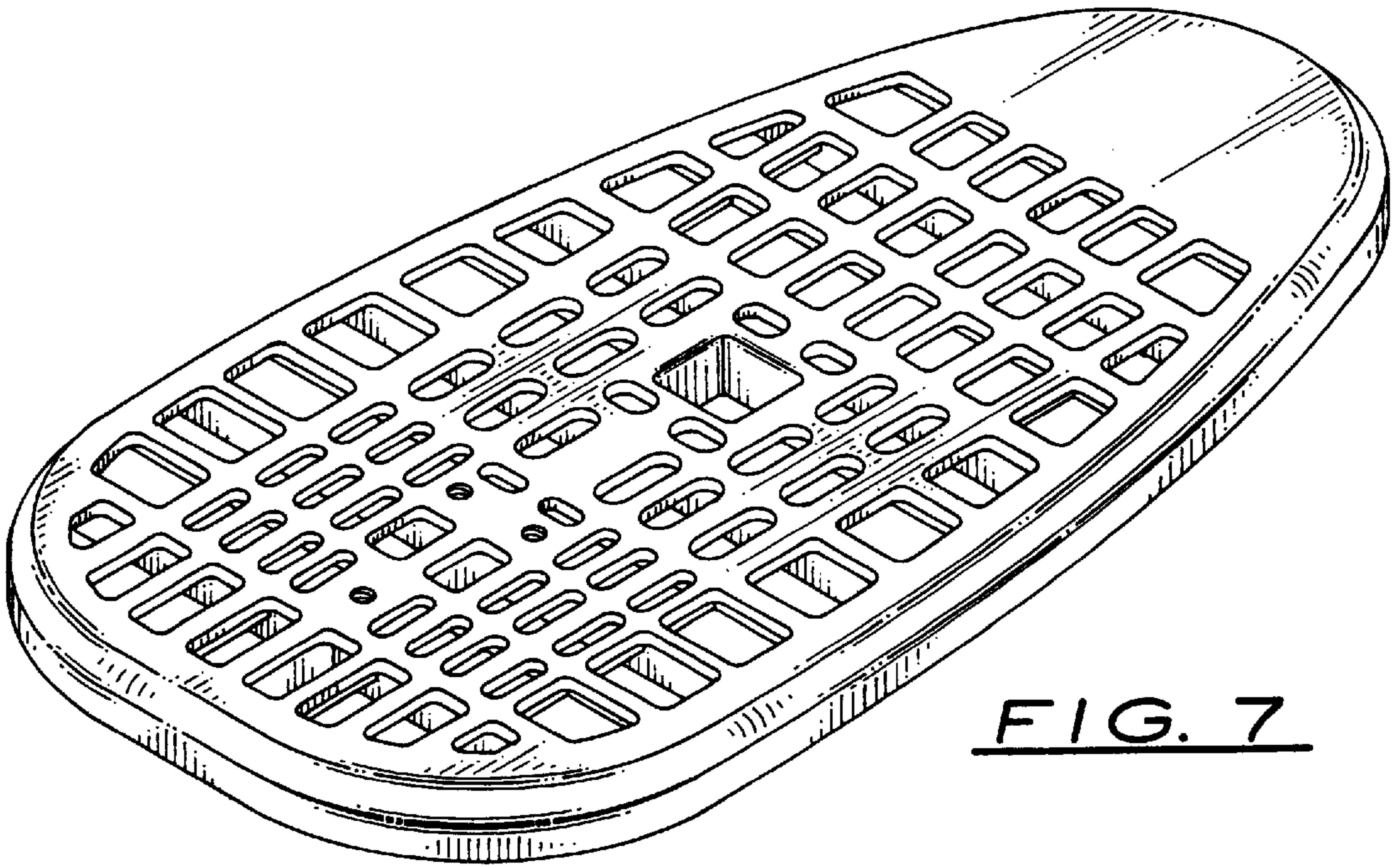


FIG. 7

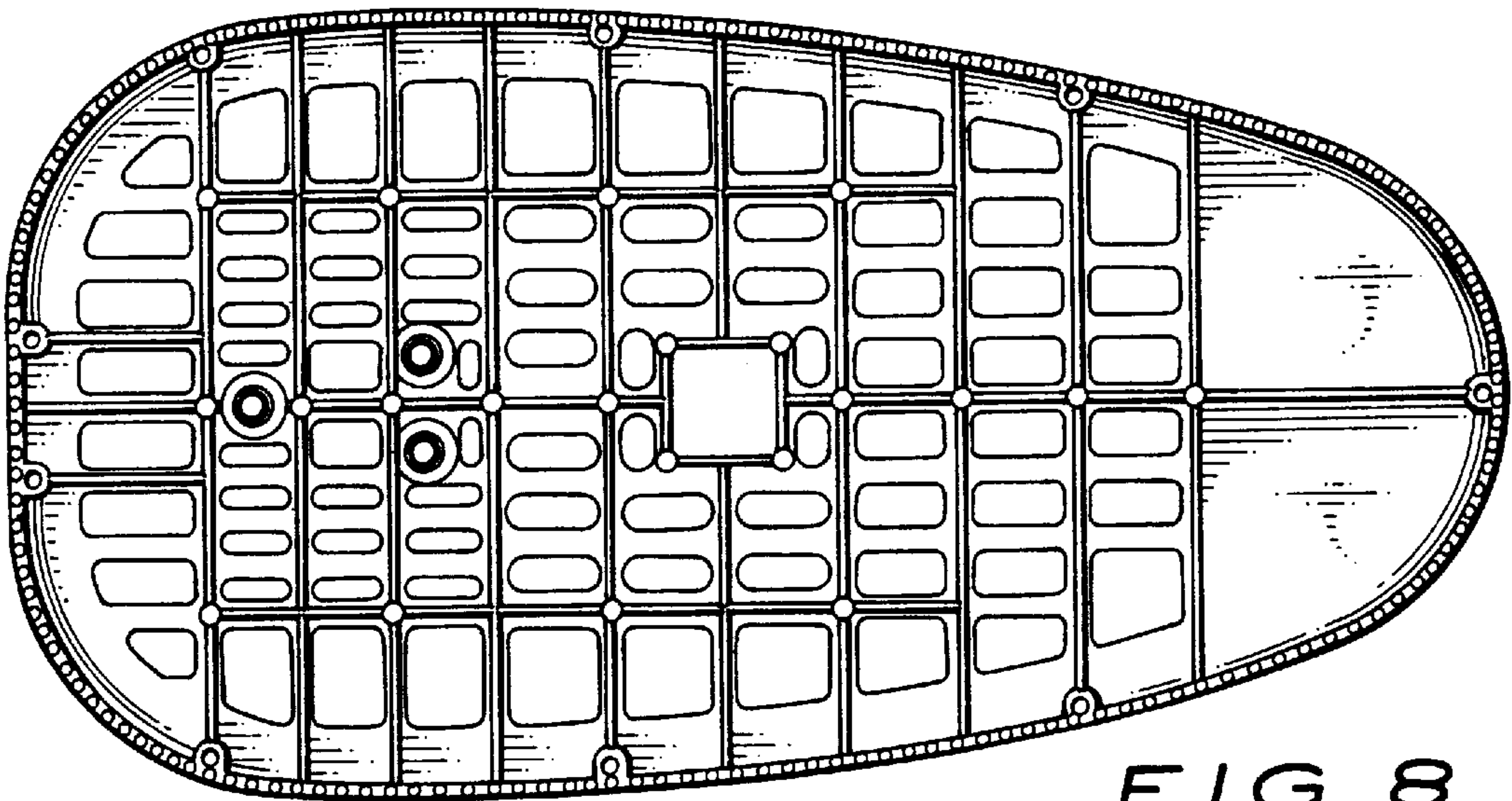


FIG. 8




FIG. 9