



US00D405118S

# United States Patent [19]

Murphy, Sr. et al.

[11] **Patent Number: Des. 405,118**

[45] **Date of Patent: \*\*Feb. 2, 1999**

[54] **VIDEO TAPE LABEL**

D. 319,669 9/1991 Kronberg ..... D20/22

[76] Inventors: **Larry G. Murphy, Sr.**, 2230 Washington Ave.; **Christopher A. Mitchell**, 4207 Maryville Rd., both of Granite City, Ill. 62040

*Primary Examiner*—Freda Nunn  
*Assistant Examiner*—J. Rivard

[\*] Notice: The terminal 28 months of this patent has been disclaimed.

[\*\*] Term: **14 Years**

[57] **CLAIM**

The ornamental design for a video tape label, as shown and described.

[21] Appl. No.: **679,352**

[22] Filed: **Apr. 2, 1991**

**DESCRIPTION**

[51] **LOC (6) Cl.** ..... **19-08**

[52] **U.S. Cl.** ..... **D20/27; D20/11**

[58] **Field of Search** ..... D20/22, 23, 27, D20/28, 10, 11; 40/638, 299.01, 630, 625; 283/62, 81, 117

FIG. 1 is a front elevational view of the video tape label showing my new design;  
FIG. 2 is a rear elevational view thereof;  
FIG. 3 is a left side elevational view thereof;  
FIG. 4 is a right side elevational view thereof;  
FIG. 5 is a top plan view thereof; and,  
FIG. 6 is a bottom plan view thereof; and,  
FIG. 7 is a perspective view of the invention showing a use thereof.

The broken lines are shown for illustrative purposes only and form no part of the claimed design.

[56] **References Cited**

**U.S. PATENT DOCUMENTS**

D. 311,030 10/1990 Zanigan ..... D20/22

**1 Claim, 3 Drawing Sheets**

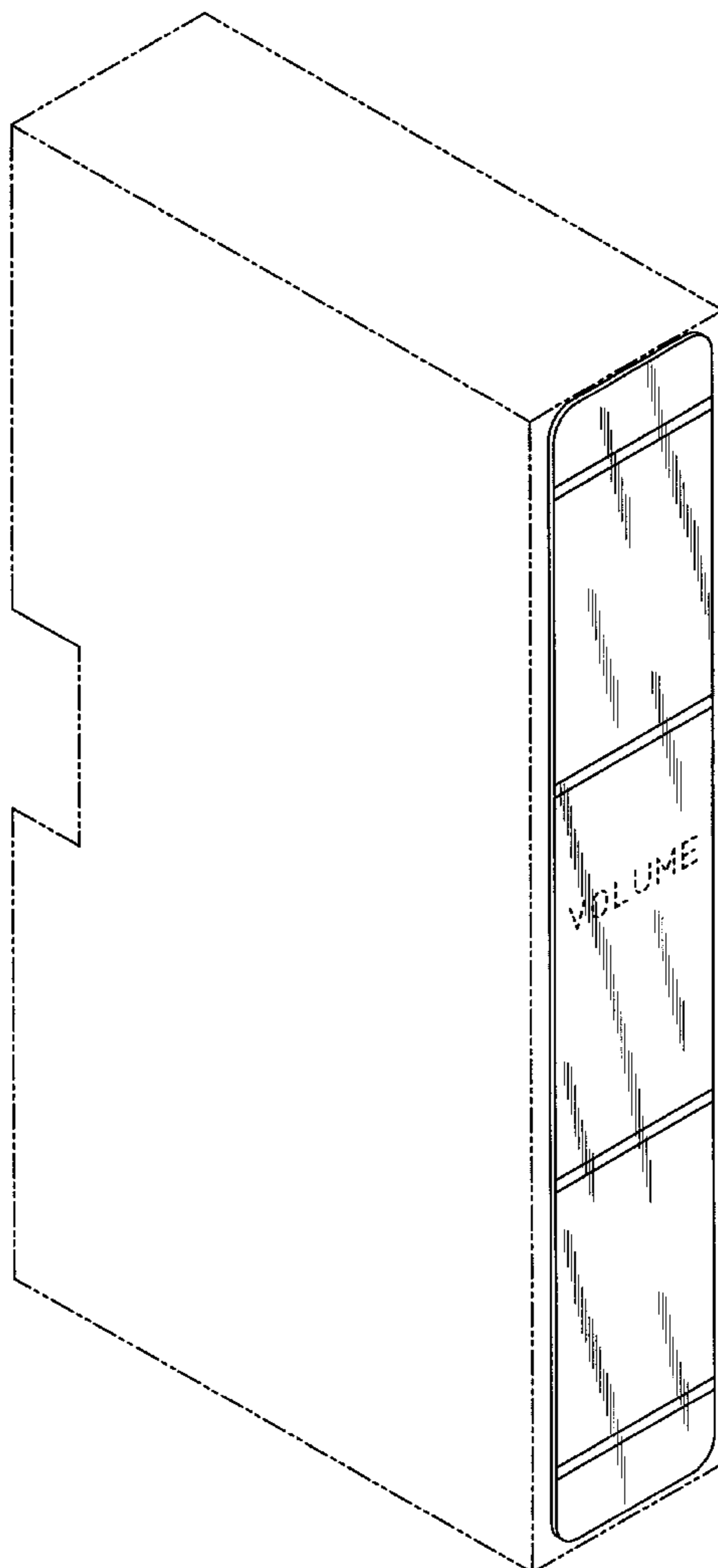


FIG. 1

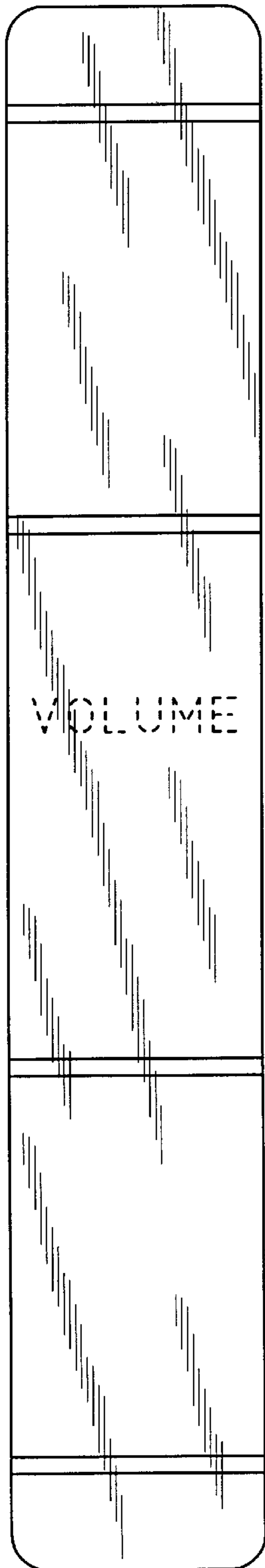



FIG. 2



*FIG. 3*



*FIG. 4*



*FIG. 5*



*FIG. 6*



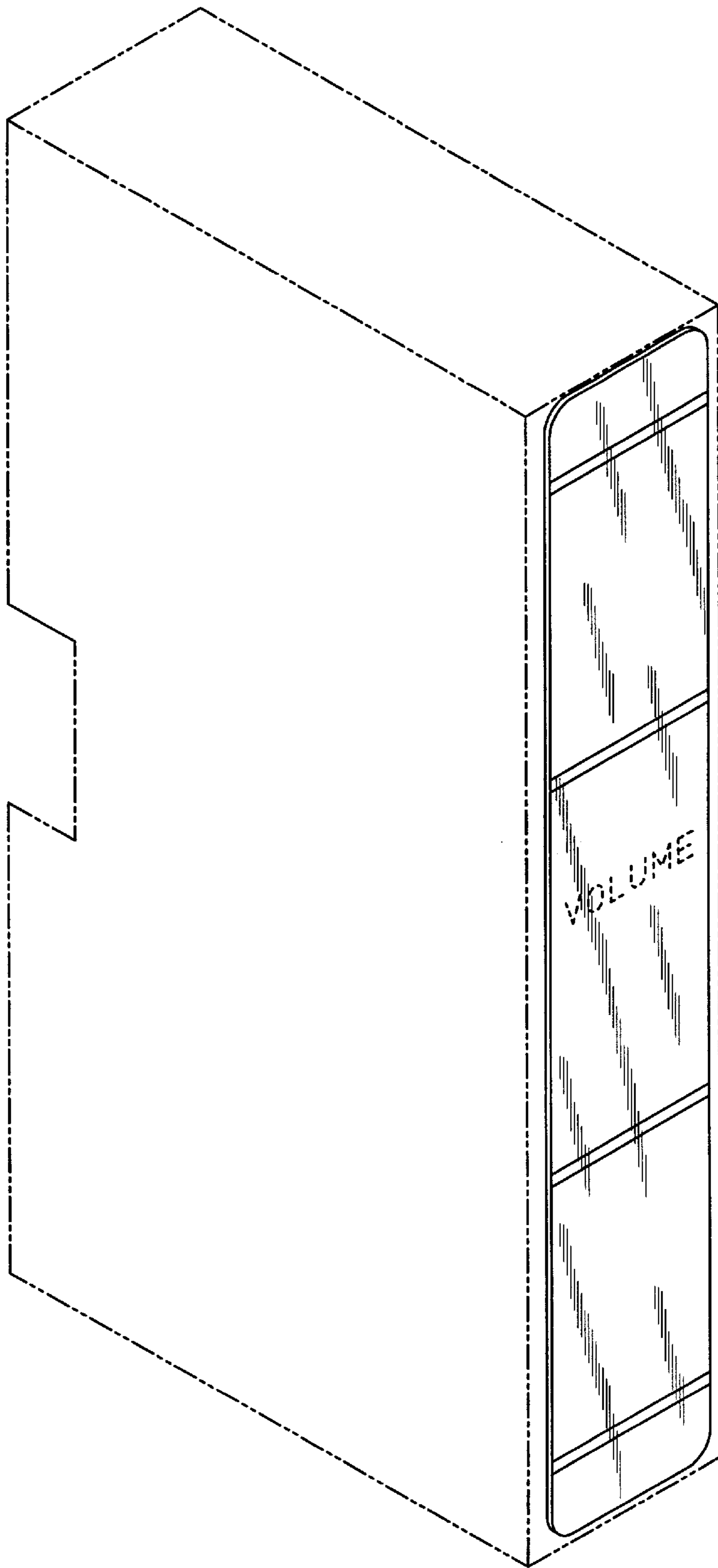


FIG. 7