



US00D405116S

United States Patent [19] Anderson, II

[11] **Patent Number:** **Des. 405,116**

[45] **Date of Patent:** ****Feb. 2, 1999**

[54] **IDENTIFICATION CARD**

[76] Inventor: **William A. Anderson, II**, 561 Rte. 1,
A-2, #207, Edison, N.J. 08817

[**] Term: **14 Years**

[21] Appl. No.: **558,400**

[22] Filed: **Jul. 23, 1990**

[51] **LOC (6) Cl.** **19-08**

[52] **U.S. Cl.** **D20/22**

[58] **Field of Search** D20/10, 11, 22,
D20/23, 27, 28, 42, 43; 40/1, 1.5, 1.6, 5,
6, 299

[56] **References Cited**

U.S. PATENT DOCUMENTS

D. 325,747	4/1992	Green	D20/11
D. 331,575	12/1992	Pike	D20/11
2,232,060	2/1941	Foster	40/1.5
2,411,987	12/1946	D'Antonio	40/1.5
2,863,235	12/1958	Krause	40/1.5

3,139,690	7/1964	Hait	40/1.5
3,466,773	9/1969	Kessler	40/1.5
3,927,375	12/1975	Zanoë et al.	40/1.5
4,597,206	7/1986	Benson	40/1.5

OTHER PUBLICATIONS

Chartpak Catalog 1986 p. 51 PTO37 palm trees.

Primary Examiner—Marcus A. Jackson

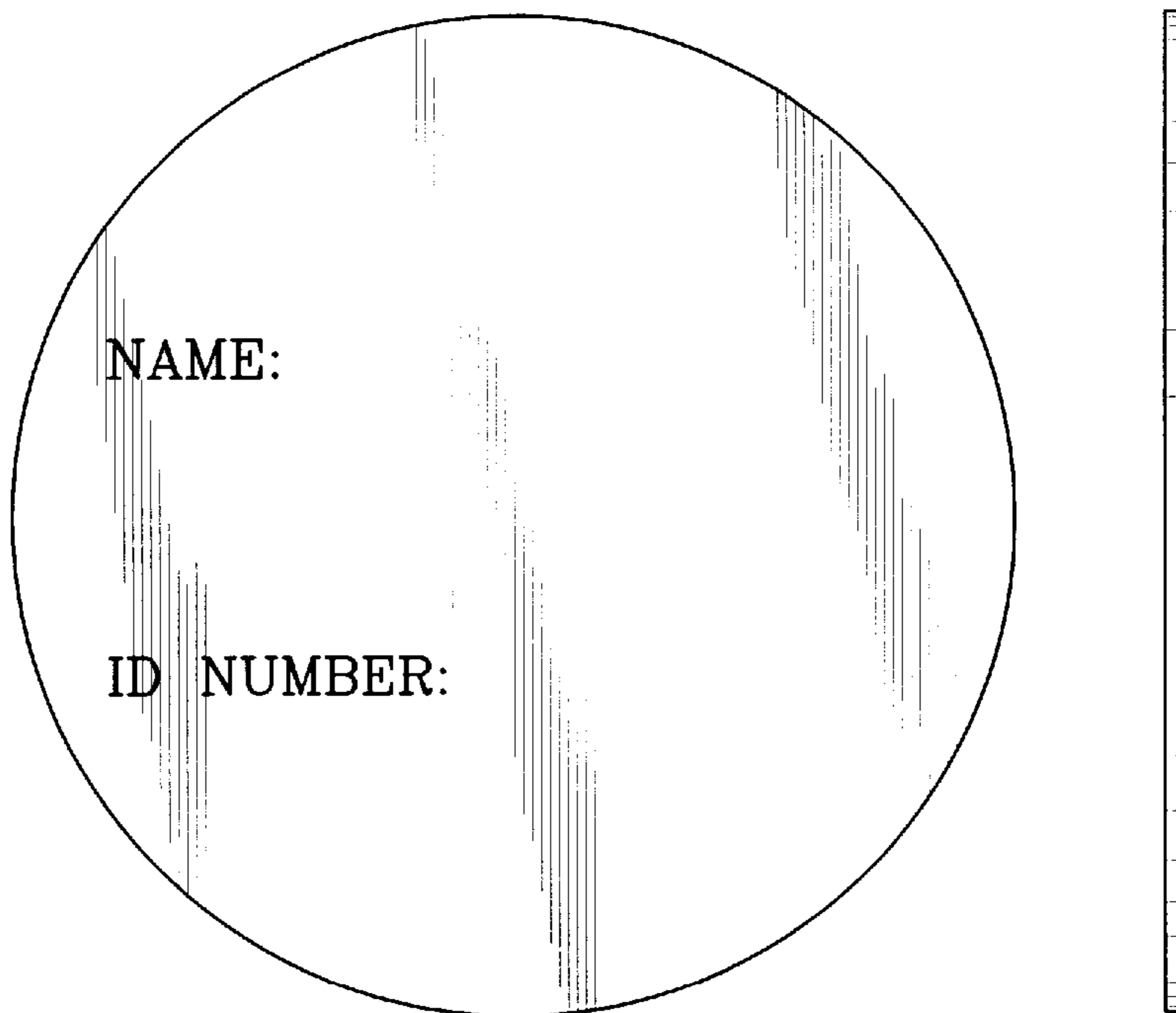
[57] **CLAIM**

The ornamental design for a identification card, as shown and described.

DESCRIPTION

FIG. 1 is a front elevational view of the identification card showing my new design;
FIG. 2 is a rear elevational view thereof;
FIG. 3 is a left side elevational view thereof;
FIG. 4 is a right side elevational view thereof;
FIG. 5 is a top plan view thereof; and,
FIG. 6 is a bottom plan view thereof.

1 Claim, 2 Drawing Sheets



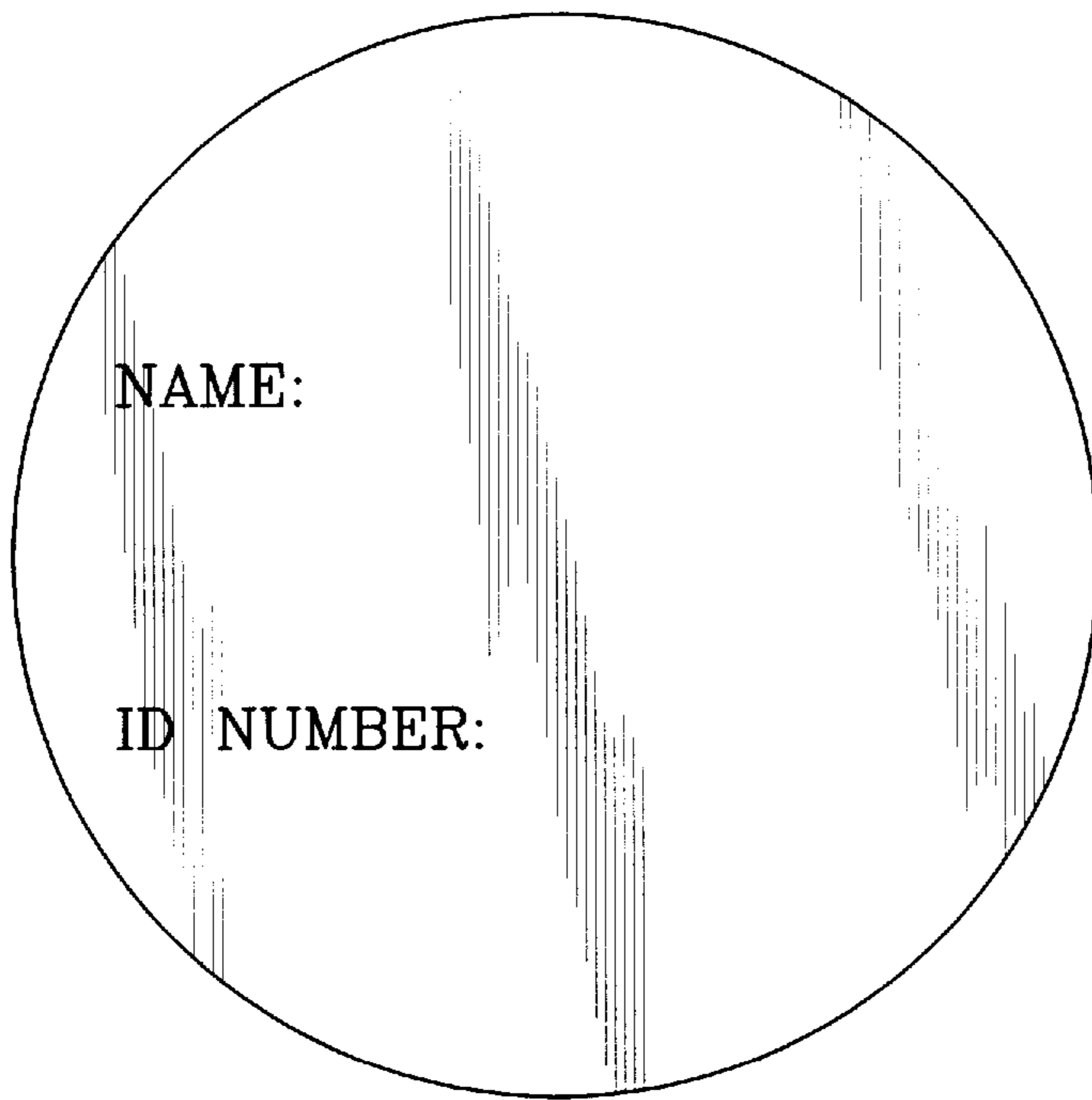


FIG. 1

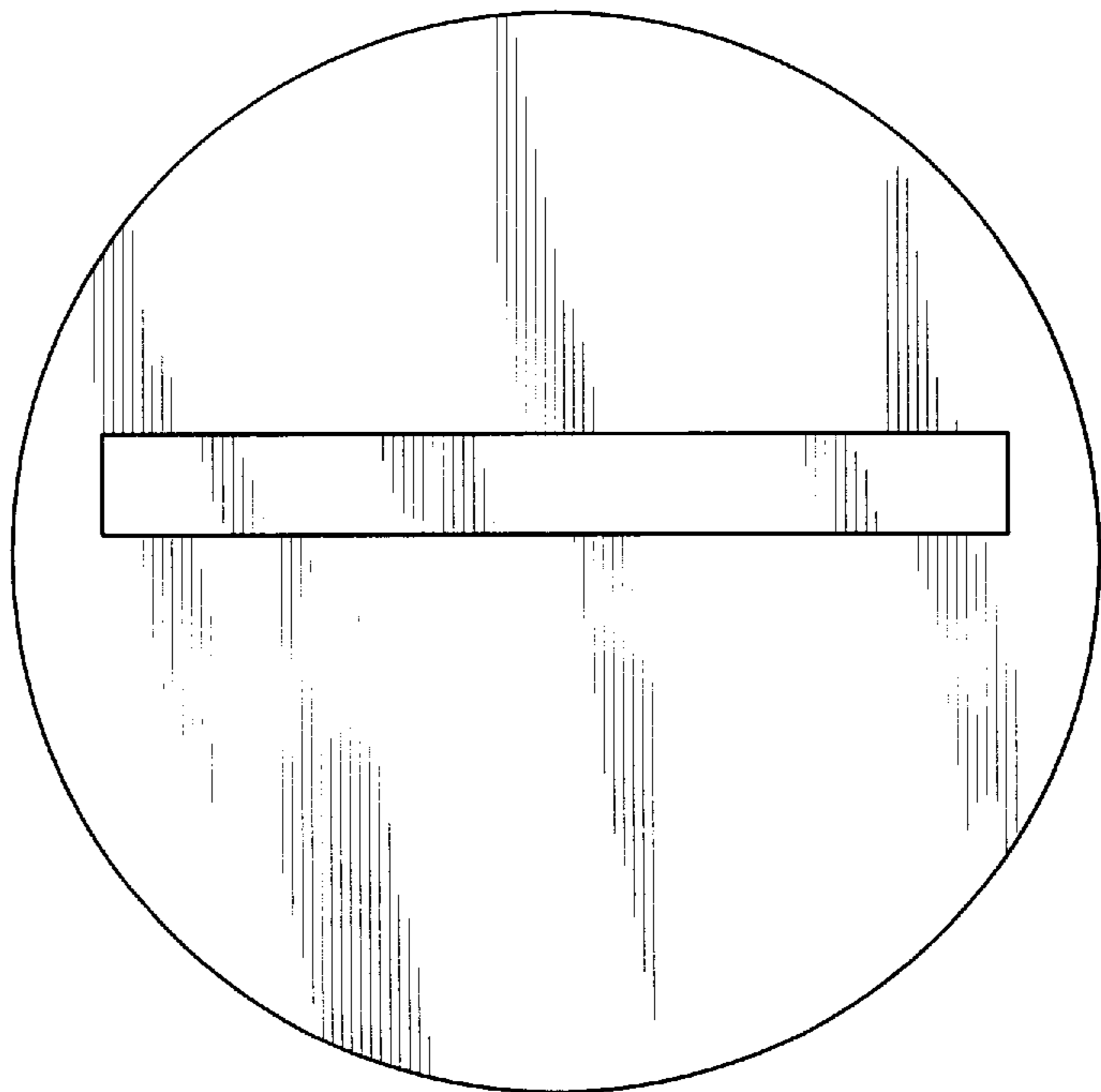


FIG. 2



FIG. 3



FIG. 4




FIG. 5




FIG. 6