



US00D405111S

# United States Patent [19] Kara

[11] **Patent Number: Des. 405,111**

[45] **Date of Patent: \*\*Feb. 2, 1999**

[54] **WINDOW PORTION OF A STAMPLESS ENVELOPE**

[75] Inventor: **Salim G. Kara**, Houston, Tex.

[73] Assignee: **E-Stamp Corporation**, Palo Alto, Calif.

[\*\*] Term: **14 Years**

[21] Appl. No.: **72,301**

[22] Filed: **Jun. 12, 1997**

[51] **LOC (6) Cl.** ..... **19-01**

[52] **U.S. Cl.** ..... **D19/3**

[58] **Field of Search** ..... D19/1, 2, 3, 33, D19/99, 100; 229/68.1, 71, 72, 301, 303, 304, 92.1, 92.3, 92.8, 92.9; 211/11

[56] **References Cited**

### U.S. PATENT DOCUMENTS

202,816	4/1878	Hatfield	229/71
D. 251,300	3/1979	Lillibridge	D19/3
D. 383,160	9/1997	Hiersteiner	D19/3 X
D. 384,098	9/1997	Kara	D19/3
D. 395,333	6/1998	Kara	D19/3
701,839	6/1902	Callahan	.
1,245,100	10/1917	Gutberlet	.
1,709,126	4/1929	Gentile	.
1,714,824	5/1929	Staples	.
1,988,908	1/1935	MacKinnon	229/71
2,035,218	3/1936	Bloom	229/71
2,383,652	8/1945	Holmblad et al.	229/68
2,794,590	6/1957	Sills	229/71
2,804,395	8/1957	Boyajian	117/44
2,825,498	3/1958	Alves	229/68
2,887,326	5/1959	Kramer	281/3
2,985,464	5/1961	McFarland	283/58
3,195,802	7/1965	Jacobs	229/72
3,221,980	12/1965	Mercur	229/71

3,370,781	2/1968	Sroge	229/71
3,380,648	4/1968	De Lyra	229/71
3,442,438	5/1969	Marban	229/85
3,467,299	9/1969	Meyer	229/70
4,245,775	1/1981	Conn	229/71
4,597,591	7/1986	Gendron et al.	283/1 B
4,919,324	4/1990	Hottle	229/68 R
4,938,414	7/1990	Lippert	229/92.8
4,993,752	2/1991	Juszak	283/67
5,603,529	2/1997	Breindel	229/92.1 X

### FOREIGN PATENT DOCUMENTS

52910	5/1910	Switzerland	229/71
29956	of 1897	United Kingdom	229/71
312547	5/1929	United Kingdom	229/71

*Primary Examiner*—Martie K. Holtje  
*Attorney, Agent, or Firm*—Fulbright & Jaworski L.L.P.

### [57] CLAIM

The ornamental design for a window portion of a stampless envelope, as shown and described.

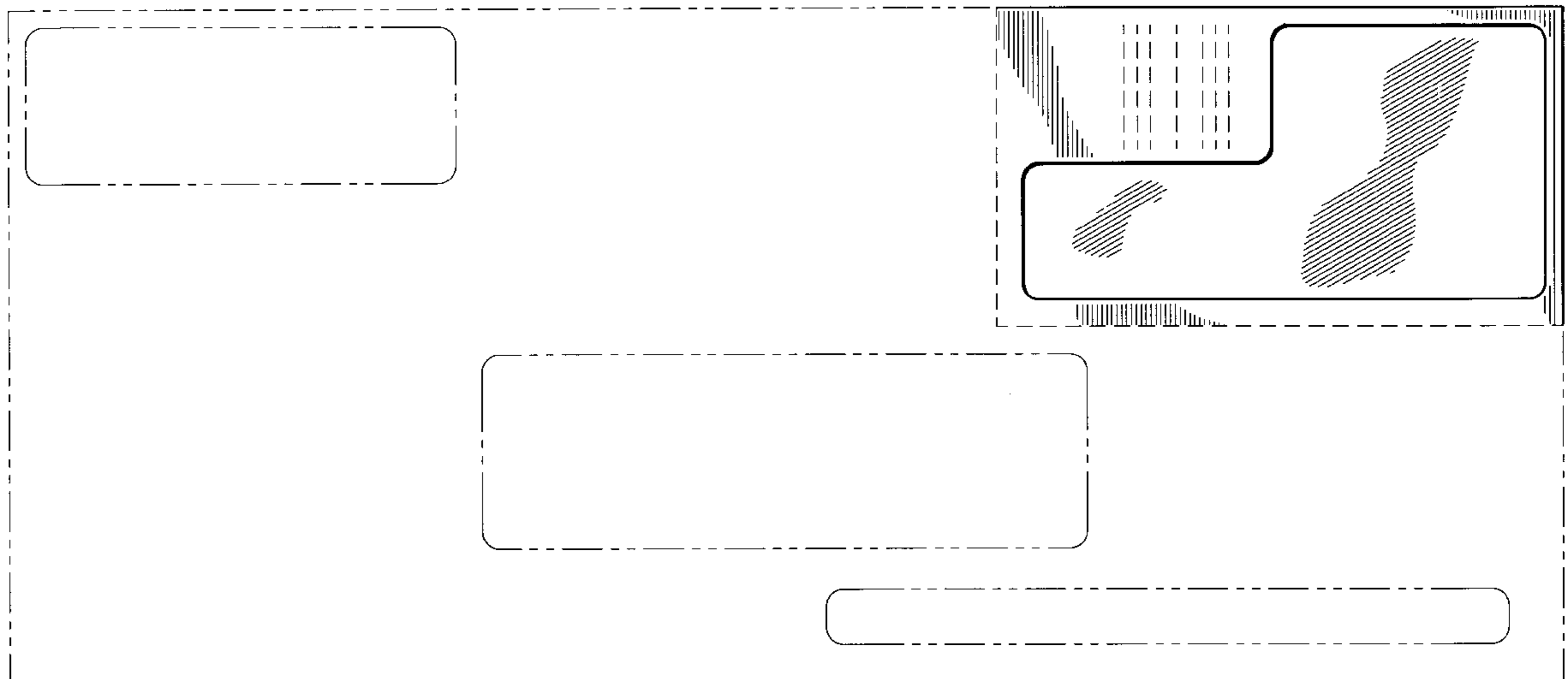
### DESCRIPTION

FIG. 1 is a front elevational view of a window portion of a stampless envelope showing my new design, the remaining portions of the envelope including additional windows being shown for environmental purposes only and forming no part of the claimed design; and,

FIG. 2 is a front elevational view of a window portion of a stampless envelope, the remaining portions of the envelope including additional windows in an alternative placement being shown for environmental purposes only and forming no part of the claimed design.

The broken lines defining the boundaries, and the FIM code within the claimed area in FIGS. 1 and 2 are shown for illustrative purposes only and form no part of the claimed design.

**1 Claim, 2 Drawing Sheets**



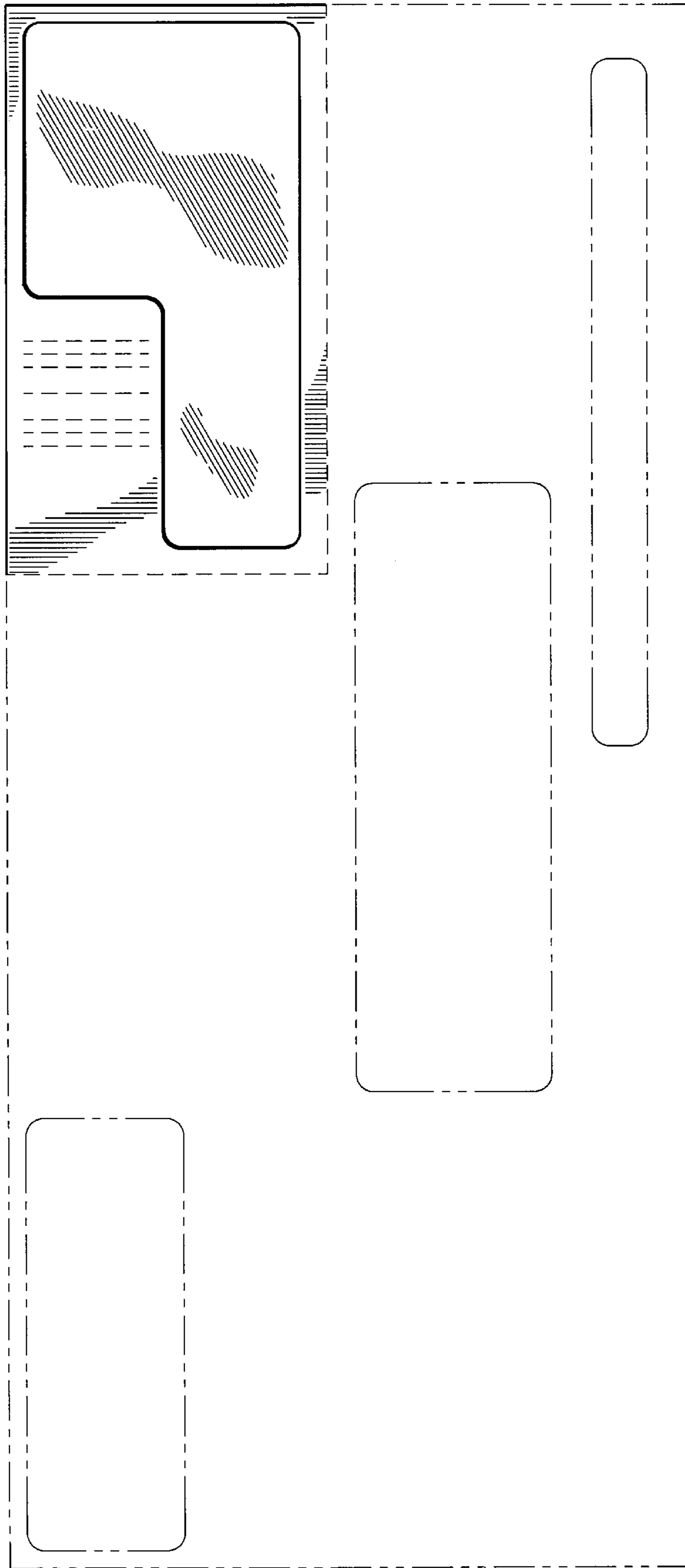


FIG. 1

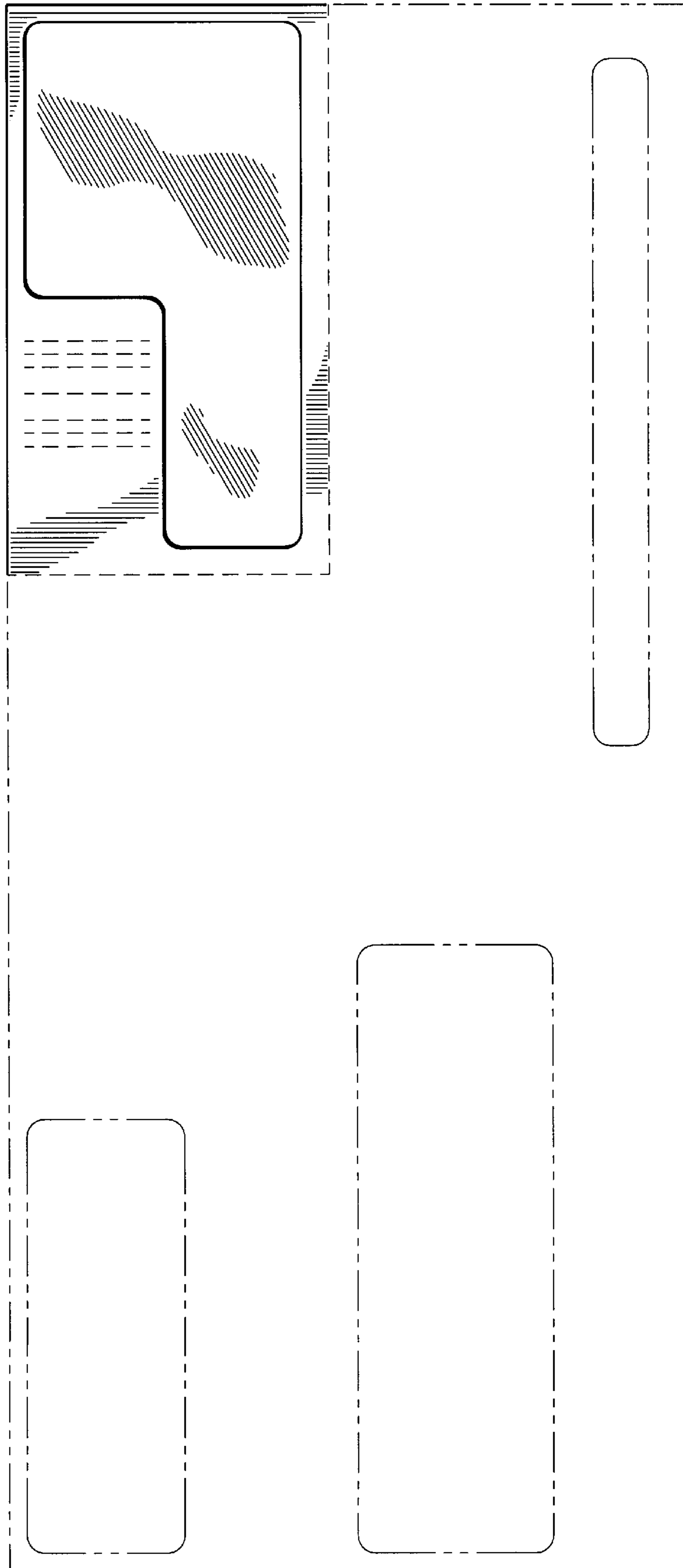


FIG. 2